

ELEVENTH EDITION

TOURISM

Principles, Practices, Philosophies



Charles R. Goeldner
J. R. Brent Ritchie



WILEY

JOHN WILEY & SONS, INC.



TOURISM



ELEVENTH EDITION

TOURISM

Principles, Practices, Philosophies



Charles R. Goeldner
J. R. Brent Ritchie



WILEY

JOHN WILEY & SONS, INC.

This book is printed on acid-free paper. ♻️

Copyright © 2009 by John Wiley & Sons, Inc. All rights reserved

Published by John Wiley & Sons, Inc., Hoboken, New Jersey.
Published simultaneously in Canada.

No part of this publication may be reproduced, stored in a retrieval system, or transmitted in any form or by any means, electronic, mechanical, photocopying, recording, scanning, or otherwise, except as permitted under Section 107 or 108 of the 1976 United States Copyright Act, without either the prior written permission of the Publisher, or authorization through payment of the appropriate per-copy fee to the Copyright Clearance Center, Inc., 222 Rosewood Drive, Danvers, MA 01923, 978-750-8400, fax 978-646-8600, or on the Web at www.copyright.com. Requests to the Publisher for permission should be addressed to the Permissions Department, John Wiley & Sons, Inc., 111 River Street, Hoboken, NJ 07030, 201-748-6011, fax 201-748-6008, or online at <http://www.wiley.com/go/permissions>.

Limit of Liability/Disclaimer of Warranty: While the publisher and author have used their best efforts in preparing this book, they make no representations or warranties with respect to the accuracy or completeness of the contents of this book and specifically disclaim any implied warranties of merchantability or fitness for a particular purpose. No warranty may be created or extended by sales representatives or written sales materials. The advice and strategies contained herein may not be suitable for your situation. You should consult with a professional where appropriate. Neither the publisher nor author shall be liable for any loss of profit or any other commercial damages, including but not limited to special, incidental, consequential, or other damages.

For general information on our other products and services, or technical support, please contact our Customer Care Department within the United States at 800-762-2974, outside the United States at 317-572-3993 or fax 317-572-4002.

Wiley also publishes its books in a variety of electronic formats. Some content that appears in print may not be available in electronic books.

For more information about Wiley products, visit our Web site at <http://www.wiley.com>.

Library of Congress Cataloging-in-Publication Data:

Goeldner, Charles R.

Tourism: principles, practices, philosophies / Charles R. Goeldner, J. R. Brent Ritchie.—Eleventh ed.

p. cm.

Includes index

ISBN 978-0-470-08459-5 (cloth)

1. Tourism. I. Ritchie, J. R. Brent II. Title

G155.AIM386 2009

338.4'79—dc22

2008013179

Printed in the United States of America

10 9 8 7 6 5 4 3 2 1

Contents

Preface xiii

PART 1

TOURISM OVERVIEW _____ 1

CHAPTER 1 Tourism in Perspective 3

- Introduction 4
- What Is Tourism? 4
- Components of Tourism and Tourism Management 12
- Basic Approaches to the Study of Tourism 21
- Economic Importance 25
- Benefits and Costs of Tourism 31
- Summary 33
- Key Concepts 33
- Internet Exercises 34
- Questions for Review and Discussion 34
- Case Problems 34

CHAPTER 2 Tourism through the Ages 35

- Introduction 36
- Early Beginnings 37
- Early (and Later) Tourist Attractions 49
- Early Economic References 52
- The First Travel Agents 52
- Historic Transportation 53
- Accommodations 57
- Chronologies of Travel 57
- Summary 62
- Key Concepts 63
- Internet Exercises 63
- Questions for Review and Discussion 64

CHAPTER 3 Career Opportunities 65

Introduction 66
Job Forecasts 66
Job Requirements 66
Career Possibilities 67
Career Paths in Tourism 79
Internships 80
Other Sources of Career Information 84
Summary 84
Key Concepts 84
Internet Exercises 85
Questions for Review and Discussion 85
Case Problems 86

PART 2

HOW TOURISM IS ORGANIZED _____ 87

CHAPTER 4 World, National, Regional, and Other Organizations 89

Introduction 90
International Organizations 91
Developmental Organizations (International and National) 98
Regional International Organizations 99
National Organizations 100
Regional Organizations 109
State and Community Organizations 109
Summary 113
Key Concepts 114
Internet Exercises 114
Questions for Review and Discussion 115
Case Problems 116

CHAPTER 5 Passenger Transportation 117

Introduction 118
The Airline Industry 120
The Rail Industry 129
The Motorcoach Industry 133
The Automobile 136
The Cruise Industry 143

Other Modes of Transportation	148
Summary	149
Key Concepts	150
Internet Exercises	150
Questions for Review and Discussion	151
Case Problems	152

CHAPTER 6 **Hospitality and Related Services** 153

Introduction	154
The Lodging Industry	155
The Food Service Industry	169
Meeting Planners	175
Summary	177
Key Concepts	179
Internet Exercises	179
Questions for Review and Discussion	179
Case Problems	180

CHAPTER 7 **Organizations in the Distribution Process** 181

Introduction	182
Travel Agents	183
The Internet	196
Consolidators	200
The Tour Wholesaler	201
Specialty Channelers	206
Choosing Channels	208
Summary	208
Key Concepts	209
Internet Exercises	209
Questions for Review and Discussion	210
Case Problems	210

CHAPTER 8 **Attractions, Entertainment, Recreation, and Other** 212

Introduction	213
Attractions	214
Gaming	223
Recreation	226
Entertainment	234
Festivals and Events	234
Shopping	236

- Education 238
- Publishing 240
- Marketing and Publicity Organizations 241
- Miscellaneous Services 241
- Summary 241
- Key Concepts 242
- Internet Exercises 242
- Questions for Review and Discussion 243
- Case Problem 243

PART 3

UNDERSTANDING TRAVEL BEHAVIOR _____ **245**

CHAPTER 9 Motivation for Pleasure Travel 247

- Introduction 248
- A Focus on Customers 248
- The Need for a Theory 258
- The Development of Motivation Models 262
- Summary 263
- Key Concepts 264
- Internet Exercises 264
- Questions for Review and Discussion 265
- Case Problems 266

CHAPTER 10 Cultural and International Tourism for Life's Enrichment 267

- Introduction 268
- Importance 268
- Life-Seeing Tourism 270
- The Romance of Pleasure Travel 273
- Developmental and Promotional Measures 273
- Anthropography (Geography of Humankind) 277
- Types of Destinations as Travel Experiences 277
- Other Tourist Appeals 280
- Tourism and Peace 291
- Summary 300
- Key Concepts 301
- Internet Exercises 301
- Questions for Review and Discussion 302
- Case Problems 302

CHAPTER 11 Sociology of Tourism 303

- Introduction 304
- Effects on the Individual 304
- Effects on the Family 304
- Effects on Society 305
- Life Characteristics and Travel 309
- Emergence of Group Travel Patterns 317
- Social (Subsidized) Tourism 319
- Summary of the Principal Social Effects of Tourism 322
- The International Tourist 323
- Barriers to Travel 326
- Summary 327
- Key Concepts 328
- Internet Exercises 328
- Questions for Review and Discussion 329
- Case Problems 329

PART 4**TOURISM SUPPLY, DEMAND, POLICY, PLANNING,
AND DEVELOPMENT _____ 331****CHAPTER 12 Tourism Components and Supply 333**

- Introduction 334
- Supply Components 335
- Natural Resources 336
- Built Environment 337
- Operating Sectors 340
- Spirit of Hospitality and Cultural Resources 347
- Matching Supply with Demand 353
- Summary 359
- Key Concepts 360
- Internet Exercises 360
- Questions for Review and Discussion 361
- Case Problems 361

CHAPTER 13 Measuring and Forecasting Demand 362

- Introduction 363
- Why Demand Is Important 363
- Demand to a Destination 363

- Measuring Demand 366
- Projection Methodology 369
- Summary 376
- Key Concepts 376
- Internet Exercises 377
- Questions for Review and Discussion 377
- Case Problems 378

CHAPTER 14 Tourism's Economic Impact 379

- Introduction 380
- Tourism's Economic Impact: An International Perspective 380
- Comparing International and Domestic Expenditures 383
- Optimization 386
- Economic Multipliers 396
- More Advanced Economic Concepts Related to Tourism 404
- Summary 408
- Key Concepts 410
- Internet Exercises 410
- Questions for Review and Discussion 411
- Case Problems 411

CHAPTER 15 Tourism Policy: Structure, Content, and Process 412

- Introduction 413
- Tourism Policy: A Definition 414
- The Focus of Tourism Policy: The Competitive/Sustainable Destination 416
- The Major Parameters of Tourism Destination Management 418
- Tourism Policy: Structure, Content, and Process 425
- The Process of Tourism Policy Formulation 430
- Translating Policy into Reality 435
- Formulating Policy to Deal with Crises 435
- Summary 437
- Key Concepts 438
- Internet Exercises 438
- Questions for Review and Discussion 439

CHAPTER 16 Tourism Planning, Development, and Social Considerations 440

- Introduction 441
- Planning for a Competitive/Sustainable Destination 441
- The Nature of Tourism Planning 444
- Relating Tourism Planning to Tourism Policy 444

Why Tourism Planning Is Necessary	448
The Planning Process	450
Goals of Tourism Development	454
Political Aspects of Tourism Development	456
Development of Tourist Potential	459
Summary	465
Key Concepts	466
Internet Exercises	466
Questions for Review and Discussion	467
Case Problems	467

CHAPTER 17 **Tourism and the Environment** 469

Introduction	470
Does Tourism Threaten the Environment? The WTTC Position	470
Sustainable Development	474
Ecotourism: Common Terms Used	483
Current Tourism Industry Practices	491
Summary	500
Key Concepts	501
Internet Exercises	501
Questions for Review and Discussion	502
Case Problems	502

PART 5

ESSENTIALS OF TOURISM RESEARCH AND MARKETING—505

CHAPTER 18 **Travel and Tourism Research** 507

Introduction	508
Illustrative Uses of Travel Research	508
The Travel Research Process	509
Sources of Information	511
Basic Research Methods	515
Who Does Travel Research?	522
The State of the Art	526
Travel and Tourism Research Association	528
Summary	529
Key Concepts	529
Internet Exercises	529
Questions for Review and Discussion	530

CHAPTER 19 **Tourism Marketing** 531

- Introduction 532
- Marketing Concept 532
- The Marketing Mix 533
- Market Segmentation 553
- Marketing Planning: The Tourism Marketing Plan 559
- Joint Marketing Efforts 560
- Summary 561
- Key Concepts 561
- Internet Exercises 562
- Questions for Review and Discussion 563
- Case Problem 564

PART 6

TOURISM PROSPECTS _____ **565**

CHAPTER 20 **Tourism's Future** 567

- Introduction 568
- Tourism in the Third Millennium 568
- The World of Tourism in 2020 569
- The Nature of Future Growth 571
- Leisure, Tourism, and Society in the Third Millennium 572
- New Realities—New Horizons: Forces Impacting the Future of Tourism 573
- The Tourist of the Future 583
- The Changing Nature of Tourism Products 591
- Managing the Future Effectively 594
- Summary 594
- Key Concepts 595
- Internet Exercises 595
- Questions for Review and Discussion 596

Selected References 597

Glossary 613

Index 619

Preface

Space travel, only a few years ago the dream of a few space pioneers, is now a featured story in the travel sections of leading newspapers. Billionaires write checks for a place in line to go into space while ordinary travelers note the emergence of the megaplane, the Airbus A380, with potential capacity of over eight hundred. Meanwhile Boeing has responded with the smaller, lighter Boeing 287 Dreamliner about to enter commercial service. Most important, tourism planners recognize that technological change, peak oil prices, climate change, and other environmental issues necessitate adaptation if tourism is to thrive.

The industry must respond to the above challenges and opportunities plus deal with options generated by the proliferation of travel blogs and social networking sites, such as Facebook and MySpace, which change the stream of communication about travel and tourism. Furthermore, security continues to present challenges and added cost. These factors underscore why the globe's most dynamic industry demands constant reassessment.

While basic tourism principles remain, applications must constantly be reevaluated in light of new developments. Already the world's largest industry, tourism grows even more as millions of travelers from such booming economies as China, India, Brazil, and Russia seek culture, comfortable climates, and recreation in offshore destinations. At the same time, additional millions of retiring baby boomers from industrialized nations will take advantage of leisure time to enjoy increased travel. All are lured to pack their bags as increasing access to the Internet and television whet appetites to see the modern wonders of the world. The travel industry must respond. Accordingly, the *eleventh edition* is designed to examine changes and relate them to the basic concepts of tourism.

This book is intended to be used primarily as a textbook for college and university courses in tourism. However, the book also provides valuable information and guidance for national/state/provincial/local tourism offices, convention and visitors bureaus, chambers of commerce, tourism planning and development organizations, tourism promoters, tourist accommodations, attractions and other businesses, transportation carriers, oil and automotive companies, and any other organization that is interested or involved in the movement of people from their homes or business destinations.

NEW TO THIS EDITION

The eleventh edition has been revised and updated to explore new trends in travel and tourism and discusses changes to the industry since the publication of the previous edition. New elements in the eleventh edition include:

- Profiles of travel industry leaders such as J. R. Marriott, Jr., of Marriott International and James Rasulo of Walt Disney Parks and Resorts and their comments about the future are included. These industry leaders have introduced practices that have transformed the nature and quality of the vacation experience. We are also proud to acknowledge the outstanding ethical and moral leadership that Francesco Frangjalli, the Secretary-General of the United Nations World Tourism Organization (UNWTO), has brought to tourism over the past two decades.
- Global Insights are short features that cover timely, interesting, and even whimsical topics that serve as a stimulus for discussion. Examples are the Seven New Wonders, Open Skies, and Theme Park Trivia. These Global Insights facilitate and strengthen the ability of the instructor to identify selected areas of emerging importance in tourism. In addition, they assist the instructor in exploring the significance of these areas, without requiring extensive background reading.
- New information on high-speed rail and river cruises in Chapter 5.
- Additional information on meetings and conventions in Chapter 6.
- Extensive treatment of the changing world of travel distribution in Chapter 7.
- Information on passports, visas, ethics, and government policy impacts in Chapter 15.
- Additional coverage of crisis management throughout the book.
- Discussion of the use of the Internet in tourism research, marketing, and promotion in Chapters 18 and 19.
- New material on social media, blogs, and podcasting in Chapter 19.
- A new look at the future of travel in Chapter 20.
- Updated and additional Internet Exercises at the end of each chapter to keep information current.
- Selected references for each chapter have been gathered in an appendix.
- Updated Internet sites for each chapter can be found on the companion Web site for the book at <http://www.wiley.com/college/goeldner>.

ORGANIZATION AND CONTENT

This book explores major concepts in tourism, what makes tourism possible, and how tourism can become an important factor in the wealth of any nation. It is written in broad, global terms, discussing the principles, practices, and philosophies of tourism

that have been found to bring about success. In this eleventh edition of *Tourism*, even greater attention has been paid to the global impact of tourism, both economically and socially.

For tourism to be successful, a great variety of components must work together seamlessly to create a positive travel experience. This book is divided into six parts, which examine the various components of tourism, their function, and their significance.

Part 1 provides a broad overview of tourism, with chapters devoted specifically to the global impact of tourism, a history of travel, and career opportunities.

Part 2 looks at the governmental and private-sector organizations that provide services, products, and destinations for travelers. Individual chapters discuss tourist organizations, passenger transportation, lodging and food service providers, travel agents and wholesalers, and tourism attractions.

In **Part 3**, students learn about travel motivation, travel behavior, and the sociology of tourism.

Part 4 is devoted to tourism planning and a further examination of the components of tourism. A chapter on formulating tourism policy is included in this part. Other chapters cover topics such as tourism supply, forecasting demand, the economic impact of tourism, tourism planning, and environmental issues. In light of the growing importance of the environment, a particular effort has been made to explore fully the managerial issues at the tourism/environment interface—a point at which there is much potential for conflict.

Part 5 examines the important fields of tourism research and tourism marketing.

Part 6 looks at projections for tourism in 2020 and suggests how today's industry can prepare itself to accommodate future growth and meet tomorrow's challenges.

FEATURES

To help students better understand and process the information presented, a number of pedagogical features have been integrated into this textbook.

The **Learning Objectives** at the beginning of each chapter alert students to the important concepts that will be covered.

LEARNING OBJECTIVES

- Understand what tourism is and its many definitions.
- Learn the components of tourism and tourism management.
- Examine the various approaches to studying tourism and determine which is of greatest interest to you.
- Appreciate how important this industry is to the economy of the world and of many countries.
- Know the benefits and costs of tourism.

The chapter **Introduction** sets the scene and provides some context for what students are about to read. When appropriate, boxes, tables, illustrations, photos, and Internet

sites have been included to help illustrate important topics and ideas. The chapter discussion concludes with a written **Summary** to help students reinforce what they have read.

SUMMARY

In this chapter we have examined the subject of tourism. The rapid growth in the movement of people, both domestically and internationally, has brought about an industry of vast proportions and diversity. Also, the industry is universal—found in all countries of the world, but in greatly varied qualities and proportions.

The list of **Key Concepts** serves as a valuable checkpoint for understanding the chapter topics.

KEY CONCEPTS

activities
aquariums
attractions

International Association of
Amusement Parks and
Attractions

recreation
Recreation Vehicle Industry
Association

An updated directory of **Internet Sites** lists Web sites referred to in the chapter as well as additional sites students can turn to for more information. This directory can be found on the companion Web site for the book at <http://www.wiley.com/college/goeldner>.

Three types of exercises have been provided to gauge student understanding of the subject matter. The **Questions for Review and Discussion** test student recall of important chapter concepts and include some critical thinking questions.

QUESTIONS FOR REVIEW AND DISCUSSION

1. Give some of the main reasons that attractions and entertainment places are enjoying growing popularity.
2. How important are these factors as pleasure travel motivators?
7. Is the ownership of recreational vehicles a passing fad?
8. Where are the most famous national parks located? Select various countries.

The **Case Problems** present hypothetical situations that require students to apply what they have learned. They can be used for written assignments or as the catalyst for class discussions.

CASE PROBLEM

Many of the states in the United States are experiencing budget problems. A number of legislatures are considering legalizing gaming (gambling). Some states have already done so. As a state representative,

you have decided to introduce legislation legalizing gaming, to bolster your state's budget. What would be your arguments supporting this bill? What opposition would you expect?

Also included are a series of **Internet Exercises**, designed to increase students' familiarity with technology by having them visit important travel industry Web sites and answer questions based on their investigation. This section has been expanded in this edition.

INTERNET EXERCISES

The Internet sites mentioned in this chapter plus some selected additional sites are listed for your convenience on the companion Web site for this book, www.wiley.com/college/goeldner.

ACTIVITY 1

Site Name: The National Amusement Park Historical Association

URL: <http://www.napha.org>

Background Information: The National Amusement Park Historical Association (NAPHA) is an international organization dedicated to the preservation and enjoyment of the amusement and theme park industry—past, present, and future.

Exercises

1. Trace the evolution of the amusement park from medieval Europe to the present day.
2. What is the prognosis for the amusement park industry in the United States today?

ACTIVITY 2

Site Name: National Trust for Historic Preservation

URL: <http://www.nationaltrust.org>

Background Information: The National Trust for Historic Preservation is a privately funded non-profit organization that provides leadership, education, and advocacy to save America's diverse historic places and revitalize our communities.

Exercises

1. What are National Trust Historic Sites?
2. Where does the National Trust get its operating funds?
3. Does the National Trust decide which buildings are historic?

Features new to this edition are **Global Insights** on timely subjects that can serve as a springboard for lively discussion and as the basis for encouraging deeper study into key issues of the day.

GLOBAL INSIGHT

New Wonders

Six years ago, Bernard Weber, a Swiss filmmaker, created a popularity contest to choose seven new world wonders since the Great Pyramids of Egypt are the sole remaining wonder of the Seven Wonders of the Ancient World. Nearly 200 early candidates chosen by Internet ballot were reduced down by a panel of experts to 21 finalists. Online and telephone call-in voting on finalists began in 2005. Nothing prevented multiple voting by travelers, fans, citizens, governments, tourism organizations, and so on. The poll was decidedly unscientific.

Even so, millions of people from around the world voted via the Internet to choose a new list of the Seven Wonders of the World. The winners were announced on the seventh day of the seventh month in the year '07 (07/07/07). Winners were: the Great Wall of China;

the ancient city of Petra in Jordan; the statue of Christ the Redeemer in Rio de Janeiro; Machu Picchu in Peru; the Maya ruins of Chichen Itza in Mexico; the Colosseum in Rome; and India's Taj Mahal.

All are sites well worth visiting, but it will be interesting to see if Weber's "New Seven Wonders" become an accepted list because his campaign did not receive the backing of major mainstream monument designation organizations or at UNESCO's World Heritage agency.

DISCUSSION QUESTIONS

1. What marketing opportunities does being named a new wonder present?
2. What do you think of Weber's methodology to choose the new seven wonders?

Also featured are **Profiles** of six travel and tourism leaders and WATG, one of the top destination design firms in the world. Our goal in including these profiles is to acknowledge the very special contributions that these industry leaders have made to tourism.

PROFILE



DAWN DREW
Vice President, Publisher
National Geographic Traveler

Dawn Drew joined the National Geographic Society as advertising director of *National Geographic Traveler* magazine in December 1994. During her nine years with the Society, she has been promoted twice, first to publisher of *Traveler* in 1998 and two years later to vice president.

- Publication of *National Geographic Traveler* Special Supplements, in-book editorial supplements that focus on a single destination from a cultural perspective
- Creation of *National Geographic Traveler* Destination Immersion Programs, local market events that allow the general public consumers and readers of *Traveler* magazine to “sample” a destination via seminal experiences with food and wine tastings, photo gallery exhibitions, live photography presentations, and live music concerts featuring artists from around the globe

In addition to her publishing responsibilities for the magazine, Dawn has remained active in the travel industry. Since 1996, she has served as a member of the Travel Industry Association (TIA) board of directors, has been chair of the research committee for three consecutive years, is currently chair of the marketing committee, has held officers’ positions for five years, and is currently the second vice chair of the organization. In 2009, Dawn will become national chair of the TIA, the first magazine publisher ever to hold that post.

An *Instructor’s Manual* (ISBN 978-047-025410-3) is available to professors who have adopted this textbook. The *Instructor’s Manual* contains teaching suggestions, sample syllabi, and test questions and answers. An electronic version of the *Instructor’s Manual* is available to qualified instructors on the companion Web site at <http://www.wiley.com/college/goeldner>. The Web site also includes PowerPoint slides and Internet resources.

ACKNOWLEDGMENTS

As this eleventh edition goes to press, we celebrate the thousands of students who have already begun their education in travel and tourism with previous editions of this book. We acknowledge their participation through their letters to us and to our publisher.

We are grateful for the help of all of the educators who have contributed to this and previous editions through their constructive comments and feedback at conferences, via telephone, and written correspondence.

Many thanks go to the current reviewers of the manuscript for their helpful comments. They include:

Dogon Gursoy, Washington State University

Richard F. Patterson, Western Kentucky University

Wayne W. Smith, College of Charleston

Victor Teye, Arizona State University

Dallen Timothy, Brigham Young University

We cannot emphasize too much the extent to which their comments have provided guidance to us in our revision efforts and as we constantly seek to maintain

the pioneering standard for quality set for us by the founder of this textbook, Dr. Robert W. McIntosh. May we once again salute him.

We especially wish to thank Philip L. Pearce, Department of Tourism, James Cook University, Townsville, Queensland, Australia, for his contribution of Chapter 9, "Motivation for Pleasure Travel." A special word of thanks must also go to Dr. Richard F. Patterson, Associate Professor of Hotel, Restaurant, and Tourism Management, Western Kentucky University, who developed a number of the Internet exercises for this textbook, and Cindy DiPersio, University of Colorado, who proofread the manuscript.

We also acknowledge the support of the staff at John Wiley & Sons, especially JoAnna Turtletaub, Melissa Oliver, Tzviya Siegman, CJ Guiang, and Richard DeLorenzo. Special recognition must go to Deb Angus at the University of Calgary, who tirelessly prepared the manuscript, artwork, index, and *Instructor's Manual*.

Charles R. Goeldner

University of Colorado

J. R. Brent Ritchie

University of Calgary

PART 1

Tourism Overview

Chapter 1 Tourism in Perspective

Chapter 2 Tourism through the Ages

Chapter 3 Career Opportunities

Florence, Italy, is a favorite destination in Europe for travelers around the world. Copyright © Corbis Digital Stock



CHAPTER 1

Tourism in Perspective

LEARNING OBJECTIVES

- Understand what tourism is and its many definitions.
- Learn the components of tourism and tourism management.
- Examine the various approaches to studying tourism and determine which is of greatest interest to you.
- Appreciate how important this industry is to the economy of the world and of many countries.
- Know the benefits and costs of tourism.



Tourism is visiting the exquisite canaled city of Venice, Italy; exploring the waterways and walkways; riding in a gondola; taking the *vaporetti* (public “bus” ferries); admiring the bridges, museums, palaces, and churches. This magical city with its unique beauty provides tourists from all over the world enjoyment.

Photo courtesy of © PhotoDisc, Inc./Getty Images.

INTRODUCTION

Bon Voyage!

You are setting off on a voyage to learn about the subject of **tourism**. Assuming that the forecasters and futurists are correct, you are studying the world's largest industry. Tourism is alive with dynamic growth, new activities, new destinations, new technology, new markets, and rapid changes. Record numbers of tourists are traveling the globe, attracted by an increased variety of tour packages, cruises, adventure experiences, and independent itineraries. All of these visitors and the activities they generate change local communities. They have an economic and social impact that cannot be ignored. In today's society, attention must be paid to environmental issues, cultural issues, economic issues, the way landscapes are created to appeal to tourists, and how tourists behave.

The tourism industry is global. It is big business and will continue to grow. Meeting this growth with well-planned, environmentally sound development is a challenge for planning all over the world, whether it is Indonesia, Nepal, the United States, Australia, Thailand, or France. The goal of this chapter and the book is to raise issues, provide frameworks, and generate your thoughtful consideration of the issues and changes facing this complex field as it operates in an increasingly technological and global age.

WHAT IS TOURISM?

When we think of tourism, we think primarily of people who are visiting a particular place for sightseeing, visiting friends and relatives, taking a vacation, and having a good time. They may spend their leisure time engaging in various sports, sunbathing, talking, singing, taking rides, touring, reading, or simply enjoying the environment. If we consider the subject further, we may include in our definition of tourism people who are participating in a convention, a business conference, or some other kind of business or professional activity, as well as those who are taking a study tour under an expert guide or doing some kind of scientific research or study.

These visitors use all forms of transportation, from hiking in a wilderness park to flying in a jet to an exciting city. Transportation can include taking a chairlift up a Colorado mountainside or standing at the rail of a cruise ship looking across the blue Caribbean. Whether people travel by one of these means or by car, motorcoach, camper, train, taxi, motorbike, or bicycle, they are taking a trip and thus are engaging in tourism. That is what this book is all about—why people travel (and why some don't) and the socio-economic effects that their presence and expenditures have on a society.

Any attempt to define tourism and to describe its scope fully must consider the various groups that participate in and are affected by this industry. Their perspectives



In the United States, the definition of a person-trip is one person traveling 50 miles (one way) or more away from home, or staying overnight regardless of distance. U.S. residents take over two billion person-trips a year—mostly by motor vehicle on the nation’s highways. *Courtesy of The Adirondack Regional Tourism Council.*

are vital to the development of a comprehensive definition. Four different perspectives of tourism can be identified:

1. **The tourist.** The tourist seeks various psychic and physical experiences and satisfactions. The nature of these will largely determine the destinations chosen and the activities enjoyed.
2. **The businesses providing tourist goods and services.** Businesspeople see tourism as an opportunity to make a profit by supplying the goods and services that the tourist market demands.
3. **The government of the host community or area.** Politicians view tourism as a wealth factor in the economy of their jurisdictions. Their perspective is related to the incomes their citizens can earn from this business. Politicians also consider the foreign exchange receipts from international tourism as well as the tax receipts collected from tourist expenditures, either directly or indirectly. The government can play an important role in tourism policy, development, promotion, and implementation (see Chapter 15).
4. **The host community.** Local people usually see tourism as a cultural and employment factor. Of importance to this group, for example, is the effect of the interaction between large numbers of international visitors and residents. This effect may be beneficial or harmful, or both.

Thus, tourism may be defined as the processes, activities, and outcomes arising from the relationships and the interactions among tourists, tourism suppliers, host governments, host communities, and surrounding environments that are involved in the attracting and hosting of visitors. (See the Glossary for definitions of **tourist** and **excursionist**.)

Tourism is a composite of activities, services, and industries that deliver a travel experience: transportation, accommodations, eating and drinking establishments, shops, entertainment, activity facilities, and other hospitality services available for individuals or groups that are traveling away from home. It encompasses all providers of visitor and visitor-related services. Tourism is the entire world industry of travel, hotels, transportation, and all other components that, including promotion, serve the needs and wants of travelers. Finally, tourism is the sum total of tourist expenditures within the borders of a nation or a political subdivision or a transportation-centered economic area of contiguous states or nations. This economic concept also considers the income multiplier of these tourist expenditures (discussed in Chapter 14).

One has only to consider the multidimensional aspects of tourism and its interactions with other activities to understand why it is difficult to come up with a meaningful definition that will be universally accepted. Each of the many definitions that have arisen is aimed at fitting a special situation and solving an immediate problem, and the lack of uniform definitions has hampered the study of tourism as a discipline. Development of a field depends on: (1) uniform definitions, (2) description, (3) analysis, (4) prediction, and (5) control.

Tourism is relaxing and enjoying a beautiful beach. The tranquility of St. Martin offers a quiet escape from the complexities of the modern world.

Photo courtesy of the Le Meridien Le Domaine, St. Martin.



Modern tourism is a discipline that has only recently attracted the attention of scholars from many fields. The majority of studies have been conducted for special purposes and have used narrow operational definitions to suit particular needs of researchers or government officials; these studies have not encompassed a systems approach. Consequently, many definitions of tourism and the tourist are based on distance traveled, the length of time spent, and the purpose of the trip. This makes it difficult to gather statistical information that scholars can use to develop a database, describe the tourism phenomenon, and do analyses.

The problem is not trivial. It has been tackled by a number of august bodies over the years, including the League of Nations, the United Nations, the United Nations World Tourism Organization (UNWTO), the Organization for Economic Cooperation and Development (OECD), the National Tourism Resources Review Commission, and the U.S. Senate's National Tourism Policy Study.

The following review of various definitions illustrates the problems of arriving at a consensus. We examine the concept of the movement of people and the terminology and definitions applied by the United Nations World Tourism Organization and those of the United States, Canada, the United Kingdom, and Australia. Later, a comprehensive classification of travelers is provided that endeavors to reflect a consensus of current thought and practice.

United Nations World Tourism Organization Definitions

The International Conference on Travel and Tourism Statistics convened by the United Nations World Tourism Organization (UNWTO) in Ottawa, Canada, in 1991 reviewed, updated, and expanded on the work of earlier international groups. The Ottawa Conference made some fundamental recommendations on definitions of tourism, travelers, and tourists. The United Nations Statistical Commission adopted the UNWTO's recommendations on tourism statistics on March 4, 1993.

Tourism

The UNWTO has taken the concept of tourism beyond a stereotypical image of "holiday making." The officially accepted definition is: "Tourism comprises the activities of persons traveling to and staying in places outside their **usual environment** for not more than one consecutive year for leisure, business, and other purposes." The term *usual environment* is intended to exclude trips within the area of usual residence, frequent and regular trips between the domicile and the workplace, and other community trips of a routine character.

1. International tourism

- a. **Inbound tourism:** Visits to a country by nonresidents
- b. **Outbound tourism:** Visits by residents of a country to another country

2. Internal tourism: Visits by residents and nonresidents of the country of reference

3. Domestic tourism: Visits by residents of a country to their own country

4. **National tourism:** Internal tourism plus outbound tourism (the resident tourism market for travel agents, airlines, and other suppliers)

Traveler Terminology for International Tourism

Underlying the foregoing conceptualization of tourism is the overall concept of traveler, defined as “any person on a trip between two or more countries or between two or more localities within his/her country of usual residence.” All types of travelers engaged in tourism are described as **visitors**, a term that constitutes the basic concept of the entire system of tourism statistics. International visitors are persons who travel for a period not exceeding twelve months to a country other than the one in which they generally reside and whose main purpose is other than the exercise of an activity remunerated from within the place visited. Internal visitors are persons who travel to a destination within their own country, that is outside their usual environment, for a period not exceeding twelve months.

All visitors are subdivided into two further categories:

1. **Same-day visitors:** Visitors who do not spend the night in a collective or private accommodation in the country visited—for example, a cruise ship passenger spending four hours in a port or day-trippers visiting an attraction
2. **Tourists:** Visitors who stay in the country visited for at least one night—for example, a visitor on a two-week vacation

There are many purposes for a visit—notably pleasure, business, and other purposes, such as family reasons, health, and transit.

United States

The Western Council for Travel Research in 1963 employed the term **visitor** and defined a **visit** as occurring every time a visitor entered an area under study. The definition of **tourist** used by the National Tourism Resources Review Commission in 1973 was: “A tourist is one who travels away from home for a distance of at least 50 miles (one way) for business, pleasure, personal affairs, or any other purpose except to commute to work, whether he stays overnight or returns the same day.”

The Travel Industry Association of America (TIA) research department defines a person-trip as one person traveling 50 miles (one way) or more away from home or staying overnight, regardless of distance. Trips are included regardless of purpose, excluding only crews, students, military personnel on active duty, and commuters.

Canada

In a series of quarterly household sample surveys known as the Canadian Travel Survey that began in 1978, trips qualifying for inclusion are similar to those in the

United States. The 50-mile figure was a compromise to satisfy concerns regarding the accuracy of recall for shorter trips and the possibility of the inclusion of trips completed entirely within the boundaries of a large metropolitan area such as Toronto.

The determination of which length of trip to include in surveys of domestic travel has varied according to the purpose of the survey methodology employed. Whereas there is general agreement that commuting journeys and one-way trips should be excluded, qualifying distances vary. The province of Ontario favors 25 miles.

In Canada's international travel surveys, the primary groups of travelers identified are nonresident travelers, resident travelers, and other travelers. Both nonresident and resident travelers include both same-day and business travelers. Other travelers consist of immigrants, former residents, military personnel, and crews.

United Kingdom

The National Tourist Boards of England, Scotland, and Northern Ireland sponsor a continuous survey of internal tourism, the United Kingdom Tourism Survey (UKTS). It measures all trips away from home lasting one night or more; these include: (1) trips taken by residents for holidays, (2) visits to friends and relatives (nonholiday), or (3) trips taken for business, conferences, and most other purposes. In its findings, the UKTS distinguishes between holiday trips of short (one to three nights) and long (four-plus nights) duration.

The International Passenger Survey collects information on both overseas visitors to the United Kingdom and travel abroad by U.K. residents. It distinguishes five different types of visits: holiday independent, holiday inclusive, business, visits to friends and relatives, and miscellaneous.

Australia

The Australian Bureau of Industry Economics in 1979 placed length of stay and distance traveled constraints in its definition of *tourist* as follows: "A person visiting a location at least 40 kilometers from his usual place of residence, for a period of at least 24 hours and not exceeding 12 months."

In supporting the use of the UNWTO definitions, the Australian Bureau of Statistics notes that the term "*usual environment*" is somewhat vague." It states that "visits to tourist attractions by local residents should not be included" and that visits to second homes should be included only "where they are clearly for temporary recreational purposes."

Comprehensive Classification of Travelers

The main types of travelers are indicated in Figure 1.1. Shown is the fundamental distinction between residents and visitors and the interest of travel and tourism practitioners in the characteristics of nontravelers as well as travelers. The figure also reflects

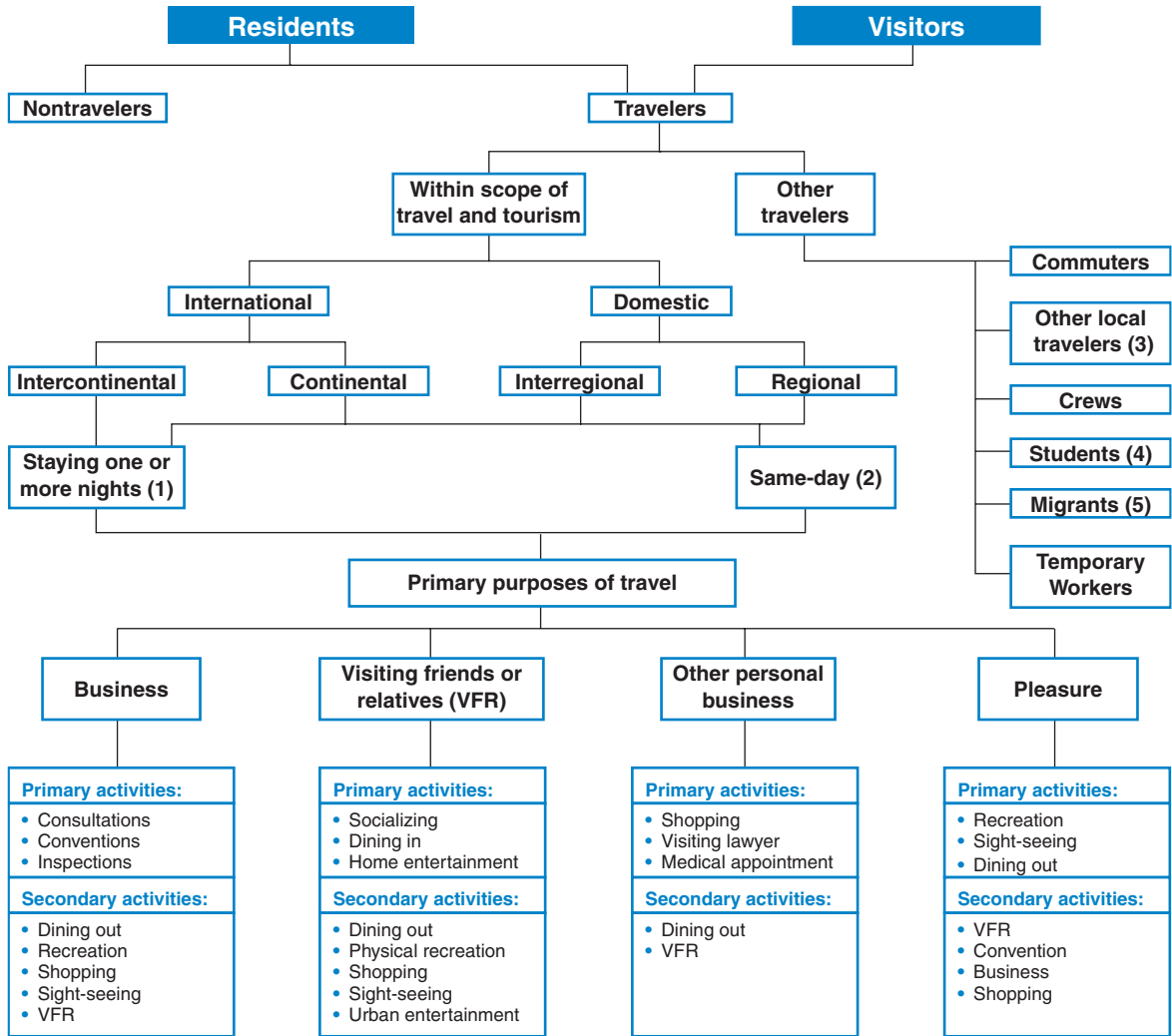
the apparent consensus that business and same-day travel both fall within the scope of travel and tourism.

Placed to one side are some other types of travelers generally regarded as being outside the area of interest, although included in some travel surveys. Foremost among these exclusions are commuters, who seem to fall outside the area of interest to all in the travel and tourism community. Other travelers generally excluded from studies on travel and tourism are those who undertake trips within the community, which for convenience are described arbitrarily as trips involving less than a specific one-way distance, such as 50 miles. These “other travelers” have been focused on in the Nationwide Personal Transportation Surveys conducted by the U.S. Department of Transportation. The broad class of travelers categorized as migrants, both international and domestic, is also commonly excluded from tourism or travel research, on the grounds that their movement is not temporary, although they use the same facilities as other travelers, albeit in one direction, and frequently require temporary accommodation on reaching their destination. The real significance of migration to travel and tourism, however, is not in the one-way trip in itself, but in the long-run implications of a transplanted demand for travel and the creation of a new travel destination for separated friends and relatives.

Other groups of travelers are commonly excluded from travel and tourism studies because their travel is not affected by travel promotion, although they tend to compete for the same types of facilities and services. Students and temporary workers traveling purely for reasons of education or temporary employment are two leading examples. Another frequently excluded group consists of crews, although they can be regarded as special subsets of tourists.

Of those travelers directly within the scope of travel and tourism, basic distinctions are made among those whose trips are completed within one day. The same-day visitors are also called day-trippers and **excursionists** because they stay less than twenty-four hours. While they are important travelers, their economic significance pales in comparison to travelers who stay one or more nights. An additional meaningful division may also be made between those international travelers whose travel is between continents and those whose international travel is confined to countries within the same continent. In the case of the United States, the distinction is between (1) trips to or from the neighboring countries of Canada and Mexico or elsewhere in the Americas and (2) trips made to or from countries in Europe or on other continents.

The purposes of travel identified in Figure 1.1 go beyond those traditionally accepted because of the growing evidence that “visits to friends and relatives” (VFR) is a basic travel motivation and a distinctive factor in marketing, accounting for a major proportion of travel. In any event, “primary purpose” is an arbitrary concept because many journeys are undertaken for a combination of reasons, such as “business and vacation.”



- (1) *Tourists* in international technical definitions.
- (2) *Excursionists* in international technical definitions.
- (3) Travelers whose trips are shorter than those that qualify for travel and tourism: e.g., under 50 miles (80 km) from home.
- (4) Students traveling between home and school only—other travel of students is within scope of travel and tourism.
- (5) All persons moving to a new place of residence, including all one-way travelers, such as emigrants, immigrants, refugees, domestic migrants, and nomads.

Figure 1.1 Classification of travelers.



Tourism is engaging in unique experiences like riding elephants in interesting destinations such as Thailand.

Photographs Copyright © 2003 IMS Communications Ltd. www.picture-gallery.com.

COMPONENTS OF TOURISM AND TOURISM MANAGEMENT

Tourism is a complex phenomenon, one that is extremely difficult to describe succinctly. Any “model” of tourism must “capture” the composition—or components—of the tourism system, as well as the key processes and outcomes that occur within



The ability of Las Vegas to amaze and entertain seems unlimited. Its re-creation of many of the world’s best-known destinations and icons offers visitors an exciting experience. *Photo courtesy of Digital Vision.*

tourism. These processes and outcomes include the very essence of tourism, the travel experience, and the supporting means by which tourism is made possible. Figure 1.2 attempts to describe the complexity of the relationships among the many components of the tourism phenomenon.

The Tourist

The very heart of the tourism phenomenon model is unequivocally the **tourist** and the travel experiences that he or she seeks when visiting a tourism destination. In order for a destination to provide stimulating, high-quality experiences, it is critical that both policy makers and managers are able to understand tourists' motivation for pleasure

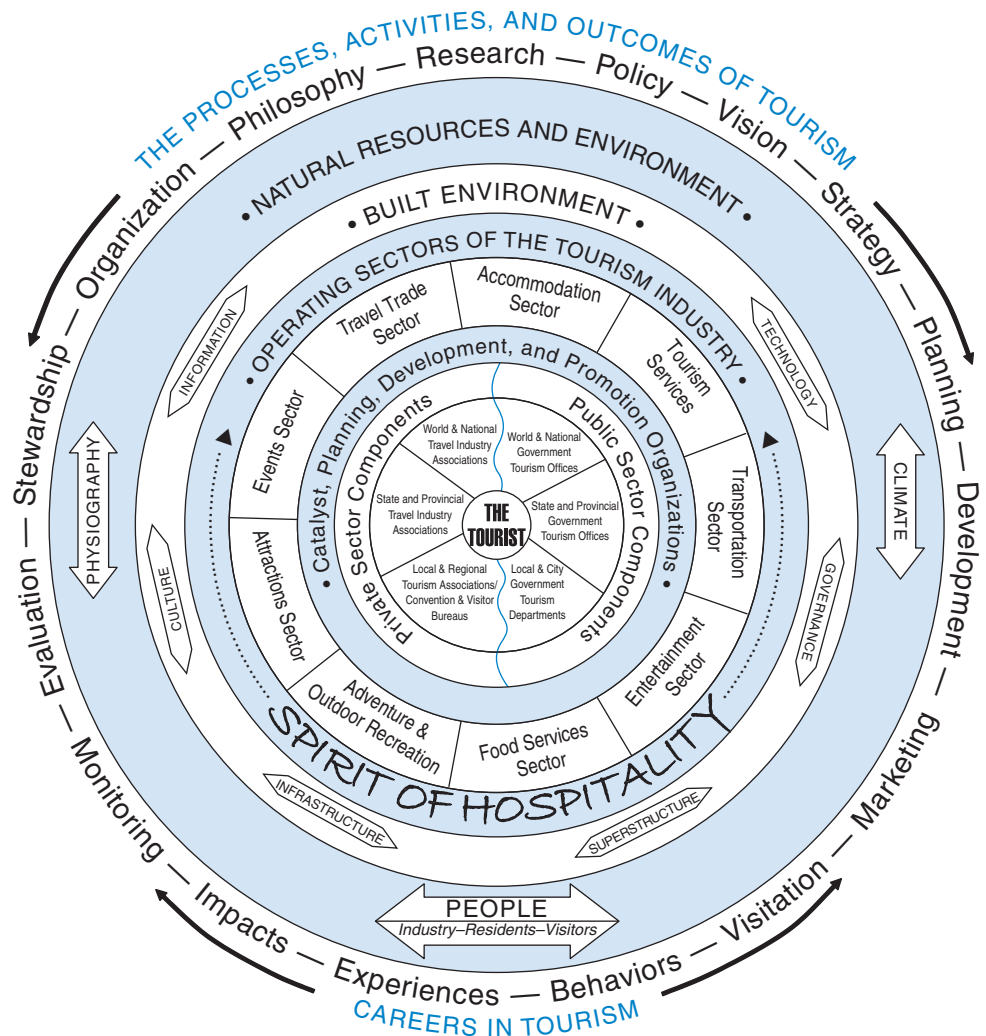


Figure 1.2 The tourism phenomenon: Components of tourism and tourism management.

travel, as well as the multiple factors that influence their selection of a destination, their mode of travel, and their ultimate choice among the myriad activities that may fulfill their travel needs. It is only when we understand the tourist as fully as possible that we can proceed to develop the facilities, events, activities, and programs that will distinguish a given destination, thus making it uniquely attractive to the tourist.

Natural Resources and Environment

A fundamental dimension of the model—indeed, the very basis of much tourism—is the natural resources and environment component. Any given destination is primarily and unchangeably characterized by its **physiography** (the nature and appearance of its landscape) and its **climate** (the kind of weather it has over a period of years; i.e., the conditions of heat and cold, moisture and dryness, and wind). Finally, the third component of the natural environment is people. In the case of people, we must distinguish between two very important categories of individuals: (1) those who “belong” to the destination (its residents), and (2) those who are current or potential visitors to the destination (the tourism market).

The Built Environment

Another dimension of the tourism phenomenon is the built environment that has been created by humans. This built environment first includes the culture of the residents

Tourism is visiting the Indian Peaks Wilderness Area near Denver, Colorado, and marveling at all that nature has to offer. Outdoor recreationists recognize their responsibility to maintain the environmental integrity of the areas they explore. *Photo by Richard Grant, courtesy of Denver Metro Convention and Visitors Bureau.*



of the host region. As discussed in Chapter 10, the **culture** of a people reflects many dimensions of its past development and its current way of life. Culture is relatively a very permanent characteristic of a destination, and one that cannot (and should not) be changed simply to enhance tourism development.

The **infrastructure** of a tourism destination is yet another dimension that has not been put in place mainly to serve tourism. Such basic things as roads, sewage systems, communication networks, and many commercial facilities (supermarkets and retail stores) have been put in place to meet the needs of local residents. While these components of the infrastructure can also be important to visitors, their primary functions are related to the ongoing daily needs of residents. In contrast, a destination's **tourism superstructure** includes those facilities that have been developed especially to respond to the demands of visitors. The most obvious examples include hotels, restaurants, conference centers, car rentals, and major attractions. Because of their special tourism orientation, the characteristics of components of the superstructure are essentially determined by visitor wishes rather than resident desires, even though residents often desire many benefits from certain elements of the tourism superstructure.

Technology is one of the most recent, and still increasingly influential, dimensions of the built environment that is shaping the nature of both tourism products/services and travel experiences. In many ways, technology can be viewed as one of the most distinctive and most powerful characteristics of the built environment since the dawn of modern tourism following World War II. The advent of jet aircraft and the massive invasion of telecommunications technology, linked closely with computer technology, has had a dramatic impact on the very essence of the tourism phenomenon. Indeed, each of these aspects of technology has become so pervasive and so important that they, in fact, represent very specialized elements of both the tourism infrastructure and superstructure. However, because of their unique identification with the modern era of the built environment, each merits specific identification.

A recent addition to the built environment of a destination is that of **information**. Increasingly, the success of a destination is determined by its ability to assemble, interpret, and utilize information in an effective manner. Information is of several types: information concerning the potential tourism market, which is essential for destination design and development; information on the level of satisfaction of current visitors regarding the quality, or enjoyment, of their visitation experience; information regarding competitors and their activities; information concerning the functioning or performance of the destination in its efforts to profitably provide attractive experiences to visitors; and information concerning the extent to which residents of the host region understand and support tourism as a long-term component of the socioeconomic system.

Finally, a dimension of tourism that often receives inadequate attention is the overall system of **governance** within which the tourism system functions. This topic is discussed in greater detail in Chapter 15. For present purposes, it should be noted that the system of governance surrounding tourism (the legal, political, and fiscal systems regulating its functioning) has a profound impact on the ability of a destination

to compete in the international marketplace and subsequently plays a major role in determining the profitability of individual firms. While the system of governance of a country or region may be viewed as an evolutionary dimension of overall culture, it is subject to influence and change within an observable time frame. Sometimes these changes can be quite dramatic and can occur in a relatively short period of time in cultural terms. Recent high-profile examples include the worldwide phenomenon of deregulation and privatization and the more focused process of economic (and eventually social) integration brought about by the formation of regional trade blocs such as the European Union (EU) and the North American Free Trade Agreement (NAFTA). Parallel initiatives in Asia are Asia Pacific Economic Cooperation (APEC) and the Association of Southeast Asia Nations (ASEAN). Even more recently, the events of September 11, 2001, have incited many governments to introduce new regulations concerning airline travel and entry to countries that impact on both domestic and international travel.

Operating Sectors of the Tourism Industry

The operating sectors of the tourism industry represent what many of the general public perceive as “tourism.” First and foremost, the **transportation** sector (see Figure 1.2), comprising of airlines, bus companies, and so on, tends to typify the movement of people and travel (see Chapter 5). The **accommodation** sector, which includes many well-known “brands” such as Hilton, Marriott, Howard Johnson, Best Western, and so on, is highly visible to the public. Similarly, the **food services** sector also contains a broad spectrum of brands and logos that have become part of everyday life in many communities. Examples include the world-famous fast food chains (McDonald’s, Pizza Hut, Burger King, KFC) and internationally known gourmet restaurants such as Maxim’s in Paris and Alfredo’s in Rome. The accommodations and food service sectors are covered in Chapter 6.

The **attractions** sector also contains many well-known icons in the tourism industry. The undisputed leader of the attraction world is Disneyland/Walt Disney World. Other world-famous attractions include the upscale Louvre museum in Paris, France; the Hermitage in St. Petersburg, Russia; Marineland and Knott’s Berry Farm in the United States; the pyramids in Egypt; Stonehenge in the United Kingdom; the Acropolis in Athens, Greece; and Niagara Falls, Canada. Attractions are the primary focus of Chapter 8.

Closely related to attractions is the **events** sector. Its icons include the Oktoberfest in Munich, Germany; the Calgary Stampede in Canada; the Mardi Gras of New Orleans and Rio de Janeiro, Brazil; the Boston Marathon; and the Super Bowl in the United States; as well as such transient events as World Cup Soccer and the International Summer and Winter Olympic Games.

The **adventure and outdoor recreation** sector is one of the most rapidly growing components of modern tourism. Changes in demographics, values, and lifestyles

are creating increasing demand for activities such as golfing, skiing, snowboarding, white-water rafting, parasailing, hang gliding, mountain biking, and mountaineering. Most of these activities are characterized by both an element of thrill seeking and an element of being outdoors. An allied related desire for closeness to nature has given rise to the phenomenon of ecotourism, an ill-defined and often abused term for any type of travel activity in a natural setting (see Chapters 8 and 17).


At the other end of the “natural-manufactured” spectrum is the equally fast growing component of **entertainment**. Certain destinations, most notably Las Vegas, Nashville, and Branson, Missouri, have grown up on a heavy diet of world-famous entertainers. More traditionally, New York/Broadway and Los Angeles/Hollywood have used various aspects of the entertainment industry to consolidate their worldwide reputations as “must see” destinations.

Less glamorous, but still essential to the success and well-being of the tourism industry, are the travel **trade sector** and **tourism services** (see Chapter 7). The travel trade is composed of the retail travel agent and the wholesale tour operator. Both of these entities are critical to linking “experience suppliers” and the tourist. The multi-faceted travel industry services sector provides yet another type of critical support for successful tourism. Computer support services, retail services, financial services, specialized consulting services, and tourism educators all make an important and usually unique contribution to the effective and efficient functioning of the complex tourism system. While the public (and even many firms themselves) do not identify themselves as part of the tourism juggernaut, the fact remains that, as soon as any one of these services becomes deficient, tourism suffers.

Spirit of Hospitality

As discussed above, the operating sectors of tourism are responsible for delivering high-quality, memorable experiences. Care must be taken, however, to wrap these experiences in a warm spirit of hospitality. Quite simply, it is not enough to deliver all the attributes of an experience in a cold or detached manner. Each individual visitor must feel that he or she is more than a source of cold cash revenue for the business or destination. Rather, visitors have a natural human desire for warm acceptance as they seek to enjoy the range of experiences the destination has to offer. As such, the challenge facing destinations is to deliver their experiences in a way that enables the visitors to believe they are welcome, that they truly are guests.

While tourists naturally recognize that they are transient visitors, destinations must first train industry personnel to treat the tourist with fairness, respect, and a level of politeness. Second, the destination must encourage its permanent residents to behave as friendly hosts to visitors who are in unfamiliar surroundings. They should convey a friendly attitude and, when required, offer basic information and a helpful hand. These small but important gestures will do much to foster a destination spirit of hospitality that will, in turn, greatly enhance the perceived value of all the other aspects of the visitation experience.



The Hobart, Tasmania, Australia Welcome sign is a visual handshake, one means that communities use to depict the warm hospitality that local residents wish to offer to all tourists when they visit their destination. Welcome centers and information centers are other means used. *Photo by author.*

Planning, Development, Promotion, and Catalyst Organizations

It is widely acknowledged that the success of tourism ultimately depends on the competence and ability of all of the operating sectors discussed above (i.e., the front line of tourism) to deliver a quality experience to each tourist—one person at a time. There is another hidden component of tourism that is equally important in determining the success of a tourism destination. It is known by the unwieldy name of **planning, development, promotion, and catalyst organizations** (PDPCO). It is the visionaries, policy makers, strategic planners, and individuals and groups who “make the right things happen” that are increasingly a determinant of successful tourism. In effect, in tourism it is as critical that we “do the right things” as that we “do things right.” This means simply that policy makers need to ensure that their destination offers the kinds of travel experiences that are most appropriate to the visitor, always keeping in mind any limitations imposed by the resources of the destination.

Once the appropriate experiences have been identified through effective planning, it is essential to ensure that plans are translated into the facilities, events, and programs that are necessary to provide the visitor with the given experience “on the ground.”

The organization responsible for providing the insight and leadership necessary to envisage and bring policies and plans into reality is increasingly referred to as the destination management organization (DMO). The specific identity of this organization depends on the “level” of the destination. In most countries, policy and planning involve two very important categories of stakeholders, namely, the public sector (governments) and the private sector (see Figure 1.2). At the **national** level, governments are usually represented by a national government tourism office (such as a department of tourism or a national tourism corporation). A national travel/tourism industry association typically represents the private sector.

At the **state/provincial** level, the public/private sector organizations are usually known respectively as the state/provincial government tourism office and the state/provincial travel industry association. The parallel equivalent at the **city/municipal** or **regional** level are local and city government tourism departments and local and city tourism associations or, more commonly, a convention and visitor bureau (CVB) (see Chapter 4).

The Importance of Integrated/Collaborative Planning and Development

One dimension of Figure 1.2 that is essential to note is the “wavy line” that forms the interface between the public and private sectors at all levels. This line is intended to convey the importance of integrated or collaborative planning and development efforts. Because both the public and private sectors each control (and often operate) an important percentage of tourism facilities, events, and programs, it is critical that policy, planning, and development efforts be continuously carried out within a joint, cooperative, collaborative organizational framework. Failure to acknowledge the importance of this reality leads only to antagonism, strife, and disjointed strategic planning and development. As such, each destination must strive to create DMOs where collaboration is built into the design. The actual name of the organization (be it a tourism authority, a tourism council, or a tourism partnership) matters little. What is important is the quality of the collaboration that occurs.

The Processes, Activities, and Outcomes of Tourism

Another dimension of Figure 1.2 that needs to be understood is the nature of the processes and activities that both surround and occur within the tourism system and that in the end create the outcomes that are the essence of the phenomenon we call tourism.

We have previously addressed the issue of organizing the components of tourism so that they work together effectively. As indicated, a common result of these organizational efforts is the creation of a DMO. For successful tourism, the DMO,

in collaboration with all stakeholders, must define the tourism **philosophy** of the destination and formulate a supportive **policy, vision, and strategy** (see Chapter 15). These, in turn, provide direction and guidance for the detailed **planning and development** initiatives that will ultimately determine the nature and quality of the **experiences** the destination is capable of offering (see Chapter 16).

The availability of these “experience offerings” must be made known to potential visitors through effective **marketing**, defined in the broadest sense (see Chapter 19). Such marketing includes highly visible promotional efforts as well as the less glamorous dimensions of pricing and distribution of the travel products/experiences.

Successful marketing will attract a broad range of **visitors** whose **behaviors** provide them with enjoyment and the memorable experiences associated with these behaviors. These behaviors can give rise to both positive and negative **impacts**. The positive impacts pertain largely to the economic benefits (income and employment) that tourism provides. The negative impacts largely concern the ecological, social, cultural, and commemorative integrity of the destination.

The success of marketing efforts requires two subsequent activities. The first is a systematic **monitoring** of the levels and quality of visitation as well as visitor satisfaction regarding experiences and the destination (see Chapter 18). The second is a comprehensive program of **stewardship** to ensure that the success of tourism does not destroy the natural resources on which tourism depends so heavily (see Chapter 17).

The final activity that is essential to long-term success of tourism is an ongoing process of **evaluation**. Evaluation is simply an attempt to carefully assess the appropriateness, the effectiveness, the efficiency, and the overall performance of all components and processes in the tourism system. The results of the evaluation provide a critical source of information for the next ongoing stages of policy formulation, visioning, and strategic planning and development.

Careers in Tourism

All of the foregoing segments, sectors, and organizations require people to make the various processes work and to make the broad range of activities and experiences available to travelers. It is these “experiences” that are the tourism product, the intended outcome of the tourism phenomenon. The people in the tourism industry who provide these experiences, as in any industry, must perform a vast number of organizational functions. These functions range from relatively simple jobs to highly sophisticated and demanding tasks (see Chapter 3). All are important in providing a truly memorable vacation experience or efficient business travel.

The tourism industry is often characterized by the large number of front-line service jobs that must be performed for tourism to function effectively. For example, the accommodation sector requires bell staff, front desk staff, and room maintenance staff. The food services sector requires cooks, waitstaff, bartenders, and kitchen maintenance staff. The attractions sector requires facilitation and equipment operators, as do the entertainment, event, and transportation sectors. The adventure and outdoor

recreation sector needs guides and group leaders. The travel trade and tourism services sectors must have the personnel to assist travelers as they plan their trips and then to meet their many needs for information and assistance throughout their travel experiences. As can be surmised, the performance of the many tasks identified above requires many thousands of individuals who are trained to perform each specialized task in an effective and friendly manner.

But this is only the “face of tourism” that encompasses the many service jobs for which tourism is sometimes criticized, and even ridiculed. Behind this face (which incidentally provides many essential part-time and first-time jobs for students and less-skilled members of our society) are an extremely large number of highly attractive career positions that require sophisticated technical skills and/or managerial training. These career positions are attractive in two very different ways. First, they provide challenges equal to those in virtually any other industry. Second, the nature of tourism means that many of these careers are pursued in very attractive physical settings and among people who generally like to see others enjoy life. The career path of the manager of a large vacation resort, while just as challenging as the path of those in many other sectors, offers both an attractive income and a lifestyle that is simply not available in many other sectors or professions.

BASIC APPROACHES TO THE STUDY OF TOURISM

Tourism commonly is approached through a variety of methods. However, there is little or no agreement on how the study of tourism should be undertaken. The following are several methods that have been used.

Institutional Approach

The institutional **approach to the study of tourism** considers the various intermediaries and institutions that perform tourism activities. It emphasizes institutions such as the travel agency. This approach requires an investigation of the organization, operating methods, problems, costs, and economic place of travel agents who act on behalf of the customer, purchasing services from airlines, rental car companies, hotels, and so on. An advantage of this approach is that the U.S. Census Bureau conducts a survey every five years on selected services that includes travel agents and lodging places, thus providing a database for further study.

Product Approach

The product approach involves the study of various tourism products and how they are produced, marketed, and consumed. For example, one might study an airline seat—how it is created, the people who are engaged in buying and selling it, how it is financed, how it is advertised, and so on. Repeating this procedure for rental cars,

hotel rooms, meals, and other tourist services gives a full picture of the field. Unfortunately, the product approach tends to be too time-consuming; it does not allow the student to grasp the fundamentals of tourism quickly.

Historical Approach

The historical approach is not widely used. It involves an analysis of tourism activities and institutions from an evolutionary angle. It searches for the cause of innovations, their growth or decline, and shifts in interest. Because mass tourism is a fairly recent phenomenon, this approach has limited usefulness.

Managerial Approach

The managerial approach is firm-oriented (microeconomic), focusing on the management activities necessary to operate a tourist enterprise, such as planning, research, pricing, advertising, control, and the like. It is a popular approach, using insights gleaned from other approaches and disciplines. Although a major focus of this book is managerial, readers will recognize that other perspectives are also being used. Regardless of which approach is used to study tourism, it is important to know the managerial approach. Products change, institutions change, and society changes; this means that managerial objectives and procedures must be geared to change to meet shifts in the tourism environment. The *Journal of Travel Research* and *Tourism Management*, leading journals in the field, both feature this approach.

Economic Approach

Because of its importance to both domestic and world economies, tourism has been examined closely by economists, who focus on supply, demand, balance of payments, foreign exchange, employment, expenditures, development, multipliers, and other economic factors. This approach is useful in providing a framework for analyzing tourism and its contributions to a country's economy and economic development. The disadvantage of the economic approach is that whereas tourism is an important economic phenomenon, it has noneconomic impacts as well. The economic approach does not usually pay adequate attention to the environmental, cultural, psychological, sociological, and anthropological approaches. *Tourism Economics* is a journal utilizing the economic approach.

Sociological Approach

Tourism tends to be a social activity. Consequently, it has attracted the attention of sociologists, who have studied the tourism behavior of individuals and groups of

people and the impact of tourism on society. This approach examines social classes, habits, and customs of both hosts and guests. The sociology of leisure is a relatively undeveloped field, but it shows promise of progressing rapidly and becoming more widely used. As tourism continues to make a massive impact on society, it will be studied more and more from a social point of view.

A prime reference in this area is *The Tourist: A New Theory of the Leisure Class*, by Dean MacCannell (New York: Schocken Books, 1976). Erik Cohen, of the Hebrew University of Jerusalem, has made many contributions in this area. Graham M. S. Dann, of the University of Luton, United Kingdom, has been a major contributor to the tourism sociology literature as well.

Geographical Approach

Geography is a wide-ranging discipline, so it is natural that geographers should be interested in tourism and its spatial aspects. The geographer specializes in the study of location, environment, climate, landscape, and their economic aspects. The geographer's approach to tourism sheds light on the location of tourist areas, the movements of people created by tourism locales, the changes that tourism brings to the landscape in the form of tourism facilities, dispersion of tourism development, physical planning, and economic, social, and cultural problems. Because tourism touches geography at so many points, geographers have investigated the area more thoroughly than have scholars in many other disciplines. Because the geographers' approach is so encompassing—dealing with land use, economic aspects, demographic impacts, and cultural problems—a study of their contributions is highly recommended. Recreational geography is a common course title used by geographers studying this specialty. Because tourism, leisure, and recreation are so closely related, it is necessary to search for literature under all these titles to discover the contributions of various fields. Geographers were instrumental in starting both the *Journal of Leisure Research* and *Leisure Sciences*. Another journal, *Tourism Geographies*, was launched in February 1999 with the aim of providing a forum for the presentation and discussion of geographic perspectives on tourism and tourism-related areas of recreation and leisure studies.

Interdisciplinary Approaches

Tourism embraces virtually all aspects of our society. We have cultural and heritage tourism, which calls for an anthropological approach. Because people behave in different ways and travel for different reasons, it is necessary to use a psychological approach to determine the best way to promote and market tourism products. Because tourists cross borders and require passports and visas from government offices, and because most countries have government-operated tourism development departments, we find that political institutions are involved and are calling for a political science approach. Any industry that becomes an economic giant affecting

the lives of many people attracts the attention of legislative bodies (along with that of the sociologists, geographers, economists, and anthropologists), which create the laws, regulations, and legal environment in which the tourist industry must operate; so we also have a legal approach. The great importance of transportation suggests passenger transportation as another approach. The fact simply is that tourism is so vast, so complex, and so multifaceted that it is necessary to have a number of approaches to studying the field, each geared to a somewhat different task or objective. Figure 1.3 illustrates the interdisciplinary nature of tourism studies and their reciprocity and mutuality. The *Annals of Tourism Research*, an interdisciplinary social sciences journal, is another publication that should be on the serious tourism student’s reading list.

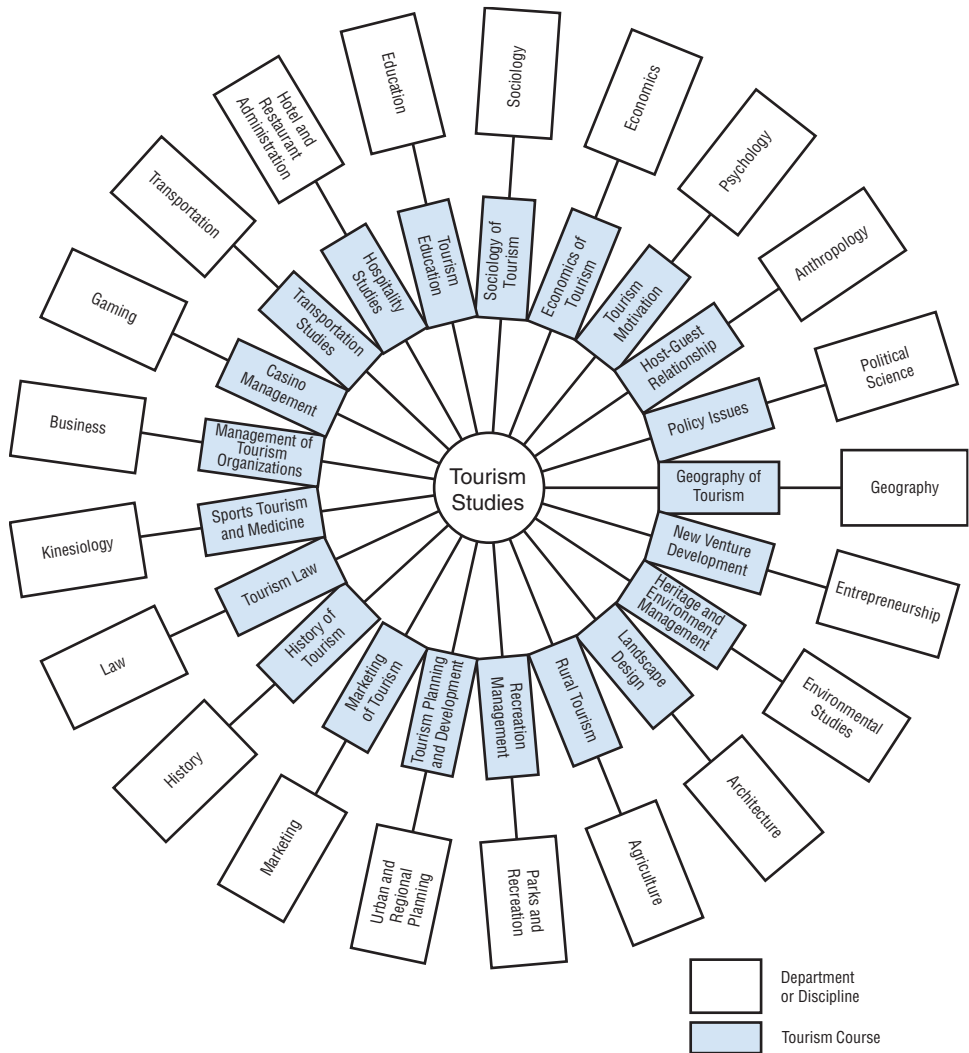


Figure 1.3 Disciplinary inputs to the tourism field. Adapted from Jafar Jafari, University of Wisconsin-Stout, *Study of Tourism: Choices of Discipline and Approach*.

The Systems Approach

What is really needed to study tourism is a systems approach. A system is a set of interrelated groups coordinated to form a unified whole and organized to accomplish a set of goals. It integrates the other approaches into a comprehensive method dealing with both micro and macro issues. It can examine the tourist firm's competitive environment, its market, its results, its linkages with other institutions, the consumer, and the interaction of the firm with the consumer. In addition, a system can take a macro-viewpoint and examine the entire tourism system of a country, state, or area and how it operates within and relates to other systems, such as legal, political, economic, and social systems.

ECONOMIC IMPORTANCE

The World Travel and Tourism Council (WTTC) has been measuring the economic impact of travel and tourism for the world, regions, and Organization for Economic Cooperation and Development (OECD) countries since 1991. In 1992 they released their first estimates indicating that travel and tourism is one of the world's largest industries and a generator of quality jobs. They continue their measurement efforts, and Table 1.1 shows their most recent world estimates for 2008 and forecasts for 2018. In 2008 the global travel and tourism industry was expected to generate

TABLE 1.1 World Economic Impact: Estimates and Forecasts

World	2008			2018		
	US\$ billion	% of Total	Growth	US\$ billion	% of Total	Growth
Personal Travel & Tourism	3,212	9.2	3.0	5,460	9.4	3.5
Business Travel	843	1.4	3.0	1,443	1.4	3.5
Government Expenditures	381	3.8	2.2	616	4.0	3.0
Capital Investment	1,354	9.4	3.7	3,146	9.8	5.6
Visitor Exports	1,118	5.8	3.1	2,189	5.4	5.3
Other Exports	985	5.1	5.1	1,984	4.9	6.0
Travel & Tourism Demand	7,892	10.1	3.3	14,838	10.3	4.4
T&T Industry GDP	2,008	3.4	2.7	3,362	3.2	3.3
T&T Economy GDP	5,890	9.9	3.0	10,855	10.5	4.0
T&T Industry Employment (000)	80,749	2.8	2.0	97,983	3.1	2.0
T&T Economy Employment (000)	238,277	8.4	2.4	296,252	9.2	2.2

Source: World Travel and Tourism Council.

\$5.89 trillion of economic activity and over 238.3 million jobs (direct and indirect). Travel and tourism is projected to grow to \$10.85 trillion of economic activity and over 296.3 million jobs by 2018.

Globally in 2008, the travel and tourism economy (direct and indirect) employment is estimated at 238,277,000 jobs, 8.4 percent of total employment, or 1 in every 11.9 jobs. By 2018, this should total 296,252,000 jobs, 9.2 percent of total employment, or 1 in every 10.8 jobs. The world travel and tourism economy's contribution to gross domestic product is expected to rise from 9.9 percent (\$5.89 trillion) in 2008 to 10.5 percent (10.85 trillion) in 2018.

The economic figures cited show that tourism has grown to be an activity of worldwide **importance** and **significance**. For a number of countries, tourism is the largest commodity in international trade. In many others, it ranks among the top three industries. Tourism has grown rapidly to become a major social and economic force in the world.

The 2008 WTTC estimates for the world is the eighth set of Tourism Satellite Accounting (TSA) that Oxford Economic Forecasting has prepared for WTTC. The first, commissioned in 2001, reengineered the models previously developed during the 1990s. The second, prepared in 2002, served an important role in helping to quantify the effects of the tragic events of September 11, 2001, on tourism. The third, in 2003, significantly upgraded and enhanced the quality, sophistication, and precision of the TSA research and presented a second (worst-case) scenario for the Iraq war. The 2004 research increased the world coverage by adding thirteen countries not previously included in the TSA research, bringing the total number of countries included to 174. The 2007 research is now firmly anchored in the international standard for tourism satellite accounting that was developed by UNWTO, OECD, and Eurostat, and approved by the United Nations Statistical Commission in 2000 (see Chapter 14 for further discussion of tourism satellite accounting). Visit the WTTC Web site (<http://www.wttc.org>) for the latest estimates and forecasts for 176 countries.

As tourism has grown, it has moved from being the province of the rich to being accessible to the masses, involving millions of people. The UNWTO attempts to document

STATISTICAL DATA AVAILABILITY

One of the problems in collecting and reporting statistical data for a book is the data lag. As this book was being revised, 2006 data were just becoming available. Unfortunately, data lags are increasing rather than decreasing. This disturbing reality is especially upsetting when one considers that travel is a dynamic and changing industry. The data in this book provide a perspective on the size and importance of the industry and its sectors. Users are encouraged to access the sources provided to update the information and determine if trends are continuing or changing. One of the best ways to do that is to get on the Internet. Web site addresses are provided in many cases to enable you to locate the latest information available.

tourism's growth in their annual publications entitled *Tourism Highlights* and *Compendium of Tourism Statistics*. Table 1.2 shows UNWTO international tourist arrival data up to 2006 and the strong rates of growth for the last several decades marred only by no growth in 2001 and a downturn in 2003. UNWTO states that tourism is the world's largest growth industry with long-term signs being very positive. Their study, *Tourism 2020 Vision*, forecasts that international arrivals will exceed 1 billion by 2010 and 1.6 billion by 2020. Whether the projections are made by UNWTO or WTTC, dramatic growth appears to be in the future forecasts.

UNWTO's 2003 estimate of 691 million tourist arrivals was a result of an exceptionally difficult year in which negative factors came together (the Iraq war, terrorism fears, the severe acute respiratory syndrome [SARS], and a persistently weak world economy), causing a 1.6 percent decline in arrivals compared to 2002.

Preliminary arrival data from UNWTO for 2007 shows international arrivals continued to show strong growth for the fourth year in a row, increasing to 898 million for a 6.1 percent gain over 2006.

TABLE 1.2 International Tourist Arrivals: 1950, 1960, 1970, 1980, 1990, 1995–2007

Year	Arrivals (millions)	Percent of Growth
1950	25	—
1960	69	176
1970	166	141
1980	288	73
1990	456	58
1995	534	17
1996	570	7
1997	594	4
1998	611	3
1999	634	4
2000	682	8
2001	682	0
2002	702	3
2003	691	–2
2004	761	10
2005	803	5
2006	846	5
2007	898	6

Source: United Nations World Tourism Organization (UNWTO).

Top Ten

The world's top ten tourism destinations are shown in Table 1.3. France ranks number one in tourism arrivals, with 79.1 million, followed by Spain, the United States, China, and Italy. These five leading destinations account for 33.2 percent of the world volume of tourism flows. The top ten countries account for about 46.9 percent of the flows. While this is a heavy geographical concentration, the trend is toward a gradual diversification with the emergence of new destinations in the Asia–Pacific regions. China has moved to fourth place and Thailand, Hong Kong, and Malaysia rank in the top twenty.

A similar concentration pattern emerges if countries are classified according to their tourism receipts. Table 1.4 shows the rank of countries by international tourism receipts, with the United States leading, followed by Spain, France, Italy, China, United Kingdom, Germany, Australia, Turkey, and Austria. In terms of receipts, the United States benefits from attracting a greater share of higher-spending, longer-staying, long-haul tourists than its European competitors, which rely more on short-haul tourism. For world tourism statistics, a visit to the United Nations World Tourism Organization's Web site is a must: <http://www.unwto.org>.

Be alert to the fact that most tourism data go through a series of changes; first preliminary data are released allowing an early look at trends, then additional data become available improving the database, and revisions are made. Revision is a typical process for improving and reporting data. Make it a rule to always go to the source to get the latest data for tourism planning purposes.

TABLE 1.3 World's Top Ten Tourism Destinations by Arrivals, 2006

Rank	Country	International Tourist Arrivals (million)		% Change	
		2005	2006 ^a	05/04	06/05
1	France	75.9	79.1	1.0	4.2
2	Spain	55.9	58.5	6.6	4.5
3	United States	49.2	51.1	6.8	3.8
4	China	46.8	49.6	12.1	6.0
5	Italy	36.5	41.1	−1.5	12.4
6	United Kingdom	28.0	30.1	9.2	7.3
7	Germany	21.5	23.3	6.8	9.6
8	Mexico	21.9	21.4	6.3	−2.6
9	Austria	20.0	20.3	3.0	1.5
10	Russian Federation	19.9	20.2	0.2	1.3

^a Data as collected in UNWTO database June 2007.

Source: United Nations World Tourism Organization (UNWTO).

TABLE 1.4 World's Top Ten Tourism Earners, 2006

Rank	Country	International Tourist Receipts (US\$ billion)		% Change 06/05
		2005	2006 ^a	
1	United States	81.8	85.7	4.8
2	Spain	48.0	51.1	6.5
3	France	44.0	46.3	5.6
4	Italy	35.4	38.1	7.6
5	China	29.3	33.9	15.7
6	United Kingdom	30.7	33.5	9.1
7	Germany	29.2	32.8	12.3
8	Australia	16.9	17.8	5.3
9	Turkey	18.2	16.9	-7.1
10	Austria	16.0	16.7	4.4

^a Data as collected in UNWTO database June 2007.

Source: United Nations World Tourism Organization (UNWTO).

Canada

Canada was the world's twelfth most popular tourism destination in 2006, with 18.2 million international visitors according to the UNWTO. In receipts, Canada ranked eleventh with \$14.5 billion.

Results from Canada National Tourism Indicators (NTI) show that tourism spending in Canada for 2005 reached \$62.7 billion, a 1.8 percent increase from 2004. Foreign visitors spent an estimated \$17.5 billion in Canada, while domestic travelers spent the remainder, \$45.2 billion. The NTI numbers also show that employment generated by tourism totaled 625,800 full- and part-time jobs in 2005, up 1.6 percent from 2004.

Canadians love to travel; consequently, Canada's international travel account deficit was at \$5.8 billion in 2005. The deficit increased for a fourth consecutive year, the highest since 1993.

United States

In the United States, tourism is ranked as the third largest retail industry behind automobile and food sales. In employment, it is second to health services. Although tourism is often thought of as leisure travel, it also encompasses business and convention travel, meetings, seminars, recreation, student travel (if less than a year), transportation services, and accommodations. According to the Travel Industry Association of America (TIA) research department, travel and tourism generated \$721.9 billion in spending

in 2006, a new record. This total includes expenditures by foreign travelers, domestic travelers, and international passenger fares.

These travel expenditures, in turn, generated 7.5 million jobs for Americans, with \$177 billion in payroll income as well as \$109 billion tax revenue for federal, state, and local governments. International visitors spent \$107.8 billion traveling in the United States in 2006, including international passenger fares, while U.S. resident travelers spent \$100.6 billion traveling in foreign countries. As a result, a travel trade surplus of \$7.2 billion was generated.

Traveler spending in the United States is projected to total \$762.9 billion in 2008, \$791.2 billion in 2009, and \$821.0 billion in 2010, according to TIA's forecasts. Readers are encouraged to examine the TIA Travel Forecast, which is based on TIA's Travel Forecast Model. It also includes inbound travel data from the U.S. Commerce Department's International Trade Administration. It is the opinion of the authors that TIA is the most authoritative source of information on the U.S. travel industry, and you should visit their extensive Web site (<http://www.tia.org>).

Directly or indirectly, tourism is part of the fabric of most of the world's industries, including transportation, retailing, advertising, sports, sporting goods and equipment, clothing, the food industry, and health care. Tourism also plays a part in most communication media, particularly in the travel sections of newspapers. There are many print and visual media of direct interest to tourism. Media is also important to those engaged in marketing tourism, such as airlines, cruise lines, motorcoach and rail lines, tour companies, travel agencies, auto rental companies, accommodations, attractions, and tourism educational organizations.

Politicians at all levels are typically very concerned with tourism. They look increasingly at tourism as a tool for economic development. In development, they have enacted laws requiring land-use plans with subsequent zoning and building codes to control location, number, and manner of construction of tourist facilities. Parks and recreation programs are enjoyed by tourists as well as local residents. Many governments impose taxes, all or part of which are paid directly or indirectly by tourists and their suppliers. The power of tourism politically is sometimes manifested in unusual ways. An example was the threat of a travel boycott of Alaska by environmental groups protesting the state's planned aerial shooting of three hundred wolves. The plan was canceled.

Many industry analysts project a doubling of tourism by the year 2020, with constructive government policies. We believe that such policies will indeed be forthcoming if tourism leaders convey their message effectively. It is in all our interests to achieve this growth, provided that it is accomplished in an intelligent, planned, and thoughtful manner by developers and the public alike. There is an unequivocal responsibility to review the social and environmental factors vigilantly in order to preserve and enhance those qualities that give any destination its special appeal and character. These comprise its culture, natural resources, host population, and the spirit of the place. We hope that you will strive to assist in the achievement of these ultimate worthy goals.

BENEFITS AND COSTS OF TOURISM

Tourism brings both economic and noneconomic **benefits** and **costs** to host communities. Some of the considerable economic impacts and benefits were described in the preceding section. There are additional areas of benefit that have not received much research attention. These relate to the benefits occurring to the traveler, such as the contribution of pleasure travel to rest and relaxation, the educational benefit, the understanding of other people and cultures, and the physical and mental well-being of the traveler.

There is no question that tourism delivers benefits, but tourism is not perfect. Even advocates for tourism such as your authors (we have been accused of being cheerleaders for tourism) acknowledge that tourism is not an unqualified blessing. There are costs and benefits, and they do not accrue equally. Many of the social costs incurred are difficult or impossible to measure. Books such as *The Golden Hordes, Tourism: Blessing or Blight*, and *The Holiday Makers* (see the Selected References) point out some of the unpleasant aspects of tourism. Improperly planned and developed tourism can create problems. The demands of tourism may come into conflict with the needs and wishes of local residents. Thoughtless development, inappropriate development, overdevelopment, or unfinished development can easily damage the environment.

Tourism has been blamed for polluting beaches; raising the price of labor, land, goods, and so on; spoiling the countryside; contaminating the values of native people; crowding; congestion; noise; litter; crime; loss of privacy; creating social tensions; environmental deterioration; lack of control over a destination's future; and low-paid seasonal employment. These problems are common to many forms of development and in many cases represent dissatisfaction with the status quo or overdevelopment. They emphasize the need for a coordinated overall economic development plan, of which tourism will be one part.

We must accept that tourism is neither a blessing nor a blight, neither poison nor panacea. Tourism can bring great benefits, but it can also bring social problems. The world has experience in how to increase the benefits of tourism and at least some experience in how to lessen social problems. What has to be done is to balance the benefits and costs to come up with the best cost/benefit result.

Tourism students and executives must have a clear understanding of both the positive and the negative impacts of tourism on the quality of life of a nation, a province or state, or a community. What are the positive aspects? The negative aspects? We need a balance sheet. First we look at the plus side of the ledger; tourism:

- Provides employment opportunities, both skilled and unskilled, because it is a labor-intensive industry
- Generates a supply of needed foreign exchange
- Increases incomes
- Creates increased gross national product

- Can be built on existing infrastructure
- Develops an infrastructure that will also help stimulate local commerce and industry
- Can be developed with local products and resources
- Helps to diversify the economy
- Tends to be one of the most compatible economic development activities available to an area, complementing other economic activities
- Spreads development
- Has a high multiplier impact
- Increases governmental revenues
- Broadens educational and cultural horizons and improves feelings of self-worth
- Improves the quality of life related to a higher level of income and improved standards of living
- Reinforces preservation of heritage and tradition
- Justifies environmental protection and improvement
- Provides employment for artists, musicians, and other performing artists because of visitor interest in local culture, thereby enhancing the cultural heritage
- Provides tourist and recreational facilities that may be used by a local population
- Breaks down language barriers, sociocultural barriers, class barriers, racial barriers, political barriers, and religious barriers
- Creates a favorable worldwide image for a destination
- Promotes a global community
- Promotes international understanding and peace

On the minus side of the ledger we find a number of problems that can be created by tourism, especially by its overdevelopment:

- Develops excess demand for resources
- Creates the difficulties of seasonality
- Causes inflation
- Can result in unbalanced economic development
- Creates social problems
- Degrades the natural physical environment and creates pollution
- Degrades the cultural environment
- Increases the incidence of crime, prostitution, and gambling
- Increases vulnerability to economic and political changes
- Threatens family structure
- Commercializes culture, religion, and the arts

- Creates misunderstanding
- Creates conflicts in the host society
- Contributes to disease, economic fluctuation, and transportation problems

Like all change, tourism exacts a price. However, it is here, it is huge, and it needs to be planned and managed. The challenge is to get the right balance, which is to have the benefits outweigh the costs and take steps to lessen the unfavorable impacts that are a part of change. Tourism development must be a part of overall economic development and must be done in a manner that is sustainable.

SUMMARY

In this chapter we have examined the subject of tourism. The rapid growth in the movement of people, both domestically and internationally, has brought about an industry of vast proportions and diversity. Also, the industry is universal—found in all countries of the world, but in greatly varied qualities and proportions.

The economic importance and future prospects are also worthy of careful study. These considerations lead to the ways in which the study of tourism can be undertaken. There are a number of basic approaches to the study of tourism, and in this book we include all of them in the various chapters. By the time you complete the book you will know a great deal about the social and economic implications of tourism, and you will have developed a keen interest in our world and the fascinating panorama of places, peoples, cultures, beauty, and learning that travel provides in such abundance.

KEY CONCEPTS

accommodation
 adventure and outdoor
 recreation
 attractions
 benefits of tourism
 built environment
 catalyst organizations
 costs of tourism
 culture
 domestic tourism
 economic impact
 entertainment
 events
 excursionist

expenditures
 food services
 host community
 host community government
 importance of tourism
 inbound tourism
 internal tourism
 international tourism
 marketing
 national resources
 national tourism
 operating sectors
 outbound tourism
 same-day visitors

study approaches to tourism
 tourism
 tourist
 tourist industry
 transportation
 travel
 travel trade
 traveler
 trip
 usual environment
 visit
 visitor

INTERNET EXERCISES

The Internet sites mentioned in this chapter plus some selected additional sites are listed for your convenience on the companion Web site for this book, www.wiley.com/college/goeldner.

ACTIVITY 1

Site Name: World Travel and Tourism Council

URL: <http://www.wttc.org>

Background Information: The World Travel and Tourism Council (WTTTC) is the global business leaders' forum for travel and tourism. Its members are chief executives from all sectors of the travel and tourism industry, including accommodations, catering, cruises, entertainment, recreation, transportation, and travel-related services. Its central goal is to work with governments to realize the full economic impact of the world's largest generator of wealth and jobs, namely, travel and tourism.

Exercise

1. Visit the WTTTC site and identify the organization's strategic priorities.

ACTIVITY 2

Site Name: Travel Industry Association

URL: <http://www.tia.org>

Background Information: TIA, the Travel Industry Association, is a nonprofit trade organization based in Washington, D.C., that represents and speaks for the common interests of the U.S. travel industry.

Exercises

1. Visit the TIA site and find their mission and objectives.
2. Explore their economic research section and determine the economic impact of travel and tourism in the United States.

QUESTIONS FOR REVIEW AND DISCUSSION

1. Identify and describe the four perspectives contained in the definition of tourism, in terms of your home community.
2. Why do bodies such as the United States need specific tourism definitions? Why does a state or country need them? A county? A city?
3. What approach to tourism study does this course take? Which approach interests you most?
4. What are the components of tourism?
5. How important are tourist attractions?
6. Why are geographers, sociologists, anthropologists, and economists interested in tourism?
7. What will the tourism industry be like in the year 2020?
8. How can an industry that contributes 9.9 percent of global gross domestic product and creates over 238 million jobs still be in search of recognition?
9. What are the benefits of tourism?
10. What are some negative aspects of tourism?
11. Why is tourism so popular?

CASE PROBLEMS

1. Suppose that you are a high school economics teacher. You plan to visit your principal's office and convince her that tourism should be included as part of one of your courses. What arguments would you use?
2. You are the minister of tourism of Jamaica, an island country. Identify the instructions you would issue to your statistics department concerning collecting data on tourist arrivals and expenditures.

CHAPTER 2

Tourism through the Ages

LEARNING OBJECTIVES

- Recognize the antiquity of human travel over vast distances on both sea and land.
- Understand how these journeys have evolved from trips that were difficult and often dangerous, to mass travel for millions today.
- Learn about some of the great travelers in history who wrote astonishing accounts of exotic places they had visited.
- Discover the many similarities in travel motivations, economic conditions, political situations, attractions, and tourist facilities during the period of the Roman Empire and today.



For generations, travelers have flocked to the Great Wall of China. At least 2600 years old and some 3946 miles long, it is the only man-made structure on earth visible to the naked eye from the moon.

Photo courtesy of the China National Tourist Office.

INTRODUCTION

We travel long roads and cross the water to see what we disregard when it is under our eyes. This is either because nature has so arranged things that we go after what is far off and remain indifferent to what is nearby, or because any desire loses its intensity by being easily satisfied, or because we postpone whatever we can see whenever we want, feeling sure we will often get around to it. Whatever the reason, there are numbers of things in this city of ours and its environs which we have not even heard of, much less seen; yet, if they were in Greece or Egypt or Asia . . . we would have heard all about them, read all about them, looked over all there was to see.

THE YOUNGER PLINY,
Second Century C.E.¹

Twenty-first-century travelers, tiredly pulling their carry-on bags from the overhead bin and waiting to walk down the jetway to a foreign destination, may think their experience is uniquely modern. But they are the latest in a long line of travelers reaching back to antiquity. From earliest times, “all modes of carriage (from animal to the sonic jet) and accommodations (from the meanest hovel to the five-star luxury hotel) have given a livelihood to countless legions.”² Like today’s travelers, these travelers did not do it alone. “Guiding, counseling, and harboring the traveler is among the world’s earliest vocations.”³

Typically, modern travelers enlist a travel agent to make plane reservations, book some hotels, and make recommendations for special tours upon arrival in Athens or Madrid. Despite specialized help, they frequently arrive feeling dirty and tired, complain about the crowded flight, and hope to clear customs without waiting in a long line. A middle-aged couple ruefully recall that the travel agent was not able to book a hotel that she could recommend. (An automobile festival or a visit by the pope had filled major hotels, and there was little choice.) Also, the local bank was out of euros or zlotys or won, or whatever the name of the destination country’s currency. So the couple has to exchange money before getting a cab to that unpromising hotel and are sure that the driver won’t speak English, will spot them as greenhorns, and will drive them all over—with the meter running on and on. Even with these possible problems and irritations they are excited and join multitudes that have gone before them to enjoy the rewards of travel.

¹Lionel Casson, *Travel in the Ancient World*, (London: Allen and Unwin, 1974), p. 253. A note on style: B.C.E. (Before the Common Era) and C.E. (Common Era), used by some authors and often used in scholarly literature, are the alternative designations corresponding to B.C. and A.D.

²Eric Friedheim, *Travel Agents: From Caravans and Clippers to the Concorde* (New York: Travel Agent Magazine Books, 1992), pp. 27–28.

³Ibid., p. 5.



Yes Virginia, there is a Tourism Museum. It is found in Merano, Italy, a lovely resort town tucked in a valley about 30 minutes from Bolzano in the Dolomites. Located in a castle adjacent to the town's famous botanical gardens, the museum presents a history of travel—from postcards to steamer trunks. *Photo by author.*

EARLY BEGINNINGS

The invention of money by the **Sumerians** (Babylonians) and the development of trade beginning about 4000 B.C.E. mark the beginning of the modern era of travel. Not only were the Sumerians the first to grasp the idea of money and use it in business transactions, but they were also the first to invent cuneiform writing and the wheel, so they should be credited as the founders of the travel business. People could now pay for transportation and accommodations with money or by barter.

Five thousand years ago, cruises were organized and conducted from Egypt. Probably the first journey ever made for purposes of peace and tourism was made by Queen Hatshepsut to the land of Punt (believed to be on the east coast of Africa) in 1480 B.C.E. Descriptions of this tour have been recorded on the walls of the temple of Deir el-Bahri at Luxor. These texts and bas-reliefs are among the world's rarest artworks and are universally admired for their wondrous beauty and artistic qualities. The Colossi of Memnon at Thebes have on their pedestals the names of Greek tourists of the fifth century B.C.E.

Beginning in 2700 B.C.E., the pharaohs began to take advantage of the abundance of good building stone in the Nile valley to build their elaborate burial tombs. They included the Step Pyramid of Djoser, the Sphinx, the three great pyramids at Giza, and the pyramid complex at Abusir. These great outdoor wonders began attracting large numbers as early as the New Kingdom from 1600 to 1200 B.C.E. "Each monument was a hallowed spot, so the visitors always spent some moments in prayer, yet their prime motivation was curiosity or disinterested enjoyment, not religion."⁴

They left evidence of their visits in inscriptions such as the following: "Hadnakhte, scribe of the treasury, came to make an excursion and amuse himself on the west of Memphis together with his brother, Panakhti, scribe of the Vizier."⁵ Like tourists through the ages, they felt the need to leave evidence of their visits. Some hastily painted their names; others scratched their names in the soft stone with a sharp point. The latter method was so common that the technical term we give to such scribbles is graffiti, Italian for "scratching."

A second recognizable tourist trait was the urge to acquire souvenirs. Harkhuf, an envoy of the pharaoh to the Sudan, brought home a Pygmy trained in native dances to present to his ruler! Early **Egyptians** also purchased bargains or specialties abroad for their friends and relatives. In 1800 B.C.E., young Uzalum received this request: "I have never before written to you for something precious I wanted. But if you want to be like a father to me, get me a fine string full of beads, to be worn around the head."⁶

Herodotus reported:

The Egyptians meet to celebrate festivals not once a year but a number of times. The biggest and most popular is at Bubastis . . . the next at Busiris . . . the third at Sais . . . the fourth at Heliopolis . . . the fifth at Buto . . . the sixth at Papremis. . . . They go there on the river, men and women together, a big crowd of each in each boat. As they sail, some of the women keep clicking castanets and some of the men playing on the pipes, and the rest, both men and women, sing and beat time with their hands. . . . And when they arrive at Bubastis, they celebrate the occasion with great sacrifices, and more wine is consumed at this one festival than during the whole rest of the year.⁷

When this holiday throng arrived at its sites, there were no commercial facilities offering food and lodging. Like modern attendees at a Grateful Dead concert, they had to sleep in the open and feed themselves as best they could.⁸ In contrast, government officials such as Harkhuf, the provider of the dancing pygmy, enjoyed the comforts of temples and government depots in their travels.

⁴Casson, *Travel in the Ancient World*, p. 32.

⁵Ibid., p. 32.

⁶Ibid., p. 34.

⁷Ibid., p. 31.

⁸Ibid., p. 35.



Ancient Egyptian pyramids and the Sphinx were some of the world's first tourist attractions. *Photo courtesy of © PhotoDisc, Inc./Getty Images.*

Early Roads

The wheel led to the development of a heavy wagon that could be drawn by teams of oxen or onagers, a type of wild ass. "A walker or animal needs only a track,"⁹ but a vehicle needs a road. There were not many **early roads** that could take wheeled traffic. A king of Ur bragged that he went from Nippur to Ur, a distance of some 100 miles, and back in a day. This boast, sometime around 2050 B.C.E., implies the existence of a carriage road.¹⁰ Even the best of the highways, however, were minimal. Paving was almost nonexistent until the time of the Hittites, who paved a mile and a third of road between their capital and a nearby sanctuary to carry heavily loaded wagons on festival days. Even then their war chariots, light horse-drawn carts invented for war, rolled over the countryside on dirt roads. Also, bridges were rare in a land that experienced frequent flooding. A hymn tells of King Shulgi exulting "'I enlarged the footpaths, straightened the highways of the land' . . . but not every Mesopotamian monarch was a Shulgi, and there must have been long periods with nobody to 'straighten' the roads.'"¹¹

⁹Ibid., p. 25.

¹⁰Ibid.

¹¹Ibid., p. 27.

Roads were better on the island of Crete, where the Minoans flourished from 2000 to 1500 B.C.E., and on the Greek peninsula of the Mycenaeans, who flourished from 1600 to 1200 B.C.E.¹² A two-lane road, 13½ feet wide, ran from the coast of Crete to the capital at Knossos. In Greece, roads were usually one lane, although some were as much as 11½ feet wide, making two-way traffic possible. Bridges and culverts kept them passable.

Who traveled? Mainly three groups: the military, government officials, and caravans. The warlike Assyrians, like the Romans after them, realized that roads were basic to moving their war chariots efficiently. As their empire expanded from the Mediterranean in the west to the Persian Gulf in the east, the Assyrians improved roads, largely for military use.

The Epic of Gilgamesh (c. 2000 B.C.E.) recounts the travels of a Sumerian king who is given directions by a deity. By only a slight stretch of the imagination, Gilgamesh's deity might be regarded as the first travel guide! This adds a fourth reason to credit the Sumerians with the beginnings of the travel industry.

The history of roads is thus related to the centralizing of populations in powerful cities. Alexander the Great found well-developed roads in India in 326 B.C.E. In Persia (now Iran), all the cities and provinces were connected to the capital, Susa, by roads built between 500 and 400 B.C.E. One of these roads was 1,500 miles long.

The **Romans** started building roads in about 150 B.C.E. These were quite elaborate in construction. The roadway was surveyed using a cross staff hung with plumb bobs. Soldiers and laborers dug the roadbed, and then stones and concrete were evenly placed. Paving stones were then laid on top, and the highway was edged with curbstones and contoured to a sloping crown to shed the rain. Some of these roads are still in use.

By the time of Emperor Trajan (ruled from 98 to 117 C.E.), the Roman roads comprised a network of some 50,000 miles. They girdled the Roman Empire, extending from near Scotland and Germany in the north to well within Egypt in the south and along the southern shores of the Mediterranean Sea. To the east, roads extended to the Persian Gulf in what is now Iraq and Kuwait.

The Romans could travel as much as 100 miles a day using relays of horses furnished from rest posts five to six miles apart. Romans also journeyed to see famous temples in the Mediterranean area, particularly the pyramids and monuments of Egypt. Greece and Asia Minor were popular destinations, offering the Olympic Games, medicinal baths and seaside resorts, theatrical productions, festivals, athletic competitions, and other forms of amusement and entertainment. The Roman combination of empire, roads, the need for overseeing the empire, wealth, leisure, tourist attractions, and the desire for travel created a demand for accommodations and other tourist services that came into being as an early form of tourism.

Roman tourists went about sightseeing much as we do today. They used guidebooks, employed guides, left graffiti everywhere, and bought souvenirs. The examples are diverse and often amusing. The only guidebook to survive from ancient times is a

¹²ibid.

guidebook of Greece, written by a Greek named Pausanias between 160 and 180 c.e. (during the reigns of emperors Hadrian, Antoninus Pius, and Marcus Aurelius). This guide “marks a milestone in the history of tourism. He [Pausanias] is the direct ancestor of the equally sober and unimaginative, painstakingly comprehensive and scrupulously accurate Karl Baedeker.”¹³

The Silk Road

In 1889, Rudyard Kipling penned the oft-quoted line “East is East and West is West and never the twain shall meet.” Actually, East and West had already met more than 2000 years earlier on the now-fabled Silk Road.

Indeed, it is a misnomer even to call it a road. From the beginning, some Silk Route sections were mere directions across trackless steppe or desert rather than visible paths: “the majority of states on the Silk Routes traded with their nearer neighbors, and travelers were like participants in a relay race stretching a third of the way around the world.”¹⁴

Marco Polo, who traveled to China from Italy in the thirteenth century, became the first Western explorer to compose a popular and lasting account. Though his chronicle is probably more fiction than history, since it draws from the tales of many traders, his observations often ring true. In spite of omissions and exaggerations, his book has remained an international best seller.¹⁵

Just as the Silk Road was not a road, so silk was but a part of the trade. Westbound caravans carried furs, ceramics, spices, the day lily for its medicinal uses, peaches, apricots, and even rhubarb.¹⁶ Eastbound ones carried precious metals and gems, ivory, glass, perfumes, dyes, textiles, as well as the grapevine, alfalfa, chives, coriander, sesame, cucumbers, figs, and safflower.¹⁷

For protection against marauders, merchants formed caravans of up to 1000 camels, protected by armed escorts. Each two-humped Bactrian camel could carry 400 to 500 pounds of merchandise. The long route was divided into areas of political and economic influence. “The Chinese traders escorted their merchandise as far as Dunhuang or beyond the Great Wall to Loulan where it was sold or bartered to Central Asian middlemen—Parthians, Sogdians, Indians, and Kushans—who carried the trade on to the cities of the Persian, Syrian, and Greek merchants. Each transaction increased the cost of the end product, which reached the Roman Empire in the hands of Greek and Jewish entrepreneurs.”¹⁸

¹³Ibid., p. 299.

¹⁴Peter Neville-Hadley, *China: The Silk Routes* (Old Saybrook, CT: Globe Pequot Press, 1997).

¹⁵J. D. Brown, *Frommer's China: The 50 Most Memorable Trips* (New York: Simon & Schuster, 1998), p. 371.

¹⁶Neville-Hadley, *China*, p. 61.

¹⁷Stephen G. Haw, *A Traveller's History of China*, 2d ed. (New York: N.W. Publishing Group, 1998), pp. 84–85.

¹⁸Judy Bonavia, *The Silk Road from Xi'an to Kashgar*, revised by William Lindesay and Wa Qi, 2d ed (New York: W.W. Norton & Co., 1999).

The Classical World

The lands of the Mediterranean Sea (2000 B.C.E. to 500 C.E.) produced a remarkable evolution in travel. In the cradle of Western civilization, travel for trade, commerce, religious purposes, festivals, medical treatment, or education developed at an early date. There are numerous references to caravans and traders in the Old Testament.

Beginning in 776 B.C.E., citizens of the city-states came together every four years to honor Zeus through athletic competition. Eventually, four of these national festivals emerged: **Olympic Games**, Pythian Games, Isthmian Games, and Nemean Games. Each festival included sacrifice and prayer to a single god. The games honored the deity by offering up a superlative athletic or artistic performance. Thus:

*the festivals furnished in one unique package the spectrum of **attractions** that have drawn tourists in all times and places: the feeling of being part of a great event and of enjoying a special experience; a gay festive mood punctuated by exalted religious moments; elaborate pageantry; the excitement of contests between performers of the highest calibre—and, on top of all this, a chance to wander among famous buildings and works of art. Imagine the modern Olympics taking place at Easter in Rome, with the religious services held at St. Peter's.*¹⁹

Greek inns provided little more than a night's shelter. A guest who wanted to wash had to carry his own towel down the street to the nearest public bath. Once there, he took off his clothes in a dressing room and put them in someone's care, lest they be stolen while he bathed. "The bath itself was a big basin over which he leaned while an attendant sloshed water over him."²⁰

Everyday folk could also be found wending their way to the sanctuaries of the healing gods, especially Aesculapius. Such places were usually located in a beautiful setting that included pure air and water (often with mineral springs). The sanctuary at Epidaurus also included facilities for rest and diversion, including the temple with admired sculptures, colonnades for shaded walks, a stadium for athletic events, and the second-largest theater in Greece. The Greeks recognized rest and diversion as important elements in treatment of the sick. People also traveled to seek advice of the oracles, especially those at Dodona and Delphi. Statesmen, generals, and other powerful figures sought advice before taking an important action. Socrates' disciple inquired about his master's wisdom at the temple of Delphi.²¹

While festival visitors, businessmen, the sick, and advice seekers comprised the bulk of travelers in the fifth and fourth centuries B.C.E., there was also another small category, the tourist. Greece's "Father of History," Herodotus, would undoubtedly have qualified for the top category of frequent-traveler miles if such awards had been given.

¹⁹Casson, *Travel in the Ancient World*, pp. 76–77.

²⁰*Ibid.*, p. 89.

²¹*Ibid.*, pp. 84–85.



The Acropolis of Athens, the site of four of the greatest masterpieces of classical Greek art—the Parthenon, the Propylaea, the Erechtheum, and the Temple of Athena Nike—illustrates the civilizations, myths, and religions that flourished in Greece over a period of more than 1000 years. The Acropolis is a UNESCO World Heritage Site and was proclaimed as the preeminent monument of the European Cultural Heritage list of monuments in 2007. *Photo courtesy of Corbis Digital Stock.*

In addition to traveling all over Greece and the Aegean Islands, he sailed to Cyrene in North Africa, explored southern Italy and Sicily, and sailed from Ephesus on the west coast of Asia Minor to Sardis. He got as far east as Babylon by sailing to Syria, then striking east to the Euphrates and following a caravan track for weeks. There he looked upon the ancient city of Babylon:

*square in shape, with each side 14 miles long, a total of 56 miles. Babylon is not only of enormous size; it has a splendor such as no other city of all we have seen. The city wall is 85½ feet wide and 342 high. Its circuit is pierced by one hundred entrances, with gates, jambs, and lintels of bronze. The town is full of three- and four-storey houses and is cut through with streets that are absolutely straight, not only the main ones but also the side streets going down to the river.*²²

His figures are inflated, probably because he got them from his guides. He loved doing the sights and, like most modern tourists, was dependent on guides for information. A Greek entering Asia Minor would encounter strange tongues and Oriental ways.

²²Ibid., p. 99.

Not until Alexander conquered the Persian Empire would the Greek ways spread into the ancient East.

Possibly, Herodotus's travel combined business and pleasure, as did that of Solon, who led Athens through a crisis, then took a trip abroad. Athens developed into a tourist attraction from the second half of the fifth century on, as people went to see the Parthenon and other new buildings atop the Acropolis.

Today's traveler who gets into trouble in a foreign city usually turns to his country's consul. The ancient Greek turned to his *proxenos* (from the Greek *pro*, meaning "before" or "for," and *xenos*, foreigner). The primary duty of the *proxenos* was to aid and assist in all ways possible any of his compatriots who turned up in the place of his residence, particularly those who had come in some official capacity.²³ His more mundane duties might include extending hospitality, obtaining theater tickets, or extending a loan for someone who had run short of funds while visiting. More complex duties included negotiating ransom for relatives of someone taken as a prisoner of war. The heirs of someone who died in the city might ask the *proxenos* to wind up essential financial matters there.²⁴

As the fourth century B.C.E. came to a close in Greece, people traveled despite the discomfort and dangers. Traveling by sea, they worried about storms and pirates; by land, about bad roads, dismal inns, and highwaymen. Only the wealthy described by Homer could escape the worst pitfalls.

Those who traveled for business, healing, or entertainment at festivals represented the majority. A small minority traveled for the sheer love of it—like Herodotus, the world's first great travel writer.

The museum, born in the ancient Near East, came of age with the Greeks. Sanctuaries such as Apollo's at Delphi and that of Zeus at Olympia gradually accumulated valuable objects donated either as thank-you offerings for services rendered or as bribes for acts the supplicant hoped would be rendered. Herodotus describes six gold mixing bowls dedicated by Gyges of Lydia and weighing some 1730 pounds and a gold lion from Croesus weighing 375 pounds. While Herodotus singled these out because of their cost, others were notable for their aesthetic qualities. The Greeks had few precious metals but hewed the plentiful marble with consummate skill. The temple of Hera exemplifies the scope and quality of sculpture acquired from the seventh through the third centuries B.C.E.:

*All over the Greek world through generous gifts of statues and paintings from the hopeful or the satisfied, temples became art galleries as well as houses of worship—exactly as Europe's cathedrals and churches were destined to become. . . . And they drew visitors the same way that art laden churches do today to see the treasures and only incidentally, to say a prayer.*²⁵

²³Ibid., p. 93.

²⁴Ibid., pp. 240–241.

²⁵Ibid., pp. 240–241.

In Asia Minor, beginning with the installation of a democratic government in Ephesus by Alexander the Great in 334 B.C.E., some 700,000 tourists would crowd the city (in what is now Turkey) in a single season to be entertained by the acrobats, animal acts, jugglers, magicians, and prostitutes who filled the streets. Ephesus also became an important trading center and, under Alexander, was one of the most important cities in the ancient world.

Early Ships

The **Phoenicians** were master shipwrights, building tubby wooden craft with a single square sail. By 800 B.C.E., they had built a network of trading posts around the Mediterranean emanating from their own thriving cities along the coast in what is now Lebanon. Acting as middlemen for their neighbors, they purveyed raw materials and also finished goods, such as linen and papyrus from Egypt, ivory and gold from Nubia, grain and copper from Sardinia, olive oil and wine from Sicily, cedar timbers from their homeland, and perfume and spices from the East. Presumably they also occasionally carried a few passengers. They were the first creators of a maritime empire.

The Greeks followed the Phoenicians in becoming great sea traders. Improved ships accelerated a flourishing Mediterranean trade. Merchant ships also carried paying passengers (although Noah with his ark probably deserves credit for being the first cruise operator, even though his passengers were primarily animals). Unlike Noah's passengers, those sailing on Greek ships had to bring their own servants, food, and wine. Widely varying accommodations aboard, stormy seas, and pirate attacks were worrisome realities.

Chinese

Several tourism history scholars decry the eurocentricity of writings about the history of tourism. Most notable of these is Trevor Sofield, of the University of Tasmania, who states:

*The emperors of China had ministers for travel 4,000 years ago—well before imperial Rome and Herodotus. So, this is a plea to move beyond Chaucer's pilgrimage to Canterbury and Marco Polo's ventures from Venice, and go further back in time to explore other civilizations and their histories of travel besides (mainly western) Europe and North America. The history of pilgrimage travel in countries such as India, China, Nepal, Thailand, Iran, Vietnam, Sri Lanka, Myanmar and others pre-dates much European travel history. Inns and hospitality industries in these countries pre-date European examples.*²⁶

²⁶Internet correspondence.

Sofield and Li in their article “Tourism Development and Cultural Policies in China” report that one of the main features of China’s domestic tourism lies in the traditions about travel and heritage sites established over a 4000-year period when ancestral gods and animistic spirits resided in mountains, rivers, lakes, and other natural features. They point out:

Stretching in an unbroken chain from the beginnings of the Shang dynasty (ca 1350–1050 BC) to the final demise of the emperors in the fall of the Qing dynasty and the declaration of a Republic in 1912, each successive emperor and his court paid homage to a wide range of gods and goddesses. The sites multiplied over the centuries and as Buddhism became established, even more sacred sites were added. Much ancient travel was thus for pilgrimage, embedded in the beliefs of the godkings.²⁷

Polynesians

Among early voyages, those in Oceania were amazing. Small dugout canoes not over 40 feet in length were used for voyages from Southeast Asia southward and eastward through what is now called Micronesia across the Pacific to the Marquesas Islands, the Tuamotu Archipelago, and the Society Islands. About 500 C.E., **Polynesians** from the Society Islands traveled to Hawaii, a distance of over 2000 miles. Navigation was accomplished by observing the position of the sun and stars, ocean swells, clouds, and bird flights. Considering the problems of fresh water and food supplies, such sea travel was astonishing. Later, navigation by the early explorers was facilitated by using a sandglass to measure time, a “log” line trailed behind the ship to measure distance, and a compass to gauge direction.

Europeans

The collapse of the Roman Empire in the fourth and fifth centuries spelled disaster for pleasure travel and tourism in Europe. During the Dark Ages (from the fall of the Western Roman Empire, 476 C.E., to the beginning of the modern era, 1450 C.E.), only the most adventurous persons would travel. A trip during this period in history was dangerous; no one associated travel with pleasure. The most notable exception to this in Europe during the period was the Crusades.

By the end of the Dark Ages, large numbers of pilgrims were traveling to such popular shrines as Canterbury in England (immortalized in Chaucer’s *Canterbury Tales*) and

²⁷Trevor Sofield and Sarah Li, “Tourism Development and Cultural Policies in China,” *Annals of Tourism Research*, Vol. 25, No. 2 (1998), pp. 362–392.

St. James of Compostela, the pilgrimage to the Cathedral of Santiago de Compostela in Galicia in northwestern Spain. Fewer made the long, expensive, and often dangerous journey to the Holy Land. Beginning in 1388, England's King Richard II required pilgrims to carry permits, the forerunner of the modern passport. Despite hardship and dangers, they went by the thousands to pay reverence to hallowed sites, to atone for sins, or to fulfill promises they had made while ill.

A fourteenth-century travelers' guide gave pilgrims detailed directions about the regions through which they would pass and the types of inns they would encounter along the often inhospitable routes. Innkeeping had nearly disappeared except for local taverns, and a few inns were scattered throughout Europe. They typically were filthy, vermin-infested warrens. Inns in Spain and Italy provided a bed for each guest, but in Germany and other areas, guests commonly had to share beds. At the other end of the spectrum lay an inn of quality, such as the one described in Mandeville's guide. He quotes the mistress of the inn: "Jenette lyghte the candell, and lede them ther above in the solere [upper room], and bere them hoot watre for to wasse their feet, and covere them with uysshons."

Travelers of any social distinction, however, were generally entertained in castles or private houses. Church monasteries or hospices offered accommodations for the majority. They offered services well beyond bed and board. They could provide a doctor and furnish medicines, replace worn garments, provide guides to show a visitor around the sights, or even grant a loan of money. They also offered opportunities for meditation and prayer.

The most famous stopover was the French Alpine hospice of Grand-Saint-Bernard, established in 962. (The Saint Bernard dogs that were sent to find and rescue travelers have been made famous by ads showing a little flask of wine appended to the dogs' collars.) St. Catherine's monastery at the foot of Mount Sinai still flourishes. Those who could afford to pay were expected to leave a generous donation.

Eventually, providing hospitality services for increasing numbers became burdensome to the religious houses. They could not turn the poor away, because Christian charity was an important element in the church's mission; nor could they turn away the nobles, who made generous financial contributions. But they could, and increasingly did, refer the middle classes to taverns, inns, and wine shops. Thus, the church played an important role in the development of the hospitality industry during this period.

The Grand Tour

The "Grand Tour" of the seventeenth and eighteenth centuries was made by diplomats, businesspeople, and scholars who traveled to Europe, mainly to the cities of France and Italy. It became fashionable for scholars to study in Paris, Rome, Florence, and other cultural centers. While making the Grand Tour began as an educational experience, it has been criticized as eventually degenerating into the simple

pursuit of pleasure. The following description from *A Geography of Tourism* describes the Grand Tour:

One of the interesting aspects of the Grand Tour was its conventional and regular form. As early as 1678, Jean Gailhard, in his Compleat Gentleman, had prescribed a three-year tour as customary. A generally accepted itinerary was also laid down, which involved a long stay in France, especially in Paris, almost a year in Italy visiting Genoa, Milan, Florence, Rome, and Venice, and then a return by way of Germany and the Low Countries via Switzerland. Of course, there were variations to this itinerary, but this was the most popular route. It was generally believed that "there was little more to be seen in the rest of the civil world after Italy, France, and the Low Countries, but plain and prodigious barbarism."²⁸

The term *Grand Tour* persists today, and the trip to Europe—the Continent—can be traced back to the early Grand Tour. Today's concept is far different, however: the tour is more likely to be three weeks, not three years.

Americans

The vast continent of North America, principally in what is now Florida and in the Southwest, was originally explored by the Spanish in the sixteenth century. Remarkably long journeys were made, often under severe conditions. The Spanish used horses, which were unknown to the American Indians until that time. In the East, Cape Cod was discovered by Bartholomew Gosnold in 1602, and the Plymouth Colony was established in 1620.

Early travel was on foot or on horseback, but travel by small boat or canoe provided access to the interior of the country. Generally, travel was from east to west. As roads were built, stagecoach travel became widespread, and "ordinaries" (small hotels) came into common use. Among the most remarkable journeys were those by covered wagon to the West across the Great Plains. This movement followed the Civil War (1861–1865). Construction of railroads across the country (the first transcontinental link was at Promontory, Utah, in 1869) popularized rail travel. The Wells Fargo Company organized the American Express Company in 1850. This pioneer company issued the first traveler's checks in 1891 and began other travel services, later becoming travel agents and arranging tours. Today, **American Express** is known throughout the world for its Traveler's Cheques, credit cards, and various travel and financial services.

One of the most significant events in America's travel history is the amount of travel done by servicemen and -women during World War II. Over 12 million Americans served in the armed forces from 1941 to 1945. Most were assigned to duty at places far removed from their homes, such as the European and Pacific theaters of war.

²⁸H. Robinson, *A Geography of Tourism* (London: Macdonald and Evans, 1976), p. 13.



Nowhere in the United States can visitors experience so extensively life in the eighteenth century as in Colonial Williamsburg, with its mile-long Duke of Gloucester Street, horse-drawn carriages, and hundreds of restored colonial homes and gardens. *Photo Courtesy of Virginia Tourism Corporation.*

Extensive domestic travel was commonplace, introducing the military traveler to different and often exotic places and bringing a broader perspective of what the North American continent and foreign countries had to offer visitors. Travel thus became a part of their experience. Following the war, a large increase in travel occurred when gasoline rationing was removed and automobiles were again being manufactured. Air, rail, and bus travel also expanded.

EARLY (AND LATER) TOURIST ATTRACTIONS

Sightseeing has always been a major activity of tourists; this has been true since ancient times. Most of us have heard of the Seven Wonders of the Ancient World, but few could win a trivia contest by naming them:

1. The Great Pyramids of Egypt, including the Sphinx
2. The Hanging Gardens of Babylon, sometimes including the Walls of Babylon and the Palace, in what is now Iraq
3. The Tomb of Mausolus at Halicarnassus, in what is now Turkey



The Great Pyramids of Egypt are the sole remaining wonder of the Seven Wonders of the Ancient World.
Photo courtesy of United Nations.

4. The Statue of Zeus at Olympia in Greece
5. The Colossus of Rhodes in the Harbor at Rhodes, an island belonging to Greece
6. The Great Lighthouse (Pharos) in Alexandria, Egypt
7. The Temple of Artemis (also called the Temple of Diana) at Ephesus, at the time part of Greece, now in Turkey

The Great Pyramids of Egypt are the sole remaining wonder.

Just as tourists in ancient times traveled to see these wonders, modern tourists travel to see such natural wonders as the Grand Canyon, Yosemite National Park, Yellowstone, Niagara Falls, the oceans, the Great Lakes, and human-built wonders such as great cities, museums, dams, and monuments.

Spas, Baths, Seaside Resorts

Another interesting aspect in the history of tourism was the development of spas, after their original use by the Romans, which took place in Britain and on the Continent. In the eighteenth century, spas became very fashionable among members

 GLOBAL INSIGHT 

New Wonders

Six years ago, Bernard Weber, a Swiss filmmaker, created a popularity contest to choose seven new world wonders since the Great Pyramids of Egypt are the sole remaining wonder of the Seven Wonders of the Ancient World. Nearly 200 early candidates chosen by Internet ballot were reduced down by a panel of experts to 21 finalists. Online and telephone call-in voting on finalists began in 2005. Nothing prevented multiple voting by travelers, fans, citizens, governments, tourism organizations, and so on. The poll was decidedly unscientific.

Even so, millions of people from around the world voted via the Internet to choose a new list of the Seven Wonders of the World. The winners were announced on the seventh day of the seventh month in the year '07 (07/07/07). Winners were: the Great Wall of China;

the ancient city of Petra in Jordan; the statue of Christ the Redeemer in Rio de Janeiro; Machu Picchu in Peru; the Maya ruins of Chichen Itza in Mexico; the Colosseum in Rome; and India's Taj Mahal.

All are sites well worth visiting, but it will be interesting to see if Weber's "New Seven Wonders" become an accepted list because his campaign did not receive the backing of major mainstream monument designation organizations or at UNESCO's World Heritage agency.

DISCUSSION QUESTIONS

1. What marketing opportunities does being named a new wonder present?
2. What do you think of Weber's methodology to choose the new seven wonders?

of high society, not only for their curative aspects but also for the social events, games, dancing, and gambling that they offered. The spa at Bath, England, was one such successful health and social resort.

Sea bathing also became popular, and some believed that saltwater treatment was more beneficial than that at the inland spas. Well known in Britain were Brighton, Margate, Ramsgate, Worthing, Hastings, Weymouth, Blackpool, and Scarborough. By 1861, the success of these seaside resorts indicated that there was a pent-up demand for vacation travel. Most visitors did not stay overnight but made one-day excursions to the seaside. Patronage of the hotels at these resorts was still limited to those with considerable means.

Thus, tourism owes a debt to medical practitioners who advocated the medicinal value of mineral waters and sent their patients to places where mineral springs were known to exist. Later, physicians also recommended sea bathing for its therapeutic value. While spas and seaside resorts were first visited for reasons of health, they soon became centers of entertainment, recreation, and gambling, attracting the rich and fashionable with or without ailments. This era of tourism illustrates that usually a combination of factors rather than one element spells the success or failure of an enterprise. Today, hot springs, although they are not high on travelers' priority lists, are still tourist attractions. Examples in the United States are Hot Springs, Arkansas; French

Lick, Indiana; and Glenwood Springs, Colorado. The sea, particularly in the Sun Belt, continues to have a powerful attraction and is one of the leading forces in tourism development, which is evident from the number of travelers to Hawaii, Florida, the Caribbean, and Mexico.

EARLY ECONOMIC REFERENCES

As tourists traveled to see pyramids, visit seaside resorts, and attend festivals and athletic events, they needed food and lodging, and they spent money for these services. Traders did the same. Then, as now, the economic impact of these expenditures was difficult to measure, as evidenced by the following quotation from Thomas Mun, who in 1620 wrote in England's *Treasure by Foreign Trade*: "There are yet some other petty things which seem to have a reference to this balance of which the said officers of His Majesty's Customs can take no notice to bring them into the account; as mainly, the expenses of the travelers."²⁹

THE FIRST TRAVEL AGENTS

In 1822, **Robert Smart** of Bristol, England, announced himself as the first steamship agent. He began booking passengers on steamers to various Bristol Channel ports and to Dublin, Ireland.

In 1841, **Thomas Cook** began running a special excursion train from Leicester to Loughborough (in England), a trip of 12 miles. On July 5 of that year, Cook's train carried 570 passengers at a round-trip price of 1 shilling per passenger. This is believed to be the first publicly advertised excursion train. Thus, Cook can rightfully be recognized as the first rail excursion agent; his pioneering efforts were eventually copied widely in all parts of the world. Cook's company grew rapidly, providing escorted tours to the Continent and later to the United States and around the world. The company continues to be one of the world's largest travel organizations.

The first specialist in individual inclusive travel (the basic function of **travel agents**) was probably **Thomas Bennett** (1814–1898), an Englishman who served as secretary to the British consul general in Oslo, Norway. In this position, Bennett frequently arranged individual scenic tours in Norway for visiting British notables. Finally, in 1850, he set up a business as a "trip organizer" and provided individual tourists with itineraries, carriages, provisions, and a "traveling kit." He routinely made advance arrangements for horses and hotel rooms for his clients.

²⁹Quoted in George Young, *Tourism: Blessing or Blight?* (Middlesex, UK: Pelican Books, 1973), p. 1.

HISTORIC TRANSPORTATION

Another element in the tourism equation is transportation. The early tourists traveled on foot, on beasts of burden, by boat, and on wheeled vehicles.

Stagecoach Travel

Coaches were invented in Hungary in the fifteenth century and provided regular service there on prescribed routes. By the nineteenth century, stagecoach travel had become quite popular, especially in Great Britain. The development of the famous English tavern was brought about by the need for overnight lodging by stagecoach passengers.

Water Travel

Market boats picked up passengers as well as goods on ship canals in England as early as 1772. The Duke of Bridgewater began such service between Manchester and London Bridge (near Warrington). Each boat had a coffee room from which refreshments were sold by the captain's wife. By 1815, steamboats were plying the Clyde, the Avon, and the Thames. A poster in 1833 announced steamboat excursion trips from London. By 1841, steamship excursions on the Thames were so well established that a publisher was bringing out a weekly Steamboat Excursion Guide.

Rail Travel

Railways were first built in England in 1825 and carried passengers beginning in 1830. The newly completed railway between Liverpool and Manchester featured special provisions for passengers. The railroad's directors did not expect much passenger business, but time proved them wrong. The typical charge of only 1 penny per mile created a sizable demand for rail travel—much to the delight of the rail companies. Because these fares were much lower than stagecoach fares, rail travel became widely accepted even for those with low incomes.

Early rail travel in Britain was not without its detractors, however. Writers in the most powerful organs of public opinion of that day seemed to consider the new form of rail locomotion a device of Satan. When a rail line was proposed from London to Woolrich to carry passengers at a speed of 18 miles per hour, one aghast contributor to the *Quarterly Review* wrote, "We should as soon expect the people of Woolrich to be fired off upon one of Congreve's ricochet rockets as trust themselves to the mercy of such a machine going at such a rate." Another writer deemed the railroads



Older-style rail travel is still available in many places across the United States so that tourists can experience this memorable mode of transportation. The steam train shown here carries visitors in “gold country” California. Docents provide history and make the ride more enjoyable. *Courtesy of Tuolumne County Visitors Bureau.*

for passenger transportation “visionary schemes unworthy of notice.” Between 1826 and 1840, the first railroads were built in the United States.

Automobile and Motorcoach Travel

Automobiles entered the travel scene in the United States when Henry Ford introduced his famous Model T in 1908. The relatively cheap “tin lizzie” revolutionized travel in the country, creating a demand for better roads. By 1920, a road network became available, leading to the automobile’s current dominance of the travel industry. Today, the automobile accounts for about 84 percent of intercity miles traveled and is the mode of travel for approximately 80 percent of all trips. The auto traveler brought about the early tourist courts in the 1920s and 1930s, which have evolved into the motels and motor hotels of today. Motorcoaches also came into use soon after the popularization of the automobile and remain a major mode of transportation.



Automobiles dominate travel today, but visiting the National Automobile Museum (Harrah Collection) in Reno, Nevada, provides an appreciation of the old days, when cars were not quite so comfortable. *Photo courtesy of Reno News Bureau.*

Air Travel

Nearly 16 years after the airplane's first flight at Kitty Hawk, North Carolina, in 1903, regularly scheduled air service began in Germany. This was a Berlin–Leipzig–Weimar route, and the carrier later became known as Deutsche Lufthansa. Today, Lufthansa is a major international airline. The first transatlantic passenger was Charles A. Levine, who flew with Clarence Chamberlin nonstop from New York to Germany. The plane made a forced landing 118 miles from Berlin, their destination, which they reached on June 7, 1927. This was shortly after Charles Lindbergh's historic solo flight from New York to Paris.

The first U.S. airline, Varney Airlines, was launched in 1926 and provided scheduled airmail service. However, this airline was formed only 11 days before Western Airlines, which began service on April 17, 1926. Varney Airlines later merged with three other lines to form United Air Lines. On April 1, 1987, Western merged with Delta Air Lines. At first, only one passenger was carried in addition to the mail, if the weight limitations permitted. The first international mail route was flown by **Pan American Airways** from Key West, Florida, to Havana, Cuba, on October 28, 1927. Pan Am flew the first passengers on the same route on January 16, 1928. The trip took 1 hour 10 minutes, and the fare was \$50 each way.



Flight museums such as the Virginia Aviation Museum remind us what a short history the airplane has. *Photo by Cyane Lowdon, courtesy of the Science Museum of Virginia.*

The various U.S. airlines gradually expanded their services to more cities and international destinations. During World War II, their equipment and most staff were devoted to war service. Development of the DC-3 and the Boeing 314A transoceanic Clipper in the early 1940s established paying passenger traffic and brought about much wider acceptance of air travel. The jet engine, invented in England by Frank Whittle, was used on such military planes as the B-52. The first American commercial jet was the Boeing 707. The first U.S. transcontinental jet flight was operated by American Airlines on January 25, 1959, from Los Angeles to New York City, and the jumbo jet era began in January 1970, when Pan American World Airways flew 352 passengers from New York to London using the new Boeing 747 equipment.

The Concorde ushered in the era of supersonic flight. The Concorde was a product of a joint British-French venture. A prototype was unveiled in 1967, and the jet made its first test flight in 1969. The Concorde was a marvel of engineering and design. The white bird with its distinctive tilted needle nose and broad wingspan was an icon of the modern world. The Concorde traveled at 1,350 miles per hour, twice the speed of sound. It flew at 60,000 feet, almost twice as high as other commercial jets. Probably no other civilian aircraft has captured the imagination of the traveling public as the Concorde.

The Concorde carried passengers for the last time on Friday, October 24, 2003, when British Airways retired its fleet. Air France retired its fleet of Concorde on

May 31, 2003. Thus, after thirty-four years, a chapter in supersonic aviation ended. This marked the first time in aviation history that a major innovation was retired without a more advanced technological product replacing it.

British Airways has its fleet of Concorde on display. They are to be found in the United States at the Museum of Flight in Seattle and the Intrepid Sea, Air and Space Museum in New York; in Britain at Airbus UK in Filton, near Bristol, at Manchester Airport, at Heathrow Airport, and at the Museum of Flight near Edinburgh; and in Barbados, at Grantley Adams Airport in Bridgetown.

Because of its speed, comfort, and safety, air travel is the leading mode of public transportation today, as measured in revenue passenger miles (one fare-paying passenger transported one mile).

ACCOMMODATIONS

The earliest guest rooms were parts of private dwellings, and travelers were hosted almost like members of the family. In the Middle East and in the Orient, caravansaries and inns date back to antiquity. In more modern times, first the stagecoach and then railroads, steamships, the automobile, motorcoach, and airplane expanded the need for adequate accommodations. The railroad brought the downtown city hotel, the automobile and motorcoach brought the motel, and the airplane led to the boom in accommodations within or near airports. Housing, feeding, and entertaining travelers is one of the world's most important industries.

CHRONOLOGIES OF TRAVEL

Herein are two chronologies of travel: (1) a chronology of ancient migrations, early explorers, and great travelers, and (2) a chronology of travel arrangers of their business and their suppliers. The selected travelers and explorers not only made remarkably long and arduous journeys to little-known (and often mistaken) places, but also wrote vivid descriptions or had scribes write for them. They faced sometimes unbelievably difficult, often dangerous, and occasionally fatal hardships.

The comfortable and pleasant (even sometimes inspiring) traveling facilities of today are truly a tribute to the development of modern technology, design, and engineering.

CHRONOLOGY OF ANCIENT MIGRATIONS, EARLY EXPLORERS, AND GREAT TRAVELERS

- 1 million years ago** *Homo erectus* originates in eastern and southern Africa; makes extensive migrations north to the Middle East and to Asia.
- 350,000 years ago** Early *Homo sapiens* evolves from *H. erectus*; dwells in Africa, Europe, and Asia.

50,000–30,000 years ago Anatomically modern man, *H. sapiens*, evolves and expands into Australia from southeastern Asia and into northeastern Asia.

15,000 years ago Upper Paleolithic people cross into northern latitudes of the New World from northeast Asia on a land bridge.

B.C.E.

4000 Sumerians (Mesopotamia, Babylonia) invent money, cuneiform writing, and the wheel; also, the concept of a tour guide.

2000–332 Phoenicians begin maritime trading and navigating over the entire Mediterranean Sea area. They may possibly have sailed as far as the British Isles and probably along the coast of western Africa and to the Azores.

1501–1481 Queen Hatshepsut makes the journey from Egypt to the land of Punt, believed to be an area along the eastern coast of Africa.

336–323 Alexander the Great leads his army from Greece into Asia, crossing the Hindu Kush mountains (Afghanistan–Kashmir area), and to the Indus River.

C.E.

500 Polynesians from the Society Islands sail to Hawaii, a distance of over 2000 miles.

800–1100 Vikings establish trade and explore Iceland, Greenland, and the coast of North America.

1271–1295 Marco Polo, a Venetian merchant, travels to Persia, Tibet, the Gobi Desert, Burma, Siam, Java, Sumatra, India, Ceylon, the Siberian Arctic, and other places.

1325–1354 Ibn Battutah, the “Marco Polo of Islam,” a Moroccan, makes six pilgrimages to Mecca; also visits India, China, Spain, and Timbuktu in Africa.

1492–1502 Christopher Columbus explores the New World, including the Bahamas, Cuba, Jamaica, Central America, and the northern coast of South America.

1497 John Cabot, an Italian navigator, sailing from Bristol, England, discovers North America at a point now known as Nova Scotia.

1513 Vasco Núñez de Balboa, a Spanish explorer, discovers the Pacific Ocean.

1519 Ferdinand Magellan sails west from Spain to circumnavigate the globe. He is killed in the Philippines, but some of his crew complete the circumnavigation.

1540–1541 Francisco Vásquez de Coronado, a Spanish explorer, seeks gold, silver, and precious jewels (without success) in what is now Arizona, New Mexico, Texas, Oklahoma, and other areas of the American Southwest.

1602 Bartholomew Gosnold, English explorer and colonizer, navigates the eastern coast of the (now) United States from Maine to Narragansett Bay; discovers and names Cape Cod. In 1606, his ship carries some of the first settlers to Virginia.

Prague, in the Czech Republic, has become one of the most popular destinations in Eastern Europe since the fall of the Iron Curtain in the early 1990s.
Copyright © Corbis Digital Stock.



- 1768–1780** James Cook, an English naval officer, explores the northeastern coast of North America, and in the Pacific discovers New Caledonia, New Zealand, Australia, and Hawaii. He is killed in Hawaii.
- 1784–1808** Alexander Mackenzie, a Scot, makes the first overland exploration across North America north of Mexico; discovers the river now named for him, which flows into the Arctic Ocean, and the Fraser River, which discharges into the Pacific.
- 1804–1806** Meriwether Lewis and William Clark, Americans, lead an expedition that opens the American West, discovering the Columbia River and traveling to the Pacific coast.
- 1860–1863** John H. Speke, an Englishman, discovers the source of the Nile River to be the Victoria Nile flowing out of Ripon Falls, issuing from the north shore of Lake Victoria.
- 1925–1934** William Beebe, American underwater explorer and inventor, develops the bathysphere and dives to 3034 feet offshore Bermuda.
- 1951–1955** Elizabeth Marshall Thomas, an American, explores the Kalahari Desert in central Africa.

- 1969** Neil Armstrong, Edwin Aldrin, Jr., and Michael Collins, American astronauts, make their pioneering journey to the moon in the Saturn V space vehicle. First Armstrong and then Aldrin step out of the lunar module onto the moon's surface. Collins continues to pilot the command and service module, which later joins with the lunar module for their return to Earth.

CHRONOLOGY OF TRAVEL ARRANGERS, THEIR BUSINESSES, FACILITIES, EQUIPMENT, AND SUPPLIERS

B.C.E.

- 2000** Caravansaries (inns) are established in the Near East and the Orient in ancient times. Located on caravan routes, they provide overnight rest needs for travelers and traders and for their donkeys and camels. These people travel in groups for mutual assistance and defense.
- 776** Greeks begin travels to the Olympic Games. Subsequently, the games are held every four years.

C.E.

- 500–1450** During Europe's Middle Ages, a royal party in unfamiliar territory sends out a harbinger to scout the best route, find accommodations and food, then return to the group as a guide.
- 1605** The hackney coach is introduced in London.
- 1801** Richard Trevithick, in England, perfects a steam locomotive capable of pulling heavy railcars.
- 1815** John L. McAdam and Thomas Telford, Britishers, invent all-weather roads, subsequently with a bituminous top.
- 1822** Robert Smart of Bristol, England, starts booking passengers on steamships sailing to Ireland.
- 1826–1840** Railroads begin service in the United States, first hauling minerals such as coal and, later, passengers.
- 1829** The Tremont House opens in Boston, the first "modern" hotel.
- 1830** The first passengers are carried by rail in England.
- 1838** Stendhal, the pseudonym of Marie-Henri Beyle of France, writes *Mémoires d'un touriste*, believed to be the first disseminated printed use of the French word *tourist*.
- 1841** Thomas Cook organizes a special excursion train carrying 570 passengers from Leicester to Loughborough, England, a trip of 12 miles.
- 1850** Thomas Bennett, secretary to the British consul general in Oslo, Norway, sets up a "trip organizer" business as a sideline. He provides individual pleasure travel itineraries and other services.
- 1873** The American Express Company is created by joining the original American Express Company formed in 1850 with the Wells Fargo Company, founded in 1852.

- 1902** The American Automobile Association (AAA) is founded in Chicago.
- 1903** Wilbur and Orville Wright make the first successful gasoline-powered airplane flight at Kitty Hawk, North Carolina.
- 1908** Henry Ford introduces the famous Model T automobile.
- 1918** Deutsche Lufthansa provides the first scheduled air passenger service from Berlin to Leipzig and Weimar.
- 1920** The U.S. road system begins great improvement.
- 1926** Varney Airlines and Western Airlines become the first airlines in the United States.
- 1927** Charles A. Lindbergh flies solo from New York to Paris nonstop.
- 1927** Charles A. Levine becomes the first transatlantic passenger, flying from New York to within 118 miles of Berlin, his destination, because of a forced landing.
- 1927** Pan American Airways flies first international commercial mail flight from Key West, Florida, to Havana, Cuba.
- 1928** Pan Am flies first passenger flight on the same route.
- 1931** The American Society of Steamship Agents is founded in New York.
- 1936** The Air Transport Association (ATA) is formed in Chicago.
- 1939** Frank Whittle, an Englishman, develops the first jet engine capable of powering a full-size airplane.
- 1944** The American Society of Travel Agents (ASTA) is founded from the American Society of Steamship Agents.
- 1945** End of World War II and the beginning of the era of mass tourism.
- 1951** Founding of Pacific Asia Travel Association (PATA) in Honolulu, Hawaii.
- 1952** The U.S. Congress creates the National System of Interstate Highways.
- 1954** Great Britain produces the Comet, the first passenger jet plane.
- 1958** The Boeing Commercial Airplane Company produces the B-707, the first commercial jet plane built in the United States.
- 1959** American Airlines flies the first transcontinental B-707 flight from Los Angeles to New York.
- 1961** The U.S. Congress creates the U.S. Travel Service.
- 1964** American Airlines inaugurates the SABRE computerized reservation system (CRS).
- 1970** Pan American World Airways flies the first Boeing 747 "jumbo jet" plane with 352 passengers from New York to London.
- 1978** British Airways and Air France begin passenger service on the supersonic Concorde airplane. The U.S. Airline Deregulation Act is passed.
- 1990** Fall of the Berlin Wall.
- 1994** The "age of travel," wherein the most complex trip can be planned and arranged by a single phone call from the traveler; might involve numerous airlines, a cruise ship, sightseeing tours, a local rental car, other ground services, and entertainment—all reserved by amazing computerized reservation systems worldwide, the entire trip, except for incidentals, paid for by a single credit card.

- 1994** The “Chunnel” undersea railway opens, providing rail travel under the English Channel between England and France.
- 1995** Delta Air Lines introduces commission caps, putting a ceiling on payments to travel agents for domestic tickets. Denver International Airport (DIA) opens as the first new U.S. airport in 20 years.
The first White House Conference on Travel and Tourism is held.
- 1996** Alaska Airlines becomes the first carrier to accept online bookings and take payment through a Web site on the Internet.
- 1998** Hong Kong opens new \$20 billion airport.
- 2001** Dennis Tito takes the world’s first paid space vacation.
- 2003** The Concorde is retired.
- 2006** Anousheh Ansari is the first woman to take a paid space trip.
- 2007** Singapore Airlines launched the Airbus A380 in commercial service.

SUMMARY

Early explorers, traders, and shippers laid the groundwork upon which our modern age of travel is based. Human needs to arrange trips and facilitate movements have not changed over the ages: building roads, vehicles, and ships and providing overnight rest accommodations go back into antiquity. The brave explorers who went into the unknown made available to their contemporaries knowledge of what the world was really like.

Over the centuries, inventions such as the sandglass to measure time, the “log” line to measure distance, and the compass to gauge direction made possible successful sea exploration. The roads of early Persia and those of the Roman Empire were used for exploration, for military purposes, for transporting tribute, and for pleasure trips and recreation.

Subsequent inventions of better roads, stagecoaches, passenger railroads, passenger ships, automobiles, motorcoaches, and airplanes created an ever speedier and more pleasant means of travel. Hotels and inns became more commodious and comfortable, with the added convenience of location, services, and appointments.

However, the conditions for an ever-expanding tourism market are little different now than from Roman times. Tourism will flourish if prospective travelers are convinced that they will be safe and comfortable and well rewarded by their trip. When the Roman Empire declined, tourism declined. The wealthy class was reduced, roads deteriorated, and the countryside was plagued by bandits and scoundrels. Today, wars, unrest, and terrorism are similarly detrimental to tourism. Peace, prosperity, effective marketing, and reasonable travel costs remain the essential ingredients needed for the universal growth of travel.

KEY CONCEPTS

accommodations	Egyptian	Romans
air travel	European	Silk Road
American Express	Grand Tour	stagecoaches
Americans	Greeks	Sumerians
attractions	Olympic Games	Thomas Bennett
automotive travel	Pan American Airways	Thomas Cook
classical world	Phoenicians	travel agents
early beginnings	Polynesians	water travel
early roads	rail travel	
early ships	Robert Smart	

INTERNET EXERCISES

The Internet sites mentioned in this chapter plus some selected additional sites are listed for your convenience on the companion Web site for this book, www.wiley.com/college/goeldner.

ACTIVITY 1

Site Name: The National Amusement Park Historical Association

URL: <http://www.napha.org>

Background Information: The National Amusement Park Historical Association (NAPHA) is an international organization dedicated to the preservation and enjoyment of the amusement and theme park industry—past, present, and future.

Exercises

- Trace the evolution of the amusement park from medieval Europe to the present day.
- What is the prognosis for the amusement park industry in the United States today?

ACTIVITY 2

Site Name: National Trust for Historic Preservation

URL: <http://www.nationaltrust.org>

Background Information: The National Trust for Historic Preservation is a privately funded non-profit organization that provides leadership, education, and advocacy to save America's diverse historic places and revitalize our communities.

Exercises

- What are National Trust Historic Sites?
- Where does the National Trust get its operating funds?
- Does the National Trust decide which buildings are historic?

 **QUESTIONS FOR REVIEW AND DISCUSSION** 

1. Of what value is learning the fundamentals of tourism's long history?
2. Do today's travelers have motivations and concerns similar to those of travelers who lived during the classical era?
3. What were the principal travel impulses of such early sea explorers as Columbus, Cabot, Balboa, Magellan, and Gosnold?
4. Give some examples of how guides operated in early tourism. Why were they so important? Are their functions the same today? Their ethics? (When discussing, include tour escorts.)
5. Describe the parallels that exist between tourism in Roman times and that of today.
6. Why have the Olympic Games survived since 776 B.C.E.?
7. In the twenty-first century, how consequential for the international traveler is an ability in foreign languages?
8. Can one's money be converted to that of any other country?
9. What countries use the euro for currency?
10. Are museums, cathedrals, and art galleries really important to most visitors? Provide some outstanding examples.
11. How significant were religious motivations in early travel? Do these still exist? Examples?
12. Early religious houses such as churches and monasteries often accommodated travelers. Give reasons for this.
13. What, if any, were the impacts of Marco Polo's writings on the growth of travel by Europeans during the Renaissance (fourteenth through sixteenth centuries)?
14. Specifically, why did travel by rail supersede that by stagecoach?
15. Are medical and health travel motivations still important?
16. Describe ancient tourist attractions. How significant are they now?
17. Why has air travel become the primary mode for middle- and long-distance trips?
18. Who was the first travel agent, and what services did he provide? The first rail passenger agent? Tour operator? Steamship agent?
19. How have computerized reservations systems (CRSs) aided travel agencies and the traveler?
20. What will travel be like twenty years from now?

CHAPTER 3

Career Opportunities

LEARNING OBJECTIVES

- Evaluate future job opportunities in the tourism field.
- Learn about the careers available.
- Discover which careers might match your interests and abilities.
- Know additional sources of information on careers.



An airline employee checking in air travelers. Copyright © Corbis Digital Stock.

INTRODUCTION

Every student eventually must leave the college or university campus and seek a career-oriented job. This is a difficult decision-making time, often filled with doubt as to what goals or ambitions should be pursued. Coming face to face with the problem of getting a first major career-oriented job is a challenging task. You are marketing a product—yourself—and you will have to do a good job of communicating to convince a prospective employer that you have the abilities needed and that you will be an asset to the organization.

JOB FORECASTS

The World Travel and Tourism Council (WTTC) estimates that in 2008, there were over 238.2 million people worldwide, some 8.4 percent of the total workforce, employed in jobs that exist because of the demand generated by tourism. While tourism contributes to gross domestic product (GDP), capital investment, employment, foreign exchange, and export earnings, it is the job-creation capacity of tourism that is its most significant feature. By 2018, WTTC forecasts that there will be 296.2 million people around the globe having jobs created by tourism, accounting for 9.2 percent of total employment, or 1 in every 10.8 jobs.

Consequently, tourism is one of the world's fastest-growing industries. Employers are worried that they may not be able to find enough employees to fill open positions. Tourism is a growth field that will continue to offer great opportunities.

JOB REQUIREMENTS

Are you suited to work in the tourism field? Do you like working with people? Can you provide leadership? Would you be genuinely concerned for a customer's comfort, needs, and well-being even if the customer might be rude and obnoxious? If you can answer in the affirmative, you can find a place in this industry. You have to like to do things for other people and work helpfully with them. If not, this is not the industry for you. Courtesy comes easily when customers are pleasant and gracious. But a great deal of self-discipline is required to serve every type of person, especially demanding or indecisive ones. In tourism, the customer might often change his or her mind. This requires patience and an unfailingly cheerful personality.

You must also ask if you have the physical stamina required to carry out many of the jobs available. It is difficult to work long hours on your feet or to work in a hot, humid, or cold environment. You might be involved in the pressure of a crush of people, such as at an airline ticket counter. A travel agency counselor must have keen vision, excellent hearing, and well-endowed nerves. A large-resort manager is



One of the best jobs in tourism is to serve as the head of a state/provincial tourism office. Shown here is Kim McNulty, director of the Colorado State Tourism Office. *Photo by author.*

constantly required to deal with sophisticated budgeting and investment decisions. The chief executive officer (CEO) of a major convention and visitors bureau must provide leadership to and coordinate the efforts of a very diverse membership. Try to evaluate your physical and mental attributes and skills to determine if you can perform.

To enhance your chances of getting a job and deciding if you would like it, visit several types of tourist-related organizations. Watch the activities being performed. Talk to managers, supervisors, and employees. Try to obtain an internship. Work experience means a great deal. Once you have had work experience, you can utilize those skills in a wide variety of tourism enterprises in any number of locations around the world.

CAREER POSSIBILITIES

Tourism today is one of the world's largest industries. It is made up of many segments, the principal ones being transportation, accommodations, food service, shopping, travel arrangements, and activities for tourists, such as history, culture, adventure, sports, recreation, entertainment, and other similar activities. The businesses that provide these services require knowledgeable business managers.

Familiarity with tourism, recreation, business, and leisure equips one to pursue a career in a number of tourism-related fields. Tourism skills are critically needed, and there are many opportunities available in a multitude of fields.

Because tourism is diverse and complex and each sector has many job opportunities and career paths, it is virtually impossible to list and describe all the jobs one might consider in this large field. However, as a student interested in tourism, you could examine the following areas, many of which are discussed in more detail in Chapters 5 to 8.

Tourism Technology

Opportunities for technology jobs permeate the tourism industry at virtually every level. While information technology has always been important in the field, its importance increases as the variety of new devices and improvements on existing ones appear. For instance, application of advanced information technology to provide tourist information via navigation systems or PDAs (personal digital assistants) is growing.

Consequently, additional technical manpower will continue to be needed for tourism managers to achieve the best results. People skilled in web technologies, user interface, modules, database management, programming, business intelligence, business analysis, market research, and computer graphics are among those who can look forward to opportunities in the industry.

In addition to information technology, a number of new tourism products have emerged as tourism technology combines with other industries. These include medical tourism, educational tourism, agricultural tourism, marine tourism, and space tourism.

Another technology creating tourism jobs is the Global Positioning System (GPS). GPS has become a widely used aid to navigation worldwide, and is also a useful tool for mapmaking, land surveying, and commerce. Indeed, there is hardly a field that is not employing GPS; its many capabilities are applied by scientists, pilots, military troops, hikers, bikers, business travelers, vacationers, off-road adventurers, mariners, fishermen, hunters, and balloonists, to cite a few. Visit <http://www.garmin.com> for more information.

Airlines

The airlines are a major travel industry employer, offering a host of jobs at many levels, ranging from entry level to top management, including reservation agents, flight attendants, pilots, flight engineers, aircraft mechanics, maintenance staff, baggage handlers, airline food service jobs, sales representatives, sales jobs, computer specialists, training staff, office jobs, clerical positions, ticket agents, and research jobs. Because airlines have to meet safety and other requirements, opportunities also exist with the Federal Aviation Administration (FAA). The FAA hires air traffic controllers and various other specialists. Airports also use a wide range of personnel, from parking attendants



People in tourism tend to enjoy their work. The opportunity to service visitors on vacation or on family outings is more satisfying than many other forms of employment. *Photo courtesy of The Broadmoor.*

to airport managers. Other policy and air safety-related jobs are available with associations such as the Air Transport Association.

Bus Companies

Bus companies require management personnel, ticket agents, sales representatives, tour representatives, hostesses, information clerks, clerical positions, bus drivers, personnel people, and training employees.

Cruise Companies

The cruise industry is the fastest-growing segment of the tourism industry today. Job opportunities include those for sales representatives, clerical workers, market researchers, recreation directors, and CEOs. Because of their similarity in operations, the cruise industry has many of the same jobs as the lodging industry.

Railroads

Passenger rail service in the United States is dominated by Amtrak and in Canada by Via Rail. In Europe, Japan, and elsewhere, rail passenger transportation is much more developed and widespread, offering greater opportunities than in North America. Railroads hire managers, passenger service representatives, traffic analysts, marketing managers, sales representatives, reservations clerks, information specialists, conductors, engineers, coach and lounge car attendants, and station agents.

Rental Car Companies

With increased pleasure air travel and the growth of fly/drive programs, rental car companies are becoming an ever more important segment of the travel industry. This sector of tourism employs reservation agents, rental sales agents, clerks of various kinds, service agents, mechanics, and district and regional managers.

Hotels, Motels, and Resorts

The range of jobs in hotels and motels is extremely broad. The following list is representative: regional manager, general manager, resident manager, comptroller, accountants, management trainees, director of sales, director of convention sales, director of personnel, director of research, mail clerks, room clerks, reservation clerks, front-office manager, housekeepers, superintendent of service, bellhops, lobby porters, doormen, maids, chefs, cooks, kitchen helpers, storeroom employees, dishwashers, waiters, bartenders, apprentice waiters, heating and air-conditioning personnel, maintenance workers, engineers, electricians, plumbers, carpenters, painters, and laundry workers.

Resorts tend to have the same jobs as those mentioned for hotels and motels; however, larger resorts will have greater job opportunities and require more assistants in all areas. Resorts also have a number of additional job opportunities in the areas of social events, entertainment, and recreation, such as for tennis and golf pros. At ski resorts there will be ski instructors, members of a safety patrol, and so on. The American Hotel and Lodging Association has launched the AH&LA Online Career Center, which lists open positions in the lodging industry. Visit their Web site at <http://www.ahla.com/careers>.

Global Distributions Systems and Online Companies

There are currently four large global distributions systems (GDSs) and a number of smaller ones. GDSs are computer reservation systems which sell tickets for multiple airlines, book hotels, reserve rental cars, and conduct other transactions related to travel.



A 5-star resort like The Broadmoor in Colorado Springs provides a wide range of managerial job opportunities in attractive surroundings. *Photo courtesy of The Broadmoor.*

The big four are Amadeus, Sabre, Galileo, and Worldspan. They own some of the largest online travel companies providing thousands of jobs. For example, Sabre has over 6,800 employees and also owns Travelocity. Other large online agencies are Expedia, Orbitz, Priceline, CheapTickets, and Hotwire. In addition, there are many smaller companies providing services ranging from search to purchase. Some representative job titles are principal IT strategist, senior software design engineer, network engineer, IT voice network engineer, director of software development, senior software design engineer, database developer, senior manager of strategy and marketing, market manager, sales manager, director of customer care, customer service quality director, customer service representative, marketing analyst, account manager, global recruiter, art director, fraud analyst, financial analyst, customer analyst, merchandising analyst, lodging operations manager, product manager, corporate counsel, and call center representative.

Travel Agencies

Travel agencies range from very small to very large businesses. There exist both online travel agencies and the traditional brick-and-mortar agencies. The smaller businesses are very much like any other small business. Very few people carry out all the

 GLOBAL INSIGHT 

Top 10 Things Tourism Employees Like about Their Jobs

- 1. Variety.** Person after person said how much they enjoyed the variety in their jobs. Every day is different. “I rarely have a boring day,” a lot of them said. “There is never a dull moment,” others agreed. Tourism offers many different challenges. Most employees were grateful not to be stuck in a routine, predictable job.
- 2. Dealing with people.** Tourism employees enjoyed the opportunity to meet and deal with people from all over the world. Many felt good when they knew they had helped or entertained this diverse group of customers.
- 3. Working with other tourism employees.** Employees praised their fellow employees. People in tourism, they said, tend to be dynamic, interesting, and upbeat. Many people liked the fact that tourism had a lot of younger employees. Some 50 percent of the employees in the tourism industry fall within the fifteen- to twenty-four-year age group.
- 4. Opportunities.** Because the industry is growing, employees said, there are so many different types of jobs and opportunities in the tourism industry. It is possible, they said, to get experience in many different kinds of tourism. There are lots of career paths available. There are so many opportunities to learn new skills.
- 5. Advancement potential.** Employees were also enthusiastic about the opportunities for relatively quick advancement in tourism. If you work hard, they said, you can move up to the next level faster than you could in many other industries.
- 6. Developing global skills.** Another positive was the fact that your tourism skills are transferable all around the world. Once you have experience, employees said, you can work in many different parts of the world.
- 7. Easy to get started.** Many tourism employees were grateful at the ease of getting an entry-level job in tourism. “You don’t need postsecondary school education. It is desirable, however, to get tourism training and education if you want to build a career in tourism.”
- 8. Training opportunities.** At the same time, employees were pleased that there were many tourism training and educational programs available to expand their knowledge about the industry. Many of these can be pursued part time while you are working.
- 9. Tips!** Many tourism employees were happy to supplement their income with tips. They enjoyed being able to influence their tip amount by providing good service.
- 10. Creativity.** A great variety of tourism jobs, they said, allow you to think on your feet and be creative.

SOURCE: Canadian Tourism Human Resource Council.

DISCUSSION QUESTIONS

1. Which one of the 10 things is the most appealing to you when considering job opportunities?
2. How important is the factor “enjoy working with people” in tourism?

business operations, and jobs include secretarial, travel counseling, and managerial activities. In large offices, job opportunities are more varied and include branch manager, commercial account specialists, domestic travel counselors, international travel counselors, research directors, and advertising managers. Trainee group sales consultants, accountants, file clerks, sales personnel, tour planners, tour guides, reservationists, group coordinators, trainees, operations employees, administrative assistants, advertising specialists, and computer specialists are other possibilities.

Tour Companies

Tour companies offer employment opportunities in such positions as tour manager or escort, tour coordinator, tour planner, publicist, reservations specialist, accountant, sales representative, group tour specialist, incentive tour coordinator, costing specialist, hotel coordinator, office supervisor, and managerial positions. Often a graduate will begin employment as a management trainee, working in all the departments of the company before a permanent assignment is made.

Food Service

Many job opportunities are available in the rapidly growing food service industry, such as headwaiters, captains, waiters and waitresses, bus persons, chefs, cooks, bartenders, restaurant managers, assistant managers, personnel directors, dieticians, menu planners, cashiers, food service supervisors, purchasing agents, butchers, beverage workers, hostesses, kitchen helpers, and dishwashers. In addition, highly trained managers having a strong background in this sector are required to oversee the development and performance of large restaurant chains.

Tourism Education

As global tourism continues to grow, the need for training and education grows. In recent years, many colleges and universities have added travel and tourism programs, existing programs have expanded, vocational schools have launched programs, trade associations have introduced education and certification programs, and private firms have opened travel schools. There are job opportunities for administrators, teachers, professors, researchers, and support staff.

Tourism Research

Tourism research consists of the collection and analysis of data from both primary and secondary sources. The tourism researcher plans market studies, consumer surveys,



Professional chefs find great satisfaction in creating tasty, nutritious, and virtually irresistible food items.

Photo courtesy of Doral Golf Resort and Spa.

and the implementation of research projects. Research jobs are available in national tourism offices, state/provincial travel offices, and private firms.

Travel Communications

A number of opportunities are available in travel writing for editors, staff writers, and freelance writers. Most major travel firms need public relations people who write and edit, disseminate information, develop communication vehicles, obtain publicity, arrange special events, do public speaking, plan public relations campaigns, and so on. A travel photographer could find employment in either public relations or travel writing. Television is a medium with increasing opportunities. The Internet has become a major communication medium for the travel industry and provides job opportunities.

Recreation and Leisure

Jobs in recreation and leisure are enormous. Some examples are activity director, aquatics specialist, ski instructor, park ranger, naturalist, museum guide, handicapped-program planner, forester, camping director, concert promoter, lifeguards, tennis and golf instructors, coaches for various athletic teams, and drama directors. Many recreation workers teach handicrafts. Resorts, parks, and recreation departments often employ recreation directors who hire specialists to work with senior citizens or youth groups, to serve as camp counselors, or to teach such skills as boating and sailing. Management, supervisory, and administrative positions are also available.

Attractions

Attractions such as amusement parks and theme parks are a major source of tourism employment. Large organizations such as Disney World, Disneyland, Six Flags, Europa-Park,



Club Med (Mediterrannée) is a vacation concept that has flourished over many years. Started in 1950, the first village opened on the Spanish island of Mallorca. "The Club Med Experience," unique when it began, saw each resort (or village) provide an extensive list of services and activities in a single package. As such, all lodging, food, and facilities were included in the price charged. The sailboat shown is but one example of the high-class facilities available to all "Gentils Membres" (guests). While Club Med originally focused on the "young singles" market, it later changed its emphasis to families as the composition and lifestyles of the "boomer" market evolved. *Photo courtesy of Club Med.*

PROFILE



DAWN DREW
Vice President, Publisher
National Geographic Traveler

Dawn Drew joined the National Geographic Society as advertising director of *National Geographic Traveler* magazine in December 1994. During her nine years with the Society, she has been promoted twice, first to publisher of *Traveler* in 1998 and two years later to vice president.

During her tenure at the Society, Dawn has led the magazine to multiple years of advertising page and revenue growth. She has also overseen the development of a national sales staff and the successful transition from *Traveler's* bimonthly status to publication eight times a year with several brand extensions. Examples of some of the magazine's achievements include:

- Publication of its largest issues in both ad pages and revenue
- Publication of its first newsstand edition, "Discover Europe"
- Selected as one of *AdWeek's* "Hot List" publications two years in a row
- Publication of *National Geographic Traveler On Campus*, an edition sent to nearly 1 million college students interested or involved in study abroad programs and education travel

- Publication of *National Geographic Traveler* Special Supplements, in-book editorial supplements that focus on a single destination from a cultural perspective
- Creation of *National Geographic Traveler* Destination Immersion Programs, local market events that allow the general public consumers and readers of *Traveler* magazine to "sample" a destination via seminal experiences with food and wine tastings, photo gallery exhibitions, live photography presentations, and live music concerts featuring artists from around the globe

In addition to her publishing responsibilities for the magazine, Dawn has remained active in the travel industry. Since 1996, she has served as a member of the Travel Industry Association (TIA) board of directors, has been chair of the research committee for three consecutive years, is currently chair of the marketing committee, has held officers' positions for five years, and is currently the second vice chair of the organization. In 2009, Dawn will become national chair of the TIA, the first magazine publisher ever to hold that post.

During her tenure as chair of the research committee, *National Geographic Traveler* successfully collaborated with the TIA research division to produce a landmark study, "Geo-Tourism," the first major piece of research to examine the awareness and travel habits of Americans with regard to sustainable tourism. An updated version of this study was introduced in October 2007 at the TIA Marketing Outlook Forum.

An active member of the Pacific Asia Tourism Association (PATA), Dawn is a member of the board of directors, the originator and first chair of the Sustainable Tourism Committee, and was recently elected to serve on the Industry Council with 50 members of government in the PATA region.

Dawn has also been a member of the board of advisors for the Prince of Wales' International Business Leaders Forum based in London. Through this association, she worked with a number of travel companies, such as Marriott, British Airways, and Mandarin Oriental, to form

the International Travel Partnership in sustainable tourism initiatives.

Dawn began her career in publishing as an editorial intern at *Newsweek* magazine, working for the back-of-the-book departments such as “cinema” and “book reviews.” A move to a public relations firm, Circulation Experti, enabled Dawn to use her writing skills and learn the PR business, which allowed her to break into the promotion and marketing side of the publishing business.

The proving ground for Dawn was *W* magazine, where she was first promotion manager and then director of marketing for four years. She then moved on to a similar position at the *Atlantic Monthly* and subsequently into ad sales at another title.

Dawn spent eight formative career years at the New York Times Magazine Group, where she worked her way up from a sales position at *Golf Digest* to sales management positions at *Tennis* and *McCall's* magazines.

Much of the success and growth at *Traveler* stem from the leadership role the magazine has assumed within its core industry, along with its solid positioning as the only consumer magazine published that addresses the practical needs of the frequent traveler by covering “all travel, all the time.” The activities, commitment, and interest in travel have generated an audience of more than 7 million readers, millions of dollars in revenue for the magazine, increased its stature in the field, and provided access to very active experiential consumers.

In her off hours, Dawn enjoys photography, and hopes she will one day be discovered by the National Geographic Society. She enjoys gourmet cooking and is an avid magazine reader.

A graduate of Tufts University, where she majored in political science and international law, Dawn has maintained a keen interest in world affairs and is proficient in French and Spanish. An avid traveler, she

has been to many parts of Asia, the Caribbean, Europe, the South Pacific, and North America, both for pleasure and as part of her job responsibilities at *Traveler*.

THE FUTURE OF TRAVEL

We need no crystal ball to show that the future of travel clearly lies in our ability to adhere to the basic concept of sustainable travel, or what we at the National Geographic Society call geotourism: travel that sustains or enhances the geographical character of the place being visited—its environment, culture, heritage, and the well-being of its residents.

Geotourism elevates the discussion above going “green” and considers the people and the place that are essential to the travel experience along with the environment. It is a shared responsibility among the two factions that create the tourism product and the group that builds the demand for that product.

The first faction, local residents and governments must make the choice not to “sell out” to tourism and sacrifice what is unique about their destination, and above all else keep it clean. Next, travel businesses, both large and small, must act as leaders in purveying experiences that are culturally and historically authentic so that destinations may celebrate what is indigenous to their location. Businesses, also at the forefront in protecting and preserving historic and natural settings and the environment, must share in this responsibility. Finally, and possibly most important: the generator of demand, the consumer. It is the traveler who gets to vote with his or her purchases to support the businesses that put these basic principles into practice and to use companies that demonstrate results and continually reinvest in the tourism products.

As an industry, it is critical to remember that travelers are looking for hospitality, not to feel like they are at home. If we homogenize cultures and destinations, the future of travel will be viewing places and people on a screen or a printed page rather than in the form of tangible, life-size experiences far from home.

Tivoli Gardens, and Sea World provide job opportunities ranging from top management jobs to clerical and maintenance jobs.

Festivals and Events

Festivals and events are one of the fastest-growing segments of the tourism industry. Event management is emerging as a field, is becoming more professional, and is providing a new source of job opportunities. Events are creating offices and moving them to year-round operation. The International Special Events Society (ISES) has a career center. Visit <http://www.careers.ises.com>.

Sports Tourism

Sports are popular throughout the world, with many sports teams and enterprises becoming big businesses and offering job opportunities in the management and marketing areas.

Tourist Offices and Information Centers

Numerous jobs are available in tourist offices and information centers. Many chambers of commerce function as information centers and hire employees to provide this information. Many states operate welcome centers. Job titles found in state tourism offices are director, assistant director, deputy director, travel representative, economic development specialist, assistant director for travel promotion, statistical analyst, public information officer, assistant director for public relations, marketing coordinator, communications specialist, travel editor, media liaison, media specialist, photographer, administrative assistant, information specialist, media coordinator, manager of travel literature, writer, chief of news and information, marketing coordinator, market analyst, research analyst, economist, reference coordinator, secretary, package tour coordinator, and information clerk.

Convention and Visitors Bureaus and Destination Management Organizations

As more and more cities enter the convention and visitor industry, employment opportunities in this segment grow. Many cities are devoting public funds to build convention centers to compete in this growing market. Convention and visitors bureaus require CEOs, managers, assistant managers, research directors, information specialists, marketing managers, public relations staff, sales personnel, secretaries, and clerks.

Meeting Planners

A growing profession is meeting planning. Many associations and corporations are hiring people whose job responsibilities are to arrange, plan, and conduct meetings.

Gaming

One of the fastest-growing sectors is gaming. Today, one is hard-pressed to find a state where gambling is not allowed or a gaming proposal is not in front of the state legislature. From riverboats to Indian reservations to land-based casinos, new destinations are being created. Casinos provide job opportunities ranging from managers to marketers to mechanics to clerical and maintenance jobs.

Other Opportunities

A fairly comprehensive list of career opportunities has been presented. Others that do not fit the general categories listed are club management, entertainment management, corporate travel departments, hotel representative companies, in-flight and trade magazines, and trade and professional associations.

CAREER PATHS IN TOURISM

In addition to considering one of the foregoing kinds of positions within a particular segment of the tourism sector, it is also useful to examine the various career paths that might be pursued. Because the tourism industry is so large and so diverse, it offers a broad range of challenging positions. While each of these positions offers its own unique opportunities and demands, people will find that the experience gained from working in a range of jobs in different subsectors of tourism can strengthen their understanding of the industry as a whole. Depending on one's career objectives, this broader understanding of tourism can be especially valuable when applying for certain types of positions. Examples include those in destination management organizations and national or provincial/state tourism offices.

To offer employees opportunities for growth and development, educators and personnel managers attempt continually to develop the concept of career paths in tourism. A schematic model illustrating the concept is shown in Figure 3.1. The fundamental premise of this general model is that people can pursue a variety of reasonably well-defined alternative routes, first through the educational system and subsequently through the industry itself. Based on the training and experience gained, combined with high-quality performance, a person can pursue a career path starting at different levels, with the ultimate goal of achieving the position of senior executive.

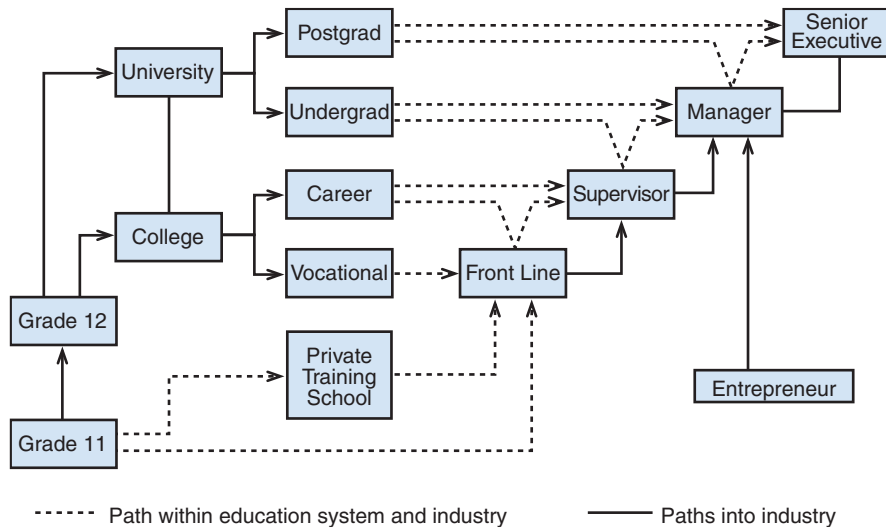


Figure 3.1
Career paths within the
tourism industry.

While not everyone will have the ability or will necessarily want to pass through all levels of the model, it does provide defined career paths for those who are interested. It also indicates what combination of training and experience is normally required to achieve various positions.

Although clearly an oversimplification, the career path model demonstrates that people may take a variety of routes in pursuing their careers at different levels within and across the various subsectors of tourism. The specific positions that will appeal to different people will, of course, vary according to their particular educational background and their occupational skills. The chosen career path will also reflect a person's values and interests. Just how the chosen occupation might reflect individual values and interest is shown in Figure 3.2. As indicated, front-line staff (entry level and operations) must like dealing with people and possess a strong interest in providing them with high-quality service. Supervisors, managers, and entrepreneurs must possess additional values and interests that enable them to face the challenges of change as they attempt to meet the needs of a demanding and ever-shifting marketplace.

INTERNSHIPS

One of the best ways to get the job you want is to have internship (cooperative education) experience. Internship opportunities abound in the tourism area. Most internship programs are designed to provide students the opportunity to (1) acquire valuable, hands-on experience to supplement their academic learning; (2) learn potential practical skills; (3) develop professionalism; (4) interact with segments of the local business community and develop an appreciation for the daily operation and

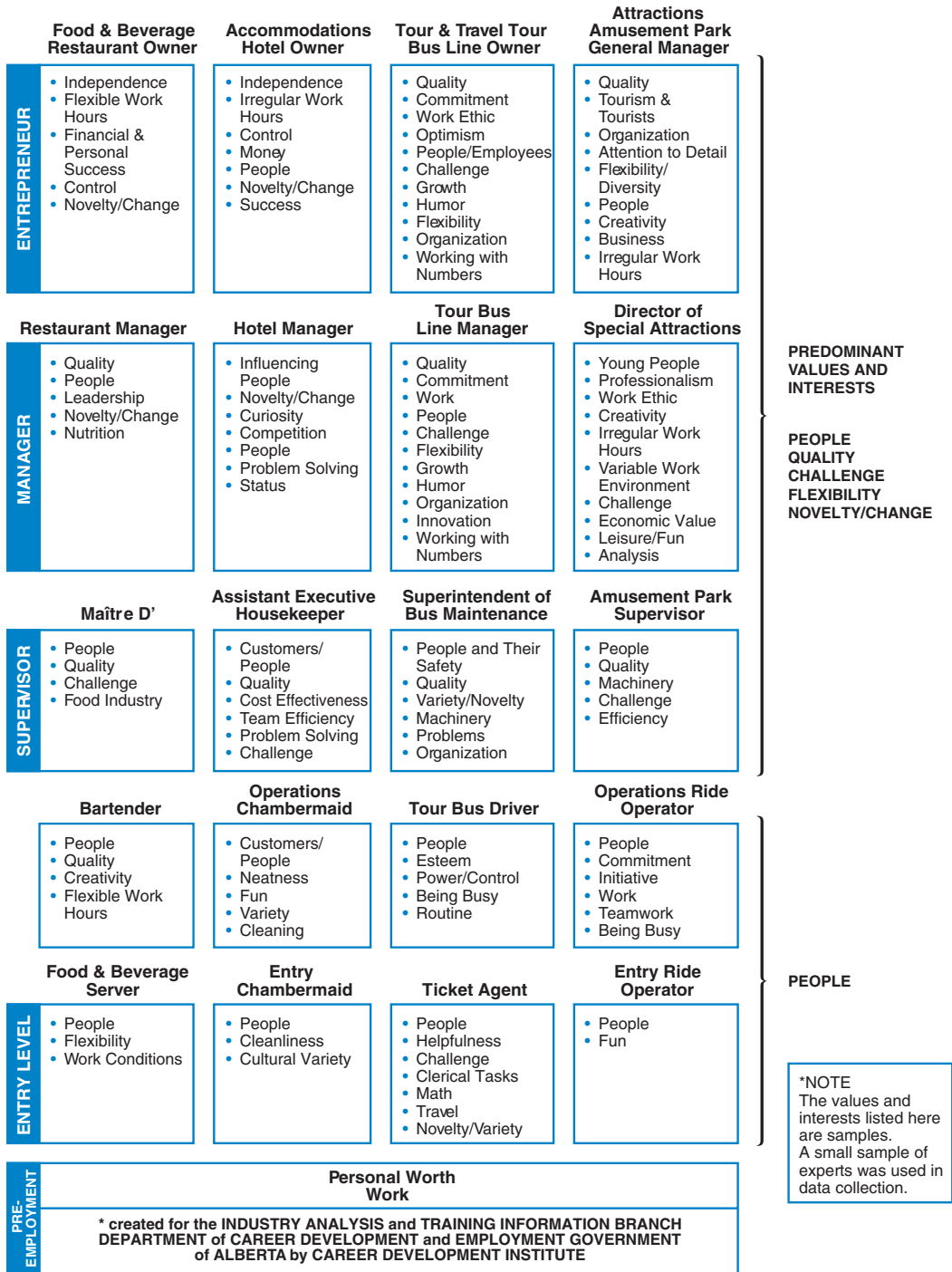


Figure 3.2 Career paths in tourism, sample occupations, values, and interests.



Zoos, aquariums, and parks are popular tourist attractions that provide entry-level jobs for youth and many professional opportunities as well. Zoos, in particular, are highly sophisticated operations—often involving such initiatives as species protection through genetic research. As such, they require highly trained professionals who are in high demand worldwide. *Photo courtesy of Naples Zoo.*

long-term strategic direction of a corporate or small business environment; and (5) develop a further understanding of their chosen field. Some examples of internship programs and sources of internships are Marriott, Hyatt, Disney, Universal Studios, Starwood, and the World Travel and Tourism Council (WTTC). The Marriott Lodging Internship Program is designed to stimulate student interest in hotel management and a career with Marriott International. Through the program, students gain practical work experience necessary to pursue a management career in the hospitality industry. In addition, it provides Marriott with an opportunity to make sound evaluations of potential management candidates. Internship opportunities are available in their Marriott Hotels, Resorts, and Suites; Renaissance Hotels; Residence Inn; Courtyard; and TownePlace Suites brands and their time-share business, Marriott Vacation Club International.

The Hyatt Hotels and Resorts Internship Program was created to generate student interest in hotel management and provide a venue for students to experience the culture of a hospitality leader. Internships also give Hyatt the opportunity to recognize potential managers and continue developing relationships throughout the academic year.



Campus career fairs are places where students can learn about jobs, internships, and career paths. Here, college recruiters for Disney Worldwide Services, Inc., visit with students from the University of Colorado. *Photo by the author.*

Universal Studios Florida has internships in advertising, convention sales, food services, human resources, information systems, marketing, merchandise, park operations, production, public relations, technical entertainment, and technical services. Active juniors, seniors, and graduate students are eligible for the program.

Starwood's Westin Hotels and Resorts provides each student intern with experiences comparable to entry-level, full professionals in the field of hospitality. Hotel school and business school students develop their guest service and hands-on skills in sales, food and beverage, finance, and/or operations. Throughout the summer, students are placed into varied and meaningful roles and experiences, which enable them to develop the skills necessary for leadership in the hotel industry. The individual career objectives of each student are utilized to create a supervised project.

The WTTC internships place selected students at WTTC and provide them with the opportunity to gain experiences in the tourism industry. Placements vary in length from three months to six months and consist of a variety of tasks that allow students to become familiar with WTTC work and, at the same time, play a valuable role in the day-to-day operations. A limited number of internship positions are available throughout the year. Applications are accepted on an ongoing basis for future positions. Candidates who wish to work in a dynamic and exciting team environment are encouraged to forward their covering letter and résumé to Ufi Ibrahim, Chief Operations Officer, at: ufi.ibrahim@wttc.org.

OTHER SOURCES OF CAREER INFORMATION

Most of the career opportunities available in the travel field have been listed. It is hoped that this overview will provide you with a guide and point out that these industries are so large that they are worthy of much further study by themselves. In considering career opportunities, it is important to gather information before you invest a great deal of time looking for a job. The following are good references on tourism jobs:

The Internet. A Google search of Tourism Careers will produce about 10.8 million hits. Riegel, Carl, and Melissa Dallas. *Hospitality and Tourism Careers*. Upper Saddle River, NJ: Prentice Hall, 1998.

Rubin, Karen. *Inside Secrets to Finding a Career in Travel*. Indianapolis, IN: JIST Works, 2001.

One book on how to get a job is particularly recommended:

Bolles, Richard. *What Color Is Your Parachute? A Practical Manual for Job-Hunters and Career-Changers*. Berkeley, CA: Ten Speed Press, 2008.

The information provided in this section should be an important starting point for you. However, it is really just the tip of the iceberg. It is up to you to explore the subject further and to gain additional information. You need to learn not only about careers in tourism and travel-related fields, but also about the task of marketing yourself—how to work up résumés and how to conduct yourself during interviews. General books on getting a job will help you in this task.

SUMMARY

A career in tourism offers many exciting and challenging employment opportunities. As indicated in Chapter 1, tourism is the largest industry in the world today. In the United States and throughout the rest of the world, the travel industry is expected to be a growth industry. The labor-intensive tourism industry has a need for motivated people of all ages and backgrounds. Those who prepare themselves, maintain high energy, have a talent for working with people, and are dedicated to high-quality service will find themselves climbing the career ladder to success.

KEY CONCEPTS

accommodations
airlines
attractions
bus companies
career path
convention and visitors
bureaus
cruise lines

employment forecasts
food service
internships
meeting planning
railroads
recreation
rental car companies
tour companies

tourism education
tourism job
requirements
tourism research
tourist offices and
information centers
travel agencies
travel communications


INTERNET EXERCISES


The Internet sites mentioned in this chapter plus some selected additional sites are listed for your convenience on the companion Web site for this book, www.wiley.com/college/goeldner.

ACTIVITY 1

Site Name: Hospitality Net

URL: <http://www.hospitalitynet.org>

Background Information: Hospitality Net is the leading hospitality industry resource on the Internet with information on employment opportunities, events, industry news, links to other sites, and so on.

Exercises

1. What are the categories for the job opportunities listed on this Web site?
2. Choose a category and find a job that would be of interest to you. Describe the job, where it is located, and why it appeals to you.

ACTIVITY 2

Site Name: World Travel and Tourism Council

URL: <http://www.wttc.org>

Background Information: The World Travel and Tourism Council (WTTTC) is the global business leaders' forum for travel and tourism. Its members

are chief executives from all sectors of the travel and tourism industry, including accommodations, catering, cruises, entertainment, recreation, transportation, and travel-related services. Its central goal is to work with governments to realize the full economic impact of the world's largest generator of wealth and jobs: travel and tourism.

Exercise

1. What is the WTTTC's vision on jobs in the travel and tourism industry for the next decade?

ACTIVITY 3

Site Name: Cool Works.com

URL: <http://www.coolworks.com>

Background Information: Cool Works® is about finding a seasonal job, internship, or career in some of the greatest places on earth. Ski resorts, ranches, theme parks, tour companies, and National Park jobs are featured.

Exercises

1. What internship opportunities are available on this site?
2. What volunteer programs are featured?
3. What position listing appeals to you?


QUESTIONS FOR REVIEW AND DISCUSSION


1. What is the growth potential for tourism jobs?
2. As a career in tourism, what position appeals to you at present?
3. What preparation will be needed for that position?
4. What are its probable rewards?
5. Identify the position's advancement opportunities.
6. Are your writing and speaking skills good enough to land a job?
7. What criteria would you use to choose a company for an interview?
8. How important is salary in your job choice?
9. Evaluate the job satisfaction in your chosen career.
10. What will tourism be like in the year 2020? What position might you visualize yourself to be in by that date?

 **CASE PROBLEMS** 

1. Donnell C. is graduating from a four-year travel and tourism curriculum. She has had several job offers. What type of organization would afford her the broadest range of experiences? How important is her beginning salary?
2. Jim B. is a successful resort manager. He is visited one day by a very bright high school senior who is most interested in becoming a resort manager. What educational preparation advice might Jim offer?

PART 2

How Tourism Is Organized

The Dallas/Fort Worth Airport covers 17,500 acres. Purchasing facilities and an airport hotel can be seen in the center of the photograph. An automated shuttle train provides transportation to other terminals.

Chapter 4 World, National, Regional, and Other Organizations

Chapter 5 Passenger Transportation

Chapter 6 Hospitality and Related Services

Chapter 7 Organizations in the Distribution Process

Chapter 8 Attractions, Entertainment, Recreation, and Other



CHAPTER 4

World, National, Regional, and Other Organizations

LEARNING OBJECTIVES

- Understand the magnitude of world tourism in terms of the vast numbers of organizations that serve the needs of their diverse memberships.
- Recognize the variety of types and functions of tourism organizations.
- Know why states support official offices of tourism.
- Learn how national, regional, and trade organizations are structured and operated.



The Taj Mahal in Agra, India, is a favorite travel destination along the Asian Highway. The Asian Highway was initiated in 1958 and funded by the national governments in Asia. *Photo courtesy of the United Nations.*

INTRODUCTION

The complex organization of tourism involves literally thousands of units. This chapter focuses on some of the organizations that perform the catalyst, planning, development, and promotion functions within destinations. As Figure 4.1 stresses, all of these functions must be carried out with a high degree of cooperative interaction between the public and private sectors at all levels of the destination hierarchy. This destination hierarchy provides a geographical classification and subclassification of the world. The world is divided into nations, which in turn commonly consist of regions, states/provinces, and urban centers (cities/municipalities).

In addition to a geographic classification, tourism organizations can also be classified by ownership, such as government, quasi government, or private; by function or type of activity, such as regulators, suppliers, marketers, developers, consultants, researchers, educators, publishers, professional associations, trade organizations, and consumer organizations; by industry, such as transportation (air, bus, rail, auto, cruise), travel agents, tour wholesalers, lodging, attractions, and recreation; and by profit or nonprofit.

The purpose of Chapters 4 through 8 is to discuss the major types of tourist organizations and how they interrelate and operate, focusing on illustrative examples. The discussion begins with official international tourism groups in this chapter and ends with the private organizations and firms that make up the tourism industry, covered in Chapters 5, 6, 7, and 8. Additional important supplemental areas that facilitate the

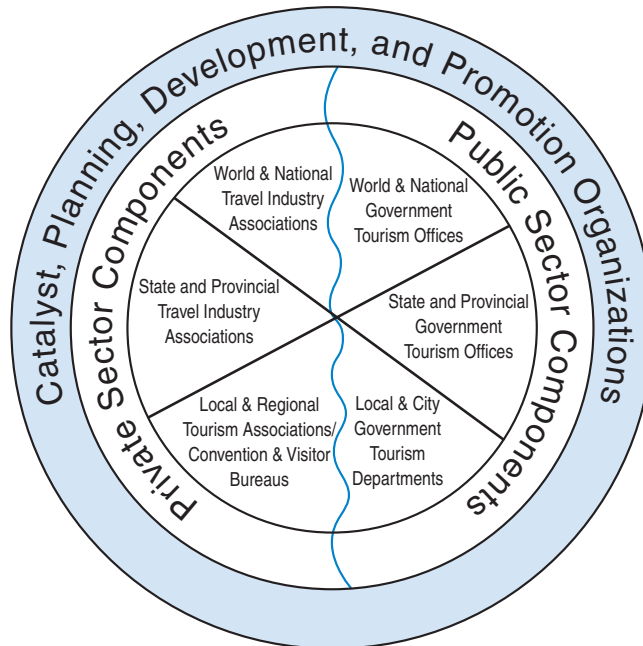


Figure 4.1 Tourism organizations.

tourism process, such as education, publishing, and marketing and publicity, are also included in Chapter 8.

INTERNATIONAL ORGANIZATIONS

United Nations World Tourism Organization

The **United Nations World Tourism Organization** (UNWTO) is the most widely recognized and the leading international organization in the field of travel and tourism today. It serves as a global forum for tourism policy issues and a practical source of tourism know-how. Its membership includes 150 countries and territories and more than 300 affiliate members representing local government, tourism associations, educational institutions, and private-sector companies, including airlines, hotel groups, and tour operators. With its headquarters in Madrid, UNWTO is a specialized agency of the United Nations (UN). UN specialized agency status entitles UNWTO to participate as a full member in the United Nations System Chief Executives Board for Coordination (CEB), which elaborates system-wide strategies in response to overall



The United Nations World Tourism Organization is an official specialized agency of the United Nations and has the objective of promoting and developing tourism worldwide. Shown here is the UN headquarters building in New York City.

Photo by Ron Nelson.

intergovernmental directives on economic cooperation and development. UNWTO's participation will enable it to highlight the role of tourism in support of socioeconomic development and the achievement of the Millennium Development Goals.

The specialized agencies function on an autonomous basis, with their own charter, budget, governing boards, staff, and publishing operations. They make annual or biennial reports to the Economic and Social Council. The General Assembly can examine their budgets and make recommendations; however, each specialized agency exercises final control over its operations.

Thus, UNWTO is vested by the UN with a central and decisive role in promoting the development of responsible, sustainable, and universally accessible tourism, with the aim of contributing to economic development, international understanding, peace, prosperity, and universal respect for and observance of human rights and fundamental freedoms. In pursuing this aim, UNWTO pays particular attention to the interests of the developing countries in the field of tourism.

The United Nations World Tourism Organization had its beginnings as the International Union of Official Tourist Publicity Organizations set up in 1925 in The Hague. It was renamed the International Union for Official Tourism Organizations (IUOTO) after World War II and moved to Geneva. IUOTO was renamed the World Tourism Organization (WTO), and its first General Assembly was held in Madrid in May 1975. The Secretariat was installed in Madrid early the following year at the invitation of the Spanish government, which provides a building for the headquarters. In 1976, UNWTO became an executing agency of the United Nations Development Programme (UNDP);



The UNWTO works with the UNDP, which finances tourism planning projects and infrastructures, such as projects to improve transportation in southern Africa.

Photo courtesy of the United Nations.

in 1977, a formal cooperation agreement was signed with the United Nations. In October 2003, UNWTO became a specialized agency of the United Nations and reaffirmed its leading role in international tourism.

UNWTO is engaged in many activities. The transfer of tourism know-how to developing countries is a major task. Here UNWTO contributes decades of experience in tourism to the sustainable development goals of nations throughout the world. UNWTO projects are based on the policy of sustainability, ensuring that the economic benefits of tourism development are not offset by damage to the environment or to local cultures.

UNWTO is well known for its statistics and market research. Research has been one of UNWTO's most important contributions. Their work here has set international standards for tourism measurement and reporting, measured the impact of tourism on national economies, produced forecasts, examined trends, and made the results available in publications.

Human resource development is another UNWTO goal. UNWTO sets standards for tourism education. The UNWTO Education Council—made up of leading tourism education, training, and research institutions—drives the education program of work, which includes the accreditation program for tourism education institutions (TedQual) and the Graduate Tourism Aptitude Test (GTAT). These are examples of UNWTO's efforts to encourage standardization of curricula and to make degrees in tourism more internationally comparable. UNWTO also offers seminars, distance learning courses, and practicum courses for tourism officials from member countries.

UNWTO attempts to facilitate world travel through elimination or reduction of governmental measures for international travel as well as standardization of requirements for passports, visas, and so forth. They work to improve the quality of tourism through trade liberalization, access for travelers with disabilities, safety and security, and technical standards. They also work to improve the promotional efforts of member governments through effective media relations and serve as a clearinghouse for international tourism information.

In addition to these global activities, UNWTO engages in regional activities. Each region of the world—Africa, the Americas, East Asia and the Pacific, Europe, the Middle East, and South Asia—receives special attention from that region's UNWTO representative. The representatives meet with top tourism officials from each of the countries in their region to analyze problems and help seek solutions, act as a liaison between tourism authorities and the UNDP to create specific development projects, organize national seminars of topics of particular relevance to an individual country, such as tourism promotion in Mexico or ecotourism in Kyrgyzstan, and hold regional conferences on problems that are shared by many countries so that members can exchange experiences and work toward common goals, such as safety and security in Eastern Europe or aviation and tourism policy in the Caribbean.

They are also involved in regional promotion projects. The Silk Road is a project being implemented in cooperation with the United Nations Educational, Scientific, and Cultural Organization (UNESCO). Launched in 1994, UNWTO's Silk Road project aims

PROFILE



FRANCESCO FRANGIALLI
Head of United Nations
World Tourism Organization (UNWTO)

Born in Paris (1947), Mr. Frangialli is a graduate of the Paris Institute of Political Studies (1967), has a degree in Economics (1968) and postgraduate degrees in Economics (1970) and Public Law (1971). He has also studied at France's National School of Administration (1970–72) and the Naval Supply Service School.

His professional career has included stints as a supply office aboard the French Navy escort ship *Dupetit-Thouars*, as a junior court magistrate, and as a lecturer at both the Paris Institute of Political Studies and the International Institute of Public Administration.

Mr. Frangialli's first post in the tourism sector was as a technical advisor with the Office of the Minister for Youth, Sports and Leisure. In 1980, he was named to advise France's Tourism Governing Board before being appointed a year later to the National Tourism Board. Other highlights of his tourism career include his role as director of Tourism Industry within the Ministry of Tourism, the most senior officer in the National Tourism Administration, and a member of the boards of Air France, the Public Administration of Marne la Vallée, the National Agency for Holiday Vouchers, and ACTIM.

Mr. Frangialli joined UNWTO as Deputy Secretary-General in 1990 and succeeded Antonio Enriquez Savignac ad interim from September 1996 before being elected Secretary-General in 1997. He was reelected in 2001 for the years 2002 to 2005

to revitalize through tourism the ancient highways used by Marco Polo and the caravan traders who came after him. The Silk Road stretches 12,000 kilometers from Asia to Europe. Sixteen Silk Road countries have joined forces for this project: Japan, Republic of Korea, Democratic People's Republic of Korea, China, Kazakhstan, Kyrgyzstan, Pakistan, Uzbekistan, Tajikistan, Turkmenistan, Iran, Azerbaijan, Turkey, Georgia, Greece, and Egypt. Joint promotional activities include a brochure and video, familiarization trips, and special events at major tourism trade fairs. Key projects that UNWTO is currently working on are poverty alleviation and elimination through sustainable tourism, protecting children from sexual exploitation in tourism, crisis management, ecotourism, and safety and security. Visit the UNWTO Web site at <http://www.unwto.org>.

World Travel and Tourism Council

The **World Travel and Tourism Council** (WTTC) is the forum for global business leaders in travel and tourism. It is comprised of the presidents, chairs, and chief

and reelected for another three-year term (2006–2009). In his latest reelection, Mr. Frangialli says he is motivated by three goals:

1. To consolidate what he has achieved.

While the current financial situation of UNWTO is excellent, careful management is needed to diversify the organization’s resources and make it less dependent on contributions from member states. Remarkable progress has been made in increasing the core membership to 150 nations. But there are still gaps, Mr. Frangialli says, notably the United States and some northern European countries.

2. Building on the foundation of the major advances made.

The need to maintain and strengthen the level of credibility attained with the launch of the Tourism Satellite Account; to continue the fight against the negative environmental, social, and cultural effects of tourism highlighted in the Global Code of Ethics; and exploiting all the synergies now available to UNWTO since becoming a full member of the United Nations system.

3. Preparing for the future. Mr. Frangialli’s principal aim is to further extend tourism’s contribution to poverty alleviation through sustainable development—the ST-EP Initiative—which promises a radical advance in assistance for developing countries.

“When I have achieved these three objectives, I will have finished my mandate,” he has said.

Mr. Frangialli’s decorations and awards include France’s Chevalier de Palmes Académiques, National Order of Merit, and Knight of the Legion of Merit, as well as decorations bestowed by the Republic of San Marino, the Togolese Republic, the Palestinian Authority, the Republic of Ecuador, the Republic of Tunisia, and the Republic of Djibouti.

His books and publications include *La France dans le tourisme mondial* (1991, Economica), *Tourism et loisirs—Une question sociale* (coauthor, 1997, Bayard), and *Observations on International Tourism* (1999 and 2001, UNWTO).

executive officers of 100 of the world’s foremost companies. These include accommodation, catering, cruises, entertainment, recreation, transportation, and travel-related services. WTTC is the only body representing the private sector in all parts of the industry worldwide. Established in 1990, WTTC is led by a nineteen-member executive committee, which meets twice a year and reports to an annual meeting of all members. Day-to-day operations are carried out by the president and small staff based in London.

The mission of the council is to raise awareness of the economic and social contribution of travel and tourism and to work with governments on policies that unlock the industry’s potential to create jobs and generate prosperity. Their vision of travel and tourism is that of a partnership among all stakeholders, delivering consistent results that match the needs of national economies, local and regional authorities, and local communities with those of business, based on: (1) governments recognizing travel and tourism as a top priority; (2) business balancing economics with people, culture, and the environment; and (3) a shared pursuit of long-term growth and prosperity.

The activities of the council can be summarized under three broad themes:

1. **Global Activities.** WTTC addresses challenges and opportunities that affect all sectors of the global travel and tourism industry. It is empowered by its members to provide an effective voice for the industry in its dialogue with governments around the world. The council actively promotes public and private sector examples of best practices in tourism. A number of case studies from different parts of the world can be found on their Web site.
2. **Regional Initiatives.** Regional initiatives are set up in countries and regions that have huge potential for travel and tourism development but lack the framework or resources to achieve growth. The objective of these initiatives is to translate WTTC's mission into action by working with governments, local leaders, and WTTC global members with a regional presence to identify and eliminate barriers to growth.
3. **Economic Research.** WTTC now uses Oxford Economics and Accenture to undertake extensive research to determine travel and tourism's total size and contribution to world, regional, and national economies. The WTTC forecast is the primary vehicle used to convey the message that tourism is the world's largest industry, that it has been growing faster than most other industries, that it will continue to grow strongly, and that it can create jobs and increase gross domestic product (GDP). WTTC plans to continue publishing this forecast and enhance its methodology. In fact, they continue to increase the number of economic impact reports, and under the auspices of the UNWTO, they have developed proposals for an international standard Satellite Accounting System. Their 2008 forecast covers 176 national economies and shows that the tourism industry currently generates 238.2 million jobs and contributes over 9.9 percent of global GDP. WTTC has done more to create awareness of the economic importance of tourism than any other organization. Visit their Web site at <http://www.wttc.org>.

Skål International

Skål is a professional organization of tourism leaders around the world, promoting global tourism and friendship. Skål, founded as an international association in 1934, has approximately 22,000 members in 500 locations in 90 countries. Skål headquarters is in Torremolinos, Spain.

Skål International is an affiliate member of UNWTO and supports UNWTO's mission to promote the development of responsible, sustainable, and universally accessible tourism. Skål has adopted the Global Code of Ethics in tourism and is a sponsor of the Code of Conduct for the Protection of Children from sexual exploitation in tourism. Following the United Nations declaration of 2002 as the Year of Ecotourism and the Mountains, Skål launched their Ecotourism Awards to highlight and acknowledge best practices around the globe. Skål is a powerful force in the tourism industry to initiate change and encourage the conservation of the environment to promote tourism. Visit their Web site at www.skal.org.

International Air Transport Association

The International Air Transport Association (IATA) is the global organization for virtually all the international air carriers. The principal function of IATA is to safely facilitate the movement of persons and goods from any point on the world air network to any other by any combination of routes. This can be accomplished by a single ticket bought at a single price in one currency and valid everywhere for the same amount and quality of service. The same principles apply to the movement of freight and mail.

Resolutions of IATA standardize not only tickets, but waybills, baggage checks, and other similar documents. These resolutions coordinate and unify handling and accounting procedures to permit rapid interline bookings and connections. They also create and maintain a stable pattern of international fares and rates. In effect, they permit the linking of many individual international airline routes into a single public service system.

While developing standards and procedures for the international airline industry to support interlining and enhance customer service continues to be a principal aim, IATA is involved in many other areas, such as industry support, the environment, consumer issues, regulatory monitoring, legal support, corporate communications, scheduling, facilitation, safety, security, and services.

IATA is a valuable information source on the world airline industry. Their Airline Product Database provides a comparison of the product across thirty major carriers. Their annual publication, World Air Transport Statistics, is an authoritative source of international airline data. In addition, IATA makes passenger and freight forecasts. Their market research helps the industry develop its strategic and tactical marketing plans.

In summary, IATA's mission is to represent and serve the world airline industry. They serve four groups interested in the smooth operation of the world air transport system: (1) airlines, (2) the public, (3) governments, and (4) third parties, such as suppliers and travel and cargo agents. IATA works closely with the International Civil Aviation Organization. IATA's head office is in Montreal; its executive office is in Geneva, Switzerland; and it has regional offices around the world. The IATA Web site is at <http://www.iata.org>.

International Civil Aviation Organization

The International Civil Aviation Organization (ICAO), a UN specialized agency, is the global forum for civil aviation. The organization was established in 1944. ICAO works to achieve its vision of safe, secure, and sustainable development of civil aviation through cooperation of its member states. To implement this vision, the organization has established six strategic objectives for the period 2005 to 2010: (1) enhance global civil aviation safety, (2) enhance global civil aviation security, (3) minimize the adverse effect of global civil aviation on the environment, (4) enhance the efficiency of aviation operations, (5) maintain the continuity of aviation operations, and

(6) strengthen law governing international civil aviation. Visit the ICAO Web site at <http://www.icao.int>.

DEVELOPMENTAL ORGANIZATIONS (INTERNATIONAL AND NATIONAL)

Financing is always a major problem in tourism development. Large financial organizations are willing to make developmental loans. Examples include the **World Bank** (United States), International Finance Corporation (United States), the OPEC Fund for International Development (Austria), African Development Bank (Côte d'Ivoire), East African Development Bank (Uganda), Inter-American Development Bank (United States), Caribbean Development Bank (Barbados), Asian Development Bank (Philippines), European Investment Bank (Luxembourg), European Regional Development Fund (Belgium), European Bank for Reconstruction and Development (United Kingdom), Islamic Development Bank (Saudi Arabia), and the Arab Fund for Economic and Social Development (Kuwait). Examples of national organizations are FONATUR (Mexico) and Embratur (Brazil). Further sources include governments of countries that want additional hotel development or other supply components and are willing to make low-interest loans or grants or offer other financial inducements for such types of development.

Organization for Economic Cooperation and Development

The **Organization for Economic Cooperation and Development** (OECD) was set up under a convention, signed in Paris on December 14, 1960, that provides that the OECD shall promote policies designed to (1) achieve the highest sustainable economic growth and employment and a rising standard of living in member countries while maintaining financial stability, and thus to contribute to the development of the world economy; (2) contribute to sound economic expansion in member as well as non-member countries in the process of economic development; and (3) contribute to the expansion of world trade on a multilateral, nondiscriminatory basis in accordance with international obligations.

Members of OECD are Australia, Austria, Belgium, Canada, Czech Republic, Denmark, Finland, France, Germany, Greece, Hungary, Iceland, Ireland, Italy, Japan, Korea, Luxembourg, Mexico, Netherlands, New Zealand, Norway, Poland, Portugal, Slovak Republic, Spain, Sweden, Switzerland, Turkey, the United Kingdom, and the United States. OECD's Tourism Committee acts as a forum of exchange for monitoring policies and structural changes affecting the development of international tourism. It encourages further liberalization of tourism activities, both within and outside the

OECD area, and has undertaken the development of innovative statistics to improve the understanding of the role of tourism in the economy. Visit the OECD Web site at <http://www.oecd.org>.

REGIONAL INTERNATIONAL ORGANIZATIONS

Pacific Asia Travel Association

Founded in Hawaii in 1951 to develop, promote, and facilitate travel to and among the destination areas in and bordering the Pacific Ocean, the Pacific Asia Travel Association (PATA) brings together governments, airline and steamship companies, hoteliers, tour operators, travel agents, and a wide range of other tourism-related organizations. Today, PATA is the global leader in Pacific Asian tourism. Members exchange ideas, seek solutions to problems, and participate in shaping the future of travel in Asia and the Pacific area. Membership totals over two thousand organizations worldwide. Since its founding, the association has become an important source of accurate, up-to-date information for its members in the fields of marketing, development, information, education, sustainability, and other travel-related activities. PATA's activities and long-range plans are examined and adjusted each year at the association's annual conference.

The future of the tourism industry depends on protecting the region's environmental, heritage, and cultural resources. PATA develops industry-wide initiatives and sponsors conservation conferences to ensure sustainable growth. The association also honors significant accomplishments in this arena under its Gold Awards program.

The work of the official PATA organization is greatly augmented by thousands of travel professionals who belong to a global network of PATA chapters. PATA's operational headquarters is in Bangkok, Thailand; the association's administrative headquarters is located in Oakland, California. Other offices are located in Sydney, Beijing, Dubai, and Frankfurt. Visit the association's Web site at <http://www.pata.org>.

European Travel Commission

The European Travel Commission (ETC) is the strategic alliance that provides for the collaboration between national tourism organizations (NTOs) of thirty-six member countries. Founded in 1948, the ETC fills a unique role functioning as a "National Tourism Office of Europe." Its goal is to attract millions of potential and existing overseas customers from the major overseas markets to come to Europe. This is done through promotional campaigns and industry trade shows. The headquarters of the ETC is located in Brussels, Belgium. Visit their Web site at: <http://www.visiteurope.com>.



Asia is one of the fastest-growing travel destinations in the world. Kuala Lumpur, the capital of Malaysia, is one of the many locations in Asia that can provide rewarding experiences for visitors from Western cultures.

Photo courtesy of the Malaysia Tourism Board.

NATIONAL ORGANIZATIONS

Office of Travel and Tourism Industries

The U.S. Department of Commerce's Office of Travel and Tourism Industries (OTTI) serves as the National Tourism Office for the United States. It provides the primary source of international travel statistics, provides policy coordination and industry relations, and develops international promotion programs. OTTI was created in April 1996 when Congress defunded the U.S. Travel and Tourism Administration (USTTA), the national tourism office for the United States. USTTA was charged with developing tourism policy, promoting inbound travel and tourism from abroad, and collecting and reporting on international travel to and from the United States. USTTA was created in 1981 to replace the U.S. Travel Service, which was created in 1960. OTTI has a staff of thirteen, headed by an office director, who reports to the Deputy Assistant Secretary for Services. Services reports to an Assistant Secretary for Manufacturing and Services area of the International Trade Administration within the U.S. Department of Commerce. Commerce is one of the 15 major departments within the U.S. Federal Government. The primary functions of OTTI are:

- Management of the travel and tourism statistical system for assessing the economic contribution of the industry and providing the sole source for characteristic statistics on international travel to and from the United States

- Design and administration of an international promotion program and export expansion activities
- Development and management of tourism policy, strategy and advocacy
- Technical assistance for expanding this key export (international in bound tourism) and assisting in domestic economic development.

Research

The OTTI oversees nine research programs that provide comprehensive, complementary information on international travelers to assist the industry to understand the dramatically changing international market. Research programs overseen include:

1. An international arrivals database obtained from the Department of Homeland Security (DHS) that provides the only source for a count of overseas travelers to the United States (note: “overseas” excludes Canada and Mexico).
2. An international air traffic database also obtained from DHS that provides the only estimates of U.S. outbound travel as well as data on the U.S. flag and foreign flag total international air traffic to and from the United States by port and country.
3. The Official Airlines Guide database, which is used to provide the sample frame data on outbound flights from the United States.
4. The Survey of International Air Travelers (or In-Flight Survey). This is the major research program for the office. It is a contract in which OTTI administers the collection and dissemination of data on international travelers to and from the United States. Over thirty key traveler characteristics data are collected on international travelers on departing flights from the United States each month on over eighty U.S. and foreign flag carriers. Annually, between 60,000 and 95,000 surveys are collected and weighted to the corresponding travel populations of inbound and outbound travelers. This program provides the only comprehensive, comparable estimates of international destinations visited and the states and cities visited by overseas travelers to the United States.
5. A Travel and Tourism Satellite Account (TTSA), which is an economic tool to more accurately measure the impact of the travel and tourism industries on the U.S. economy. It also measures job creation and provides industry comparability by using the U.S. System of National Accounts, which is the basis for configuring the GDP. It is called a Satellite Account because it is derived from the U.S. national income accounts.
6. International travel receipts and payments data, where OTTI staff work with the Bureau of Economic Analysis to develop estimates of the travel and passenger fare exports and imports for the United States and for over thirty countries.
7. Canadian travel to the United States with data provided based on the Statistics Canada survey program. Each year, OTTI issues state visitation estimates and traveler characteristics for this largest inbound arrival market for the country.

8. A forecast for international travel to the United States developed with a private sector firm to project the number and percent increase of arrivals to the United States for forty top inbound markets for the next several years based on an econometric model.
9. An Internet-based Travel Trade *Barometer* each quarter for several of the top inbound markets to the country. The *Barometer* provides a short-term forecast on travel demand and market conditions in each of the participating countries.

The OTTI research staff also oversee the office Web site. The top-line results of the nine research programs information are posted to the Web site. The office also issues *TInews* releases to inform subscribers of the latest developments in the international travel market. Information on the programs administered by the office as well as content on each of the areas the office oversees is provided on the site. To learn more, go to <http://www.tinet.ita.doc.gov>

Outreach/Promotion

The OTTI staff work with travel and tourism trade associations, state and city tourism offices, and travel businesses. They also work to educate them on the products and services available from the Department of Commerce and other government offices. For the past four years, OTTI has been responsible for designing, developing, and implementing a fully integrated pilot marketing campaign aimed at increasing international travel to the United States from the United Kingdom and Japan. The office currently oversees a cooperative agreement to design, develop, implement, and market multiple-language Web sites that will encourage international consumer travel from the top international markets of the United States. The U.S. Department of Commerce (DOC), Office of Travel and Tourism Industries was the recipient of the 2006 Odyssey Award from the Travel Industry Association (TIA); this prestigious award, sponsored by *National Geographic Traveler*, honors excellence in achievements in international travel promotion.

The OTTI staff also work with the U.S. Travel and Tourism Advisory Board, which serves as the advisory body to the Secretary of Commerce on matters relating to the travel and tourism industry in the United States. The board advises the secretary on government policies and programs that affect the U.S. travel and tourism industry, offers counsel on current and emerging issues, and provides a forum for discussing and proposing solutions to industry-related problems.

The U.S. Travel and Tourism Advisory Board consists of up to fifteen members appointed by the Secretary of Commerce. Members represent companies and organizations in the travel and tourism industry from a broad range of products and services, company sizes, and geographic locations. Members serve at the pleasure of the secretary.

Export Assistance

The OTTI offers export assistance to American travel and tourism industry suppliers, from communities to individual establishments, through consultations using market

analysis and intelligence. Working in conjunction with the promotional efforts of Commercial Service officers nationwide and around the globe, these services offer in-depth market conditions and industry knowledge to position a specific market to expand this vital export, encouraging more international travelers to visit the United States.

The focus of export assistance is outreach carried out through the tourism trade specialists and research analysts at OTTI. Outreach involves a concerted effort with convention and visitor bureaus to reach communities, trade associations to reach industry players, state tourism offices, and other federal agencies involved in tourism-related activities or products. A key partner in the effectiveness of export assistance efforts is the Commercial Service, both domestic and foreign, in the International Trade Administration. This covers over 100 export assistance offices throughout the United States and over 150 foreign Commercial Service offices in more than 80 countries throughout the world.

Policy

OTTI plays an active role in domestic and international policy issues as they relate to the U.S. travel and tourism industry. From a domestic policy perspective, OTTI serves as the Secretariat for the Tourism Policy Council. The Tourism Policy Council (TPC) is an interagency committee established by law for the purpose of ensuring that the nation's tourism interests are considered in federal decision making. Its major function is to coordinate national policies and programs relating to international travel and tourism, recreation, and national heritage resources that involve federal agencies. The TPC, originally established in 1981, was reauthorized by the U.S. National Tourism Organization Act of 1996 and began to hold meetings from that time. The TPC has been involved in visa policy issues, the new entry/exit requirements, opening China as a tourism destination for the United States, and numerous other government policy issues. OTTI participates in the activities of global tourism development in multiple international intergovernmental organizations. Serving as the National Tourism Office for the U.S. Government, OTTI is the representative to the Asia Pacific Economic Cooperation (APEC) Tourism Working Group, Organization for Economic Cooperation and Development (OECD) Tourism Committee, and the United Nations World Tourism Organization. A list of the Tourism Policy Council members includes:

- Advisory Council on Historic Preservation
- Department of Agriculture
- Department of Commerce
- Department of Education
- Department of Health and Human Services
- Department of Homeland Security
- Department of Housing and Urban Development

- Department of Interior
- Department of Labor
- Department of State
- Department of Transportation
- Environmental Protection Agency
- Executive Office of the President
- Office of Management and Budget
- President's Committee on the Arts and the Humanities
- Small Business Administration
- U.S. Army Corps of Engineers

Other departments and agencies are requested to join in discussions as issues affect their organization.

Canadian Tourism Commission

The **Canadian Tourism Commission** (CTC) was created in 1995 to promote Canadian tourism in order to capitalize on one of the fastest-growing international industries. The CTC is dedicated to promoting the growth and profitability of the Canadian tourism industry by marketing Canada as a desirable travel destination and providing timely and accurate information to the Canadian tourism industry to assist in its decision making. The CTC is a unique public/private-sector partnership that provides an innovative approach to tourism: one that is industry led and market driven. The commission recognizes that the greatest source of tourism knowledge and expertise rests with the tourism industry itself. Therefore, the CTC designs, delivers, and funds marketing and research initiatives in partnership with provincial and regional tourism associations, government agencies, hoteliers, tour operators, airlines, and attractions managers. CTC has one of the best and most comprehensive tourism programs in the world and serves as a model that many other nations strive to equal. Visit the CTC Web site at <http://www.CanadaTourism.com>.

Tourism Australia

On July 1, 2004, a new body, Tourism Australia, was created that brought together the Australian Tourist Commission, See Australia, the Bureau of Tourism Research, and the Tourism Forecasting Council, harnessing the skills and knowledge of these organizations under one umbrella. Two new business units, Tourism Events Australia and Tourism Research Australia, were also established to focus on industry and market needs. Tourism Research Australia incorporates a merger of the Bureau of Tourism Research and the Tourism Forecasting Council. Tourism Australia is now the federal

government statutory authority responsible for international and domestic tourism marketing as well as the delivery of research and forecasts for the sector. The main objectives of Tourism Australia are to influence people to travel to and throughout Australia, help foster a sustainable tourism industry, and help increase the economic benefits to Australia from tourism. Tourism Australia is another outstanding national tourism organization and would be a good model for others to follow. Visit their Web site at: <http://www.tourismaustralia.com>.

U.S. Federal Aviation Administration

Numerous responsibilities for efficient and safe air travel are assigned to the **Federal Aviation Administration** (FAA), which is illustrative of governmental regulating bodies. This U.S. government organization in the Department of Transportation formulates regulations and supervises or controls various aspects of airline and airport operations. Examples of these functions are air traffic control, air safety, flight standards, aviation engineering, airport administration districts, airways facilities, and certification of new aircraft. The FAA also examines and licenses pilots and flight engineers. Their Web site is: <http://www.faa.gov>.



The U.S. Federal Aviation Administration provides air traffic control, air safety, and other vital aviation regulation and services. Shown here is the FAA control tower and Concourse C at the Denver International Airport. *Photo courtesy of Denver International Airport.*

U.S. Department of Transportation

The **Department of Transportation** has the federal authority to protect air travelers and to police industry practices. It has responsibility for in-flight smoking rules, charters, denied boarding compensation, baggage liability, handicapped-traveler rules, passenger notices, computer reservations bias, and antitrust authority.

U.S. Department of Homeland Security

The events of September 11 brought another government agency that impacts tourism, the **Department of Homeland Security** (DHS). One primary reason for the establishment of the DHS was to provide the unifying core for the vast national network of organizations and institutions involved in efforts to secure the nation. The Transportation Security Administration (TSA) is responsible for protecting our nation's transportation systems and is the most visible at airports. TSA screening is no easy task since 730 million people travel on commercial aircraft each year and more than 700 million pieces of baggage are screened for explosives each year. A new tourism position has been established in the DHS to represent the interests of the tourism industry and to work to meet security objectives while minimizing travel disruptions.

U.S. Department of State

The U.S. Department of State plays an important role in international travel. The department issues passports to U.S. citizens and visas to foreign citizens. State Department policies have a worldwide impact. An example is the recent Western Hemisphere Travel Initiative (WHTI). The Intelligence Reform and Terrorism Prevention Act of 2004 required the Department of Homeland Security and Department of State to develop and implement a plan to require all travelers, U.S. citizens and foreign nationals alike, to present a passport or other document, or a combination of documents, that denote identity and citizenship when entering the United States. Congress amended portions of the act in 2006. The Western Hemisphere Travel Initiative implements this mandate.

On January 23, 2007, U.S. citizens traveling by air between the United States and Canada, Mexico, Central and South America, the Caribbean, and Bermuda were required to present a valid U.S. passport, Air NEXUS card, or U.S. Coast Guard Merchant Mariner Document. The same requirement for travel by land or sea takes effect January 1, 2008.

The Nassau Paradise Island Promotion Board, Bahamas, were so concerned about the impact they developed a program where they would pay for a client's passport. Any guest booking a minimum two-night stay would receive a rebate to cover passport fees of \$97 for adults and \$82 for children.

The initiative has resulted in a tremendous demand for passports. Currently, 74 million Americans have a U.S. passport, approximately 28 percent of the population. This pales in comparison with Canada, where 40 percent of the population has a passport.

Travel warnings are another responsibility of the Department of State. Travel warnings are issued when the State Department recommends that Americans avoid certain countries. In addition, the department issues Consular Information Sheets for every country of the world with information on such matters as the health conditions, crime, entry requirements, currency, any areas of instability, and the location of the nearest U.S. embassy or consulate.

Other (U.S.) Government Agencies

Numerous other government agencies play an active role in tourism. The U.S. Customs Service monitors international travel, the U.S. Bureau of the Census compiles travel statistics and data, the Interstate Commerce Commission regulates bus transportation, the National Maritime Commission deals with ships, the National Park Service and the Forest Service provide and administer many scenic attractions and facilities, the Bureau of Land Management is involved in several tourism initiatives (such as Back Country Byways, Adventures in the Past, and Watchable Wildlife), the Bureau of Reclamation administers over three hundred recreation areas in seventeen western states, and the Federal Highway Administration is involved in the National Scenic Byways program, with the objective of increasing tourism while preserving the environment. Other agencies involved in tourism are the National Trust for Historic Preservation, National Marine Sanctuary Program, Tennessee Valley Authority, Army Corps of Engineers, Fish and Wildlife Service, and the Immigration and Naturalization Service.

Travel Industry Association of America

The Washington, D.C.–based **Travel Industry Association of America** (TIA) is the leading private tourism organization in the United States. The nonprofit association serves as the unifying organization for all components of the U.S. travel industry. The business of travel and tourism in America is served by more than one-half million different organizations that offer a wide range of services to the traveler.

Originally founded in 1941, TIA has grown from a small association of travel officials into a national nonprofit organization with a membership that now represents all components of the travel industry: airlines, attractions, hotels and motels, travel agents, tour operators and brokers, convention and visitors bureaus, state government travel offices, area and regional tourism organizations, food service establishments, auto rental companies, intercity bus and rail lines, cruise lines, and other segments of what is known today as the travel industry.

TIA serves the U.S. travel and tourism industry through a number of programs that market and promote the U.S. travel experience, both abroad and at home: by furnishing research, publications, and reports for and about the industry as well as U.S. and international travelers; by providing strategic leadership for the industry in the U.S. business community and in matters of government at all levels; through its councils and committees that represent specific components of the industry; with its foundation, which finances research and scholarships in the area of travel and tourism; and through its nearly half-century-old awards program that honors achievements by both individuals and organizations within the travel and tourism industry.

The current mission of the TIA is to represent the whole of the U.S. travel industry to promote and facilitate increased travel to and within the United States. TIA fulfills this mission by accomplishing these objectives to: (1) promote a wider understanding of travel and tourism as a major industry that contributes to the economic, cultural, and social well-being of the nation; (2) develop, coordinate, and implement the industry's umbrella marketing efforts to promote travel to and within the United States; (3) pursue and influence policies, programs, and legislation that are responsive to the needs of the industry as a whole; (4) improve domestic and international travelers' experience, including gaining access to, arriving in, traveling within, and departing the United States; (5) enhance TIA's position as the authoritative source for travel industry information and research of the industry as a whole; (6) promote travel industry cohesion and provide communications forums for industry leaders; and (7) leverage resources to develop and execute programs that benefit the travel industry.

TIA has also taken a leadership role in organizing industry councils to provide a unified voice for segments of the industry that enables them to address legislative issues of mutual concern, carry out educational programs unique to their industry components, and offer guidance in the development of TIA policies and programs. Each of the councils is described briefly.

The National Council of State Tourism Directors (NCSTD), formed in 1969, was the first of the national councils to be established under the umbrella of TIA. Its purpose is to provide a forum for state tourism directors to exchange ideas and information on matters common to state and territorial tourism offices and to develop unified positions on industry issues at the national level. While there is great diversity among the states and territories in terms of specific needs and priorities, there are a number of common concerns in such areas as education, communication, marketing, research, and public affairs where NCSTD serves as a catalyst for developing programs that benefit all states and territories and, therefore, the entire U.S. travel industry.

The National Council of Destination Organizations (NCDO) was originally established in 1976 as the National Council of Area and Regional Tourism Organizations (CARTO). In 1999, as a result of a merger with the National Council of Urban Tourism Organizations (NCUTO), the NCDO was created. This council represents more than four hundred TIA member destination marketing organizations whose concern is the promotion and facilitation of travel to and within that specific area or region. NCDO provides a forum and communications network for professionals from these

organizations to address matters common to their specific areas of interest and to develop consensus positions on national issues.

The National Council of Attractions (NCA) was formed in 1976 to unify the widely diverse travel attractions segment within TIA, which includes historic, cultural, scientific, scenic, natural, themed, and entertainment attractions, as well as attraction-related service organizations. NCA has over two hundred members.

TIA supports four major marketing programs: (1) the internationally acclaimed Discover America International Pow Wow, which brings together international tour operators and journalists from over sixty-five nations with U.S. travel suppliers, yielding the sale of over \$3 billion worth of the U.S. travel product and invaluable media promotion of travel and tourism in America; (2) the Marketing Outlook Forum, an annual educational event, that in an intensive two-day series of seminars prepares travel industry leaders to understand and deal with travel issues and provides detailed projections concerning future travel patterns; (3) the See America National Domestic Travel Marketing Program, an ongoing, multifaceted, nationwide campaign designed to encourage U.S. consumers to see more of their country through themed promotions, electronic travel information, and widespread use of the title logo, which reinforces the urge to See America; and (4) the international marketing effort spearheaded by the See America brand campaign. Visit both the TIA and See America Web sites at <http://www.tia.org> and <http://www.seeamerica.org>.

REGIONAL ORGANIZATIONS

Regional tourism organizations have the goal of attracting tourists to their specific geographic region. There are several types of regional associations, such as multicountry, multistate, and multicounty. Examples range from PATA, which covers the Pacific region of the world, to groups such as Travel South USA, which promotes travel in the southern states, to the West Michigan Tourist Association, which promotes only one region in Michigan, the northwestern section. Another multistate organization is Foremost West, which promotes tourism in Colorado, Utah, Arizona, New Mexico, Nevada, and Wyoming. Pennsylvania probably has more regional tourism organizations within its boundaries than any other state; fifty-nine tourist promotion agencies represent Pennsylvania's sixty-seven counties.

STATE AND COMMUNITY ORGANIZATIONS

State

Traditionally, states have promoted tourism as a tool for economic development. In most states, a tourism office has been established by statute and charged with the



State governments have enacted many laws and regulations affecting tourism. Examples are organizations for promotion, transportation, food products, restaurant inspection, licensing boats, and many others. *Photo by South Dakota Tourism.*

orderly growth and development of the travel and tourism industry in the state. These offices conduct programs of information, advertising, publicity, and research relating to the recreational, scenic, historic, highway, and tourist attractions in the state at large.

Each of the fifty states has a government agency responsible for travel development and promotion. Most states have one agency responsible; however, Massachusetts has three entities. The Office of Travel and Tourism is complemented by the Massachusetts International Trade Council responsible for international tourism and the Massachusetts Convention Center Authority responsible for attracting conventions and events to the state. Texas has two entities devoting funds and resources to tourism development.

Hawaii and Alaska operate a little differently from other states in that the Hawaii Tourism Authority and the Alaska Department of Community and Economic Development contract out to private organizations to handle the marketing and promotion responsibilities. The majority of states house their tourism offices in a Department of Economic Development (or Commerce).

Any review of **state travel offices** must start with TIA's annual *Survey of U.S. State and Territory Tourism Office Budgets*. Their report covering the fiscal year 2006–2007, published in 2007, is the thirty-fourth annual report in the series and includes responses from all fifty states. It shows that state travel offices are expected to spend

more than \$765.1 million on tourism development in fiscal year 2006–2007, or about \$15.3 million average per state.

Hawaii remained the leader in tourism office spending with a budget of \$70.7 million for 2006–2007. Number two is Pennsylvania with a budget of \$64.7 million. Rounding out the top five is Illinois with \$48.9 million, Florida with \$33.1 million, and Texas with \$29.1 million.

Public sector funds are the primary source of all tourism office funding and indeed the sole source for thirty-one of the fifty responding states. Of the \$765.1 million combined total projected budget, public sector funds represent 92.5 percent, or \$708.0 million.

Offices spent money on personal services, other administrative costs, printing and production, inquiry fulfillment, press and public relations, matching fund grant programs, direct grants, Web site development and maintenance, industry relations, film office, welcome centers, domestic advertising, international advertising, advertising production, sales promotion, cooperative marketing, trade shows, and “other.”

Marketing and promotion continue to be the major expenditure of state tourism offices, accounting for 42 percent of the budget. Tourism offices reported collective 2006–2007 combined marketing and promotion related budgets totaling \$321.5 million. On average, states allocated \$6.4 million, 11.7 percent more than last year’s average of \$5.7 million.

Television and magazine advertising expenditures continue to exceed other medium expenditures. Average Web advertising expenditures are increasing rapidly, and direct mail continues to receive the least amount of advertising dollars.

Besides advertising, states use a number of other means to promote travel to their destinations, including toll-free phone numbers for visitor inquiries, annual governors conferences on tourism, press tours, travel-related research, and for some, offices in international cities. Internet Web sites have become the technology of choice for state tourism offices.

Community

Most communities have also recognized the importance of tourism and have established convention and visitors bureaus. In many smaller communities, the **chambers of commerce** or **resort associations** perform this function. Larger cities now own the central convention facilities. A great deal of promotion and sales effort is then devoted to backing these facilities.

Community tourism offices appear to have a long history. The first tourism office in France was created in 1875, in the town of Gerardmer, followed by Grenoble in 1889. In the Netherlands, the first office (in Dutch, Vereniging voor Vreundenverkeer, abbreviated VVV) was founded in the small city of Valkenburg in the Province of Limburg in the year 1885. It was meant to promote the city and to assist tourists. It is the predecessor of today’s local tourist offices all over The Netherlands, which are still called VVV.

City Convention and Visitors Bureaus

A **convention and visitors bureau** is a not-for-profit umbrella organization that represents a city or urban area in the solicitation and servicing of all types of travelers to that city or area, whether they visit for business, pleasure, or both. It is also frequently called a destination management organization (DMO) or destination marketing organization. It is the single entity that brings together the interests of city government, trade and civic associations, and individual “travel suppliers”—hotels, motels, restaurants, attractions, local transportation—in building outside visitor traffic to the area.

Urban tourism is an increasingly important source of income and employment in most metropolitan areas, and therefore it warrants a coordinated and concerted effort to make it grow. This growth is best nurtured by the role a convention and visitors bureau can play in continually improving the scope and caliber of services the city provides to corporate and association meeting planners, to individual business travelers, and to leisure travelers.

The bureau is the city’s liaison between potential visitors to the area and the businesses that will host them when they come. It acts as an information clearinghouse, convention management consultant, and promotional agency for the city and often as a catalyst for urban development and renewal.

Typical services offered to meeting planners include orientation to the city, liaison between suppliers and meeting planners, and meeting management. The meetings and conventions market is huge. The Convention Industry Council estimates that meetings and conventions are a \$122.3 billion-per-year industry (see Chapter 6).

Destination Marketing Association International

Most of the city convention and visitors bureaus belong to the **Destination Marketing Association International** (DMAI), 2025 M Street, NW, Suite 500, Washington, D.C. 20036. This group was founded in 1914 as the International Association of Convention Bureaus to promote sound professional practices in the solicitation and servicing of meetings and conventions. In 1974, the words “and Visitor” were added to IACB’s name to reflect most bureaus’ increasing involvement in the promotion of tourism. In August 2005, the organization changed its name to Destination Marketing Association International to clarify what members do (i.e., destination marketing).

Since its inception, the association has taken a strong position of leadership in the travel industry. The organization has over thirteen hundred members in over six hundred city destination management organizations in more than twenty-five countries. DMAI provides its members with numerous opportunities for professional dialogue and exchange of industry data on convention-holding organizations.

The DMAI Meeting Information Network (MINT) is the world’s leading meetings and convention database, tracking historical and future records on more than twenty thousand meeting profiles of associations and corporations. The database provides

Tourists are provided with timely information and services at tourism information centers all over the world, such as this one in Torremolinos, Spain.
Photo courtesy of the author.



marketing and sales direction to thousands of convention and visitor bureaus, hotels and motels, and other convention industry suppliers.

To encourage exchange between its members, DMAI holds an annual convention, organizes annual educational seminars leading to certificates in sales or bureau operations, organizes topical workshops and seminars, makes regular studies of convention industry trends, maintains a consulting service, and provides its members with government and industry liaison. Visit their Web site at <http://www.destinationmarketing.org>.

SUMMARY

The United Nations World Tourism Organization represents governmental tourist interests and aids in world tourism development. Individual countries, states, and provinces have their own tourist promotion and development organizations that work to promote tourism in their area and coordinate tourism promotion with other groups. Most governments play a regulatory as well as a developmental role in tourism through such agencies as civil aeronautics boards, federal aviation administrations, customs offices, passport bureaus, and so on. Government agencies typically compile research statistics and gather data. Governments also operate tourist enterprises such as airlines, national parks, and sometimes hotels and campgrounds.


KEY CONCEPTS


Canadian Tourism Commission	International Association of	Tourism Australia
chambers of commerce	Convention and Visitor	Travel Industry Association
convention and visitors bureaus	Bureaus	of America
Department of Homeland Security	Office of Travel and Tourism	World Bank
Department of Transportation	Industries	United Nations World Tourism
European Travel Commission	Organization for Economic	Organization
Federal Aviation Administration	Cooperation and Development	World Travel and Tourism
International Air Transport	Pacific Asia Travel Association	Council
Association	state tourism offices	


INTERNET EXERCISES


The Internet sites mentioned in this chapter plus some selected additional sites are listed for your convenience on the companion Web site for this book, www.wiley.com/college/goeldner.

ACTIVITY 1

Site Name: United Nations World Tourism Organization

URL: <http://www.unwto.org>

Background Information: The United Nations World Tourism Organization is the leading international organization in the field of travel and tourism. It serves as a global forum for tourism policy issues and a practical source of tourism know-how.

Exercises

Explore the UNWTO Web site and find the following information.

1. How does the UNWTO communicate with its members and nonmembers?
2. As global competition in tourism becomes more intense, quality is the factor that can make the difference between success and failure.

UNWTO's section on Quality and Trade in Tourism aims to help member destinations improve quality to become more competitive and ensure sustainable development. What are the basic components of UNWTO's quality program?

3. List five publications produced by the UNWTO and why they might be beneficial to a tourism professional.

ACTIVITY 2

Site Name: Pacific Asia Travel Association

URL: <http://www.pata.org>

Background Information: PATA was founded in 1951 to develop, promote, and facilitate travel to and among the destination areas in and bordering the Pacific Ocean and has become the leader of Asia Pacific travel and tourism.

Exercises

Explore the PATA Web site and find:

1. PATA's commitment to sustainable tourism.
2. The latest travel statistics showing inbound arrivals to the region.

 **QUESTIONS FOR REVIEW AND DISCUSSION** 

1. The United Nations World Tourism Organization (UNWTO) has made poverty alleviation through tourism one of its leading priorities. Do you believe this is feasible? What are the major problems you anticipate they will encounter in their efforts to develop and implement this priority?
2. If you were minister of tourism for Thailand, what types of assistance might you request from UNWTO?
3. Referring to question 1, what aid would probably be forthcoming from the Pacific Asia Travel Association?
4. Tourism is the largest export industry in American Samoa. How might its minister of tourism's office be organized?
5. Do you feel that education should be one of the principal functions of any tourism organization? Why or why not?
6. If you were the president of a large international development bank such as FONATUR, what interest would you have in the World Travel and Tourism Council (WTTC)?
7. Speaking philosophically, why should a national government transportation department have any authority to regulate or control passenger fares or cargo rates?
8. Referring to question 7, should a private international organization such as the International Air Transport Association (IATA) have any authority to govern passenger airfares? If so, why?
9. Explain how the Organization for Economic Cooperation and Development (OECD), headquartered in Paris, could help develop tourism in its European member countries.
10. What main points would you expound if you were supporting next year's Office of Travel and Tourism Industries (OTTI) budget on the floor of the U.S. House of Representatives?
11. Is there any need for a private national organization such as the Travel Industry Association of America (TIA)?
12. A state senator strongly opposes the budget for tourism promotion. "Let the hotels and transportation companies promote our state," he exclaims. "We need this money for better schools." As a member of the senate's tourism committee, what would your rebuttal be?
13. If you are a Canadian citizen, how do you feel about your tax dollars being spent on research jointly with the U.S. Tourism Industries Office?
14. Is there a relationship between the work of the Office of Travel and Tourism and the U.S. trade deficit?
15. In what ways does a city's convention and visitors bureau function? How is this organization usually financed?
16. As the manager of a fine resort lodge, what arguments would you use with your board of directors to obtain financial support for your local and regional tourism promotion organization?
17. If you, as manager of a hotel, had joined a tourist association and placed an ad in their publication, how would you ascertain if such investments were paying off?

 **CASE PROBLEMS** 

1. A quite popular tourist state has fallen on hard times. The state government can no longer provide adequate funds for their state park system. The governor has proposed a “group maintenance” policy for the parks. This means that all the parks in a given part of the state would be managed on a group basis. Eliminated would be all of the individual local park managers. Several million people visit these parks each year—an important part of the state’s tourism. What might be some feasible solutions to the funding problems of the park system?
2. Two city council members are having an argument. A proposed budget item for tourist promotion

for the coming fiscal year is being considered. One member endorses this item enthusiastically. The other states, “We don’t benefit much from tourists’ spending here because of the high leakage. I won’t vote for this item; let’s forget it.” You are attending this meeting as a representative of the convention and visitor bureau. How would you respond? If you felt that your declarations were not very convincing, what research should be conducted immediately to strengthen your protourism position?

CHAPTER 5

Passenger Transportation

LEARNING OBJECTIVES

- Comprehend the importance of transportation in tourism.
- Understand the airline industry and its role in travel.
- Examine the domination of the automobile in travel.
- Learn about the role of rail and motorcoach travel.
- Study the cruise industry.



The jet plane transformed the travel industry over fifty years ago. Now the increasingly modern, more fuel-efficient, and much quieter jets of today are but one component of a complex, highly integrated transportation system designed to meet the needs of a broad range of travelers on a cost-efficient basis.

Copyright © PhotoDisc Inc.

INTRODUCTION

Chapters 5, 6, 7, and 8 focus on the operating sectors of the tourism industry, starting with transportation. As shown in Figure 5.1, these sectors represent a critical segment of the tourism phenomenon shown in Figure 1.2. It is the operating sectors that deliver the tourism experience and tend to be viewed by the media, public, and visitors as the “tourism industry.” It is the task of the operating sectors to develop and deliver tourism services and experiences with a spirit of hospitality so they will be truly memorable.

Turning our attention to the transportation sector, we find that since the beginning of time, people have been traveling by various modes, from on foot to riding in a supersonic aircraft. Tourism and **transportation** are inextricably linked. As world tourism increases, additional demands will be placed on the transportation sectors (see Figure 5.2). Looking at the position occupied by the various modes of passenger transportation, one finds that air travel dominates long-distance and middle-distance tourism. The private automobile dominates for shorter trips and is the most popular means of travel for most domestic journeys. The automobile is also very important in regional and international tourism. Rail travel now plays a more limited role than it did in the past. However, this mode could increase its market share, especially in Europe and Asia. The development of high-speed trains will increase rail traffic.

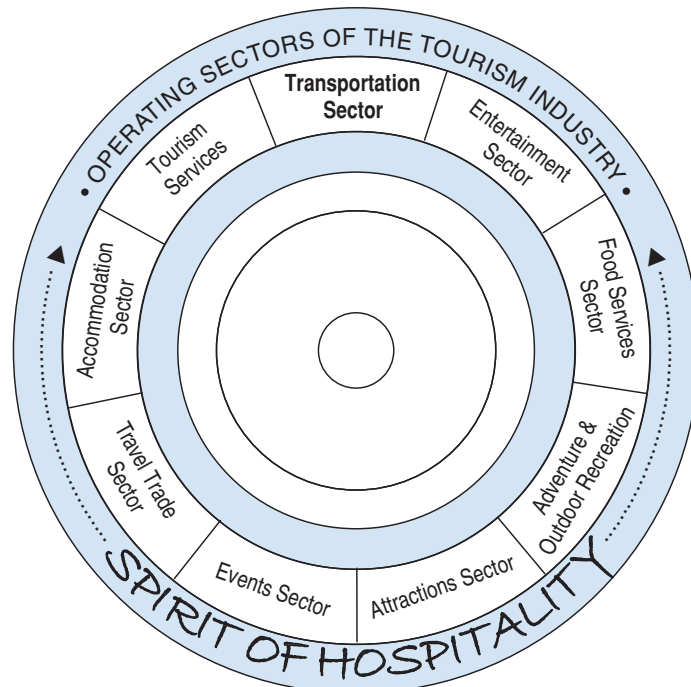


Figure 5.1 Operating sectors of the tourism industry: transportation.

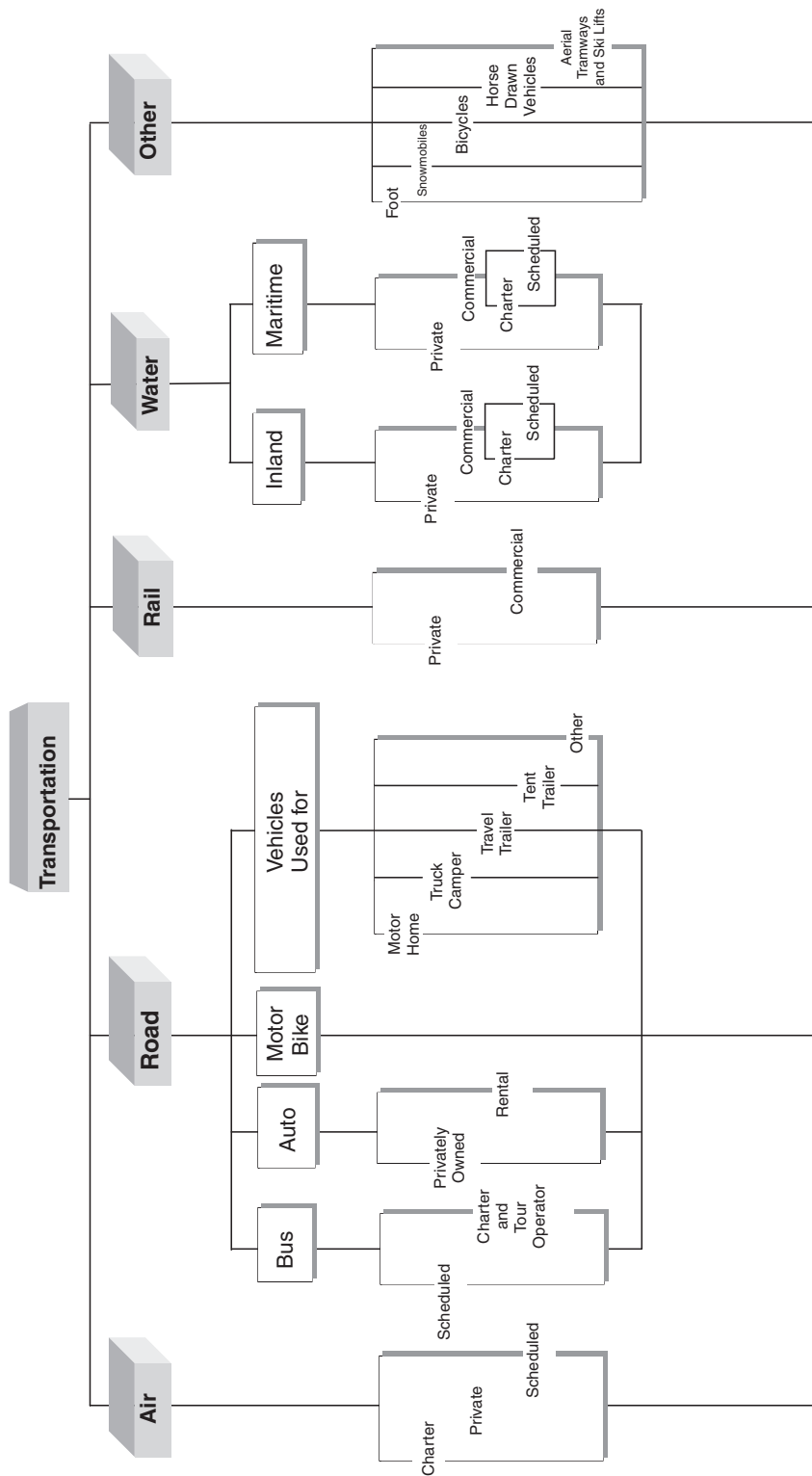


Figure 5.2 Passenger transportation structure.

Motorcoach transportation reaches many communities that are not served by any other public mode; but quantitatively, motorcoaches account for a very small percentage of vehicle miles. Cruises are becoming more popular and are the fastest-growing segment of tourism. However, this segment is still small quantitatively.

An increase in traffic due to world tourism growth puts pressure on transportation facilities, and this can have adverse effects. Situations in the world vary widely within regions, countries, states, and provinces. Also, variations exist between such areas. Even so, the problems seem to be the same all over the world. Those needing the urgent attention of policy makers are as follows:

1. **Congestion.** Serious congestion affects most passenger transportation modes, particularly on roads and at airports during peak periods. In major cities, there is the danger of reaching gridlock. Congestion means delays that are a serious waste of time and energy.
2. **Safety and security.** Ensuring safety and security in transportation is a basic requirement for tourism. This was true before September 11, 2001, and is even more critical today.
3. **Environment.** An increase in traffic may harm the environment if an area does not have the carrying capacity for additional tourists. Transportation planning must take economic, social, cultural, and natural resources costs into account when designing expanded facilities.
4. **Seasonality.** Seasonal patterns of travel demand create overcrowding at certain times. Conversely, low occupancies and load factors will occur at other periods. At peak travel periods, the problems of congestion, security, and the environment become much more severe.

All of these problems are challenges facing transportation planners. They have had and will continue to have an unfavorable impact on the perception tourists have of their vacation experiences. Transportation problems have the potential of creating an unfavorable image of a tourist destination. As the modes of transportation are reviewed in this chapter, think about how they can be developed and integrated to serve the tourist in the best possible manner.

THE AIRLINE INDUSTRY

On December 17, 1903, at Kitty Hawk, North Carolina, Orville and Wilbur Wright launched the aviation age when Orville made the first controlled, sustained flight in a motorized, heavier-than-air craft. While that famous first flight lasted less than a minute, it changed the transportation world forever. Air travel has changed the way people view time and distance. As we celebrate over one hundred years of flight, we find the **airline industry** has grown from an infant to a giant. The world's airline industry now carries over 2.2 billion passengers per year. In the United States alone,

commercial aviation generates more than \$150 billion in annual revenue and employs over 550,000 people.

While the world airline industry is huge, it is facing many challenges. It was 2006 before the air industry saw its first profitable year this century. The world airline industry has survived SARS (severe acute respiratory syndrome), the conflict in Iraq, terrorism, and a sluggish economy, and is now cautiously optimistic about the future. U.S. airlines have fared even worse, suffering over \$5.6 billion in losses in 2005. The U.S. airline industry reported a modest profit for 2006. It was the first year since 2000 that they have earned a profit after cumulative five-year losses totaling a staggering \$35 billion.

Low-Cost Carrier

A low-cost carrier (LCC) or low-cost airlines—also known as a no-frills, discount, or budget airline—is an airline that offers generally low fares by eliminating many traditional passenger services. This concept, experienced first in the United States with Pacific Southwest Airlines in the early 1950s, gave birth to one of the biggest success stories of the last twenty years in the air travel industry. Southwest Airlines, which began service in 1971, is LCC's biggest U.S. success story. They have been a model that other low-cost carriers have emulated. The LCCs now represent over 30 percent of total air travel in the United States and 25 percent in Europe, and are making gains in Asia.

Some typical business practices of LCCs are:

- One passenger class
- One type of airplane to reduce fleet maintenance costs
- Using secondary airports
- Quick airport turnarounds
- Point-to-point service
- Unreserved seating
- Employees working in multiple roles
- Internet booking
- No frills, just low fares

Low-cost carriers are growing, threatening the major carriers and making major carrier profitability a more difficult task. Brand names like Southwest, JetBlue, Ryanair, WestJet, and easyJet are growing and gaining ground against their larger competitors. They are also making a profit. They are being joined by new low-cost carriers in all parts of the world.

The bright spot in the global air industry is Asia and the Pacific. The dynamic economy of the region is making its own airlines profitable and helping carriers from



A jet aircraft can carry hundreds of passengers in a minimum amount of time. Air travel is the most comfortable mode for mid- to long-distance trips. *Copyright © Corbis Digital Stock.*

outside the region with extensive Asia/Pacific operations. At present, the Orient is the world's number-one growth center for air travel.

The world's economy and the tourism industry need a healthy air transportation system. Without airline passengers, rental cars go unrented, hotel beds go unsold, and attractions go unvisited. The airlines have revolutionized long-haul travel, and the range and speed of jet travel have greatly expanded what tourists or business travelers could once accomplish with the equivalent time and funds at their disposal.

Today, for example, it is possible to fly around the globe in less time than it takes to drive across the United States. The system is also incredibly efficient: You need to make only one call to an airline or a travel agent or get on the Internet to purchase a ticket to your desired destination; then all you have to do is go to the airport and check your bags through to the final destination. The logistics that make it happen are complex, but the system works well. For example, United Airlines (including United Express and Ted) offers over 3600 flights a day to 210 domestic and international destinations. Other airlines have similar structures and combine to make a total system that blankets the world.

Although the major advantage of air travel is speed, which results in more time for other activities, there are negative aspects for those who wish to travel by air. These include some people's fear of flying and a lack of geographic accessibility, since many communities in the country are not served by air transportation. An additional

problem is the length of time spent getting to and from the airport. Frequently, this time exceeds that spent en route.

In the United States, air carriers are classified as major if they record over \$1 billion in revenue annually. There are twenty: ABX, AirTran Airways, Alaska Airlines, American Airlines, American Eagle, ATA, Atlas/Polar, Comair, Continental Airlines, Delta Air Lines, ExpressJet, FedEx, JetBlue, Mesa, Northwest Airlines, SkyWest, Southwest Airlines, United Airlines, UPS Airlines, and US Airways. National carriers are those recording annual revenues of \$100 million to \$1 billion and include Air Transport International, Air Wisconsin Airlines, Allegiant, Aloha Airlines, Amerijet International, ASTAR Air Cargo, Atlantic Southeast, Champion Air, Continental Microensia, Evergreen International Airlines, Executive Airlines, Florida West, Frontier Airlines, Gemini Air Cargo, Hawaiian Airlines, Horizon Air, Independence Air, Kalitta Air, Mesaba Airlines, Miami Air International, Midwest Airlines, North American Airlines, Omni Air International, Pinnacle Airlines dba Northwest Airlinck, PSA Airlines, Ryan International Airlines, Spirit Airlines, Sun Country Airlines, Trans States Airlines, Transmeridian, USA 3000 Airlines, USA Jet, and World Airways. There are about thirty-one regional airlines with annual revenues under \$100 million. In addition, there are fifty-five small certified commuter airlines.

The top ten U.S. airlines by passenger revenue are shown in Table 5.1. The table shows that American was the largest carrier in 2006.

It is interesting to compare Tables 5.1 and 5.2. Table 5.2 shows the top world airlines based on passenger revenue. Note that U.S. airlines occupy five of the top ten spots.

One of the best sources of data on the U.S. airline industry is an annual report published by the Air Transport Association of America, 1301 Pennsylvania Avenue NW, Suite 1100, Washington, D.C. 20004. The International Air Transport Association

TABLE 5.1 Top Ten U.S. Airlines by Passenger Revenue, 2006

Airline	Passenger Revenue (\$000)
1 American	\$17,862,000
2 United	17,300,000
3 Delta	15,626,000
4 Continental	12,003,000
5 US Airways	10,710,000
6 Northwest	9,230,000
7 Southwest	8,750,000
8 Alaska	3,334,000
9 JetBlue	2,223,000
10 AirTran	1,816,239

Source: Business Travel News.

TABLE 5.2 Top Twenty World Airlines by Passenger Revenue, 2006

Rank Airline	Passenger Revenue (\$000)
1 Air France-KLM	\$24,248,100
2 Lufthansa	20,271,400
3 American	17,862,000
4 United	17,300,000
5 Delta	15,626,000
6 British Airways	14,253,800
7 Japan Air Lines	12,044,000
8 Continental	12,003,000
9 US Airways	10,710,000
10 ANA	10,490,000
11 Northwest	9,230,000
12 Singapore Airlines	9,122,790
13 Southwest	8,750,000
14 Air Canada	7,626,000
15 Qantas	7,492,000
16 Emirates	5,903,480
17 SAS	4,617,470
18 Iberia	4,219,000
19 Thai	4,022,790
20 Cathay Pacific	3,881,000

Source: Business Travel News.

(see Chapter 4) makes forecasts and publishes financial and traffic statistics on the world airline industry. Their *World Air Transport Statistics* is in its fifty-seventh year of publication and is reported to be the single most timely and authoritative source of international airline data.

Air Transport World (ATW) publishes an annual World Airline Report that typically appears in their July issue. The report is available from ATW at (202) 659-8500 or <http://www.atwonline.com>. The comprehensive report covers the world's top twenty-five airlines, world airline financial statistics, Africa, Asia/Pacific, Canada, Europe, Latin America/Caribbean, Middle East, U.S. Majors, U.S. Nationals, U.S. Cargo Carriers, U.S. Regional/Specialty Carriers, and World Airline Fleets. *Air Transport World* is published monthly by Penton Media, Inc.

Another useful source of information on the airline industry is the U.S. Federal Aviation Administration. Consumer protection is the responsibility of the Department of Transportation.

Deregulation, Alliances, and Consolidation

Under deregulation, the airline industry has undergone dramatic change. It is hard to believe that thirty years have gone by since U.S. airline deregulation was passed in October 1978. Looking back, we can see that it has led to significant consolidation, hub systems, low airfares in competitive situations, and high airfares where competition is lacking.

The future holds more concentration as consolidations and a wave of **alliances** have taken place and more are proposed. Alliances now involve the six largest carriers in the United States. International alliances have been debated since KLM and Northwest linked in 1992. United has the Star Alliance (created in May 1997), which originally included Lufthansa, Air Canada, Thai Airways, and SAS. Since then, Star Alliance has added Varig, Air New Zealand, ANA, Austrian Airlines, BMI British Midland, Asiana Airlines, LOT Polish Airlines, Spanair, U.S. Airways, South African Airways, Swiss Air Lines, Singapore Airlines, and TAP Portugal. Through membership in the Star Alliance, United provides connections to 855 destinations in 155 countries worldwide.

SkyTeam is the global alliance partnering Aeroflot, Aeromexico, Air France, Alitalia, Czech Airlines, Delta Air Lines, Korean Air, Continental Airlines, KLM, and Northwest Airlines. Through one of the world's most extensive hub networks, SkyTeam offers its passengers a worldwide system of more than 14,615 daily flights covering 728 destinations.

American and British Airways have launched a global alliance with Qantas, Cathay Pacific Airways, Royal Jordanian, Malev, Japan Airlines, Iberia, Lan, and Finnair called Oneworld. They also plan to expand the grouping. There are other alliances and partners too numerous to mention, but the alliances cited indicate the high level of concentration present.

More alliances and more consolidations are the wave of the future in the airline industry as alliances continue to add new members, and merger talks take place resulting in more consolidation. Will alliances benefit the consumer through greater choice, more seamless travel, lower fares, greater convenience, and frequent-flyer miles? Or will consolidations and alliances create oligopoly and monopoly, higher fares, and a noncompetitive situation? Only time and government action will answer these questions. The expectation is that the consolidation and alliance trend will continue for several years unless regulatory agencies stop it. Authorities in both the United States and the European Union are analyzing how to deal with major airline alliances and consolidations. The decisions made will shape the future of airlines around the world.

New Planes

The world airline industry now has two new planes to choose from, the Airbus A380 and the Boeing 787 Dreamliner. The Airbus 380 is the largest commercial airliner ever designed. It has twin decks and seats 555 passengers in the typical three-class configuration of service. The A380 has received European Safety Agency and U.S. Federal Aviation Administration (FAA) approval to carry up to 853 passengers in an

Open Skies

After years of negotiations, the United States and European Union have reached an “open skies” agreement to take effect in 2008. Airlines and travel companies have joined together to applaud the agreement aimed at opening up transatlantic flights to greater competition. The Centre for Asia Pacific Aviation (CAPA), based in Sydney, Australia predicts aviation liberalization will gain momentum in Asia with the Singapore-Malaysia bilateral agreement potentially leading a wave of aviation liberalization in Asia. In Canada, air service liberalization is referred to as “blue skies.” Canada is moving ahead with a number of agreements.

Open skies agreements set liberal ground rules for international aviation markets and minimize government intervention. Provisions apply to passenger, all-cargo, and combination air transportation and encompass both scheduled and charter services. Key provisions include:

1. **Free Market Competition** No restrictions on international route rights, number of designated airlines, capacity, frequencies, or types of aircraft.
2. **Pricing Determined by Market Forces**
A fare can be disallowed only if both governments concur—“double-disapproval pricing”—and only for certain, specified reasons intended to ensure competition.
3. **Fair and Equal Opportunity to Compete**
For example:
 - All carriers, designated and nondesignated, of both countries may establish sales offices in the other country, and convert earnings and remit them in hard currency promptly and without restrictions. Designated carriers are free to provide their own ground-handling services—“self-handling”—or choose among competing providers. Airlines and cargo consolidators may arrange ground transport of air cargo and are guaranteed access to customs services.

- User charges are nondiscriminatory and based on costs.

4. **Cooperative Marketing Arrangements**
Designated airlines may enter into code-sharing or leasing arrangements with airlines of either country, or with those of third countries, subject to usual regulations. An optional provision authorizes code-sharing between airlines and surface transportation companies.
5. **Provisions for Dispute Settlement and Consultation** Model text includes procedures for resolving differences that arise under the agreement.
6. **Liberal Charter Arrangements** Carriers may choose to operate under the charter regulations of either country.
7. **Safety and Security** Each government agrees to observe high standards of aviation safety and security, and to render assistance to the other in certain circumstances.
8. **Optional 7th Freedom All-Cargo Rights**
Provides authority for an airline of one country to operate all-cargo services between the other country and a third country, via flights that are not linked to its homeland.

Open skies agreements can be either bilateral or multilateral. The United States has concluded more than seventy bilateral open skies agreements with countries from every region of the world and at every level of economic development. A list of these countries can be found on the U.S. Department of State Web site, <http://www.state.gov>.

DISCUSSION QUESTIONS

1. What are open skies agreements?
2. Are open skies agreements good for the airlines, the consumer, the country?

all-economy-seat configuration. Test flights have been conducted to destinations in all parts of the world in 2006 and 2007. Initial production was delayed by wiring problems. Singapore Airlines received delivery of the first A380 in late 2007 and entered it into service. Boeing's largest plane will be another version of the 747. The 747-8 Intercontinental program was launched in November 2005 with entry into service planned for 2009.

Boeing's new plane is the 787 Dreamliner. This technologically advanced airplane will be built with about 50 percent composite materials, use 20 percent less fuel than today's airplanes of comparable size, hold 200 to 300 passengers, and operate on routes between 3500 and 8500 nautical miles. The first 787 came off the assembly line in mid-2007. The first flight took place in 2007 with the expectation that certification, delivery, and entry into service would take place in 2008. Customers from six continents of the world have placed orders for 642 airplanes, making this the most successful launch of a new commercial airplane in Boeing's history.

Growth

World and U.S. air transportation is expected to grow at a steady rate in the future now that the setbacks of September 11, the war in Iraq, and SARS are over. The stronger the world economy, the greater will be the rate of growth. An example of how the FAA expects U.S. carriers to grow is shown in Table 5.3, where forecasts are given to the year 2020. The big question mark is the impact of fuel prices. Air transport growth is an essential ingredient in tourism's future because the growth of tourism is linked to air transport performance. Without growth in airline passengers, there are fewer new customers to rent cars, stay in accommodations, and visit attractions.

Air Transport Association of America

The airline industry is supported by three major organizations. IATA and ICAO have already been discussed in Chapter 4 under international organizations; they are two key associations controlling air travel. The major U.S. organization is the **Air Transport Association of America**.

In 1936, fourteen fledgling airlines met in Chicago to form the Air Transport Association (ATA) "to do all things tending to promote the betterment of airline business, and in general, to do everything in its power to best serve the interest and welfare of the members of this association and the public at large."

Today, from its headquarters in Washington, D.C., ATA is the nation's oldest and largest airline trade association. Its membership of eighteen U.S. and three associate (non-U.S.) airlines carry about 95 percent of the passenger and cargo traffic carried by scheduled U.S. airlines.

ATA is the meeting place where the airlines cooperate in noncompetitive areas to improve airline service, safety, and efficiency. The mission of ATA is to support and

TABLE 5.3 FAA Aviation Forecasts: U.S. Commercial Air Carriers,^a 2007–2020

Fiscal Year	Revenue Passenger Enplanements (in millions)			Revenue Passenger Miles (in billions)		
	Domestic	International	System	Domestic	International	System
2007	692.3	76.1	768.4	598.6	219.6	818.2
2008	714.0	80.3	794.3	618.8	233.5	852.3
2009	736.3	84.7	821.0	640.6	248.3	888.9
2010	759.9	89.1	848.9	665.3	263.1	928.4
2011	784.5	93.5	878.0	690.6	278.0	968.6
2012	810.3	98.0	908.3	718.4	293.1	1,011.5
2013	837.2	102.6	939.8	747.0	308.7	1,055.7
2014	865.5	107.4	973.0	778.1	325.0	1,103.1
2015	895.3	112.4	1,007.7	811.3	342.0	1,153.3
2016	926.5	117.7	1,044.1	845.7	359.7	1,205.4
2017	959.3	123.1	1,082.4	883.3	378.1	1,261.5
2018	994.2	128.7	1,122.9	922.9	397.3	1,320.2
2019	1,029.2	134.6	1,163.8	964.0	417.3	1,381.3
2020	1,065.9	140.7	1,206.6	1,007.4	438.3	1,445.6

^aU.S. mainline and regional air carriers

Source: Federal Aviation Administration, U.S. Department of Transportation.

assist its member carriers by promoting aviation safety, advocating industry positions, conducting designated industry wide programs, and ensuring public understanding.

Thus, while the carriers are intensely competitive among themselves and with other forms of transportation in their individual promotion of airline service for the traveling and shipping public, they are equally intense in their mutual cooperation on matters of industry-wide importance, such as safety, technological progress, and passenger service improvement.

While ATA's agenda of issues continuously changes, its major priorities remain unchanged. They include:

- Assisting the airline industry in continuing to provide the world's safest system of transportation
- Advocating the modernization of the Federal Aviation Administration's air traffic control system, in order to improve service for airline customers and to benefit the environment
- Increasing the security of airline passengers and cargo against threats directed at the United States
- Seeking to prevent legislative and regulatory actions that would penalize airlines and their customers by imposing rate, route, service, or schedule controls on the industry

- Endeavoring to reduce the disproportionate share of taxes and fees paid by airlines and their customers at the federal, state, and local levels
- Improving the industry's ability to attract capital
- Helping to shape international aviation policy, to ensure that U.S. and foreign carriers can compete on equal terms

During its more than sixty years of existence, ATA has seen the airline industry grow from the small, pioneering companies of the 1930s into key players in the world's economy. ATA members continue to play a major role in shaping the future of air transportation.

ATA headquarters are located at 1301 Pennsylvania Avenue NW, Suite 1100, Washington, D.C. 20004; telephone (202) 626-4000; Web site: <http://www.airlines.org>.

THE RAIL INDUSTRY

Rail passenger transportation, once the major mode of travel in the United States, reached its peak volume in 1920. Major railroads wished to rid themselves of the passenger business, and today the survival of service (other than commuter service) depends largely on Amtrak. In Canada, the situation has been similar, and future rail travel depends on VIA Rail Canada.



Amtrak's Acela Express exemplifies the latest technology in rail service. Passengers in the Northeast Corridor can enjoy high-speed rail service traveling at 150 miles per hour in modern comfort. Copyright © 2001 Amtrak. Photo provided as a courtesy by Amtrak.

Outside North America, where passenger rail service is more extensive, rail transportation assumes a more important role. Ultramodern railway systems with high-speed trains operate in many countries, handling passenger traffic in an economical and efficient manner and providing an alternative to air travel. France and Japan are well known for their high-speed trains. France has been willing to subsidize its rail system. The French government has taken responsibility for rail infrastructure of the state-owned SNCF rail company. Japan continues to improve and expand its famous "bullet train." Some of the largest railways in the world are found in the former Soviet Union, India, and China.

Australia made a significant step forward in rail travel in February 2004 when the new 882 miles of tracks from Alice Springs to Darwin opened. Now one can finally travel on the legendary Ghan Train across the country from Adelaide in the south to Darwin in the north.

Amtrak

Amtrak is the marketing name for the National Railroad Passenger Corporation, an operating railroad corporation, the controlling stock of which is owned by the U.S. government through the U.S. Department of Transportation. Amtrak's business is providing rail passenger transportation in the major intercity markets of the United States. The National Railroad Passenger Corporation was established by the Rail Passenger Service Act of 1970.


Although it receives financial support from the federal government, Amtrak is not a government agency. It is a corporation structured and managed like other large businesses in the United States and competes with all other modes in the transportation marketplace.

Serving forty-six states and five hundred destinations on its 21,000-mile route system, Amtrak carried more than 24 million intercity passengers in fiscal 2006. Amtrak employs nearly 19,000 people. Its employees are represented by fourteen different labor organizations.

Amtrak was launched as an experiment to identify the importance of rail passenger service to a balanced national transportation system. A key for continued support of Amtrak in the mid-1970s was the dramatic impact of the oil embargo and recognition of the need for alternative forms of transportation.

In various transportation corridors, Amtrak is the dominant public carrier. Amtrak provides energy-efficient and environmentally friendly service in some of the nation's most densely populated, congested, and polluted rail corridors, including the Washington, D.C.–Boston Northeast Corridor and between San Diego and Los Angeles, San Francisco and Sacramento, St. Louis and Chicago, and Chicago and Detroit. Amtrak currently serves almost half of the combined air-rail market between the end points of New York and Washington, D.C.; when intermediate cities (such as Baltimore and Philadelphia) are included, Amtrak's share of the air-rail market rises to 70 percent.

Cable cars not only provide transportation, but they also deliver a unique tourist experience and are an essential part of a visit to San Francisco. Their charm continues to attract visitors from around the world. *Photo courtesy of © PhotoDisc, Inc./Getty Images.*



Amtrak launched its Acela Express service between Boston and Washington, D.C., in December 2000 to serve the Northeast Corridor. Passengers can enjoy high-speed rail service traveling at 150 miles per hour in modern comfort. On average, the line is not as fast as high-speed rail lines in other countries. The Acela Express service promises to improve Amtrak's revenue stream. It will become the prototype for high-speed trains in the Pacific Northwest, the Midwest, and the South but is currently the only high-speed rail liner in operation in the United States.

Because Amtrak is subsidized, suppliers of the other modes of transportation (especially bus) feel that Amtrak is attracting its customers with taxpayer assistance. However, even with the controversy, Congress is likely to see that Amtrak remains in business for the foreseeable future. Amtrak typically faces annual cuts in its funding but is usually rescued by Congress.

High-Speed Rail

The countries that have trains currently operating at 125 to 185 miles per hour (mph) (200–300 kilometers per hour [km/h]) are Belgium, China, Finland, France, Germany,

Italy, Japan, Portugal, South Korea, Spain, Taiwan, Turkey, the United Kingdom, and the United States. As constraints on the growth of highway and air travel systems build, high-speed rail has the potential to relieve congestion on other systems. High-speed trains have lower energy consumption per passenger mile than air or automobile modes of transportation. They can move passengers at speeds far faster than cars. While they do not travel as fast as jet planes, they have advantages over air travel for relatively short distances (300 miles) because of the time required for the journey to the airport, checking in, going through security screening, and arriving in the city center. Japan and France have been major leaders in high-speed rail.

Japan

Japan was one of the first countries to develop modern high-speed railways. Many would credit Japan with being the inventor of the concept because in 1964, the country launched the famous Shinkansen (Bullet Train) with speeds of 132 mph (210 km/h). Many countries still have no trains running at this speed. Today, Japan has trains running at 186 mph (300 km/h) and the most heavily traveled network. Japan's speed record is 277 mph (443 km/h). Japan had the largest high-speed rail network in operation until China opened 3750 miles (6000 km) in April 2007.

France and Europe

France is another leader in modern high-speed rail travel. The country holds the speed record of 357 mph (574.8 km/h) set April 13, 2007. France has the most developed high-speed network in Europe. Trains have been running daily in the country at 186 mph speeds since 1989 and have encouraged construction of high-speed lines in Germany, Belgium, The Netherlands, the United Kingdom, and Spain.

Starting with the birth of France's TGV (Train à Grande Vitesse, or High-Speed Train) in 1981, the European train industry (led by Alstom in France and Siemens in Germany) has been on the forefront of high-speed innovation. Streamlined design, underfloor traction systems, and tilting technology have brought the European high-speed train up to speeds of 186 mph (300 km/h). The factor that limits the speed of trains now is the tracks on which they run and the different systems the countries have, which create problems at the borders.

China

The Shanghai Maglev Train has connected Shanghai and Pu Dong International Airport since March 2004. Imported from Germany, it has an operational speed of 268.7 mph (430 km/h). China has an aggressive high-speed rail program and in April 2007 opened several high-speed rail lines between major cities. These lines made China the country with the world's largest high-speed rail network, moving it from last place to first place in network size.

THE MOTORCOACH INDUSTRY

The **American Bus Association** (ABA) reports that there are about 39,000 commercial motorcoaches in use for charters, tours, regular route service, and special operations in North America. The buses carry over 631 million passengers a year. Carriers involved in the regular-route part of the industry operate approximately eight thousand to ten thousand over-the-road intercity coaches. Buses perform a wide range of services, with half of industry mileage on scheduled intercity services, one-third on charters, and the rest on tours, private commutes, airport shuttles, and others.

In 2006, motorcoaches were driven about 2.4 billion miles, with the average bus traveling 62,094 miles. More than half of motorcoach passengers are students and senior citizens.

Intercity bus service is the most energy-efficient passenger transportation mode in the United States when compared to all others by measuring passenger miles per gallon. On average, the motorcoach industry provides 184.4 passenger miles per gallon of fuel, compared to the single-passenger automobile at 27.2 or transit bus at 32.5 passenger miles per gallon. The study titled "Comparisons of Energy Use and Emissions from Different Transportation Modes," produced by M.J. Bradley and Associates, also shows that motorcoaches produce carbon emissions of only 56 grams per passenger mile, compared to 371 grams for a single-passenger car and 299 grams for a transit bus.

The motorcoach industry is composed largely of small entrepreneurial businesses. There are over 3500 companies, 90 percent of which have fewer than twenty-five buses. These entrepreneurial companies operate about 19,000 motorcoaches, account for almost 40 percent of the total industry mileage, and carry one in five passengers. More than half of motorcoach jobs are with small businesses employing fewer than fifty people. The industry employs 200,000 workers, not including jobs in the bus manufacturing and supplier sector. Clearly, motorcoach travel contributes significantly to tourism revenues in local communities. In Washington, D.C., alone, 23.4 percent of 21 million annual visitors arrive by motorcoach. If only half of those visitors came as part of an overnight tour, \$424 million would flow into those local businesses.

Motorcoaches are also the intermodal glue in America's often-disjointed transportation system. Motorcoaches link passengers arriving and departing through airports, train stations, and seaports with their final home, work, and tourism destinations.

Regular/Route/Scheduled Bus Service

About one hundred privately owned companies in the United States offer regular route bus service. Greyhound Lines, Inc., the only nationwide bus carrier for regular intercity route service, serves more than 3,100 destinations with 16,000 daily departures. Greyhound has four subsidiaries in the United States that are a part of the nationwide

Greyhound network. They include: Carolina Trailways, serving the Southeast; Texas, New Mexico and Oklahoma Coaches (TNM&O), serving the Southwest; Valley Transit Company, serving the Texas–Mexico border; and Vermont Transit, serving New England.

In addition, Greyhound has interline partnerships with a number of independent bus lines across the United States. These bus companies provide complementary service to Greyhound Lines' existing schedules and link to many of the smaller towns in Greyhound Lines' national route system.

Amtrak passengers use Greyhound to make connections to cities not served by rail on Amtrak Thruway service, by purchasing a ticket for the bus connection from Amtrak in conjunction with the purchase of their rail ticket. If passengers desire, they may also buy a bus ticket directly from Greyhound.

For travel within Canada, Greyhound Canada carries millions of passengers across the country's provinces and territories each year. The company also provides Greyhound Courier Express package delivery service to its various Canadian locations.

For those within Mexico who wish to travel by Greyhound in the United States, Greyhound subsidiary Greyhound de Mexico can sell Greyhound tickets at one of more than one hundred agencies located throughout Mexico. The agencies also sell tickets for several Mexican bus companies, such as Estrella Blanca, which connect to Greyhound service at the United States–Mexico border cities.

The Trailways Transportation System, a federation of independently owned bus companies that market intercity service under the Trailways name, covers a large portion



The motorcoach industry is the most pervasive form of intercity public transportation in the world. Motorcoaches provide both scheduled and charter service. This motorcoach carried passengers from Alice Springs, Australia, to Ayers Rock. *Photo by the author.*

of the United States. Other independent companies provide service on a regional basis and feed passengers into the Greyhound or Trailways systems, into the Amtrak rail system, and into airports. The approximate number of places in the United States served by intercity buses is 3300. This compares to about 550 airports with scheduled airline service and to about 540 Amtrak stations.

Charters and Tours

Both domestic and international travelers are heavy users of motorcoaches because coach travel gives them time to see and experience sights with a group of friends without having to deal with traffic and road maps. About one-third of U.S. motorcoach and tour operators polled by ABA report an increase in overseas visitors. Sales of tours and charters are expected to grow in the 3 to 5 percent range. Because of the increasing popularity of motorcoach tours, tour operators nationwide now conduct trips to myriad destinations and drive there safely in state-of-the-art-equipped vehicles at an economical price.

The National Tour Association's *NTA 2000 Packaged Travel in North America* study provides information that enables tourism professionals to determine the economic impact of a motorcoach visiting a destination. The impact to the local economy is \$192 per passenger per day, or \$7,680 per day if the motorcoach has forty passengers. Expenditures include such items as meals, lodging, shopping, admission fees, souvenirs, and local taxes.

Trends

Do you expect to enjoy a full-length feature film on your next motorcoach trip? Or relax in a comfortable seat? If you think you can do these traveling only on an airline, think again. Leisure motorcoach travel is a popular way to see North America. The modern trip by motorcoach is nothing like you remember from your childhood days. Forget your preconceived ideas of crowded, stuffy buses. Today's luxury vehicles have reclining seats and air conditioning and are among the safest and cleanest modes of transportation available. Charter luxury motorcoaches are more luxurious than flying on a commercial airline.

Motorcoach Organizations

The American Bus Association is the national organization of the intercity bus industry and serves as the prime source of industry statistics. ABA represents approximately one thousand motorcoach and tour companies in the United States and Canada. Its members operate charter, tour, regular route, airport express, special operations, and contract services (commuter, school, transit). Another 2300 member organizations

represent the travel and tourism industry and suppliers of bus products and services who work in partnership with the North American motorcoach industry. ABA has a total membership of over three thousand companies. The American Bus Association's headquarters are located in downtown Washington, D.C.: 700 13th Street NW, Suite 575, Washington, D.C. 20005-5923; telephone (202) 842-1645; Fax (202) 842-0850; e-mail abainfo@buses.org; Web site is <http://www.buses.org>.

The **United Motorcoach Association** (UMA), founded as the United Bus Owners of America in 1971, is a trade association with about two thousand motorcoach company members and motorcoach industry manufacturers, suppliers, and vendors spread across North America. UMA member companies provide a broad variety of charter motorcoach services, much of it for preformed groups. Other member services include tours, schools, intercity transit, and shuttle or commuter lines. UMA serves the informational, legislative, regulatory, and business needs of its member companies. Within the membership, companies range from one and two vehicles to those with many hundreds of coaches, from small tour-specific companies to those performing intercity route service, charter operations, and tour operations on a coast-to-coast scale.

UMA's offices are located at 113 S. West Street, Alexandria, VA 22314-2824; telephone (800) 424-8262 or (703) 838-2929; e-mail info@uma.org; Web site <http://www.uma.org>.

THE AUTOMOBILE

Most of the travel in the world takes place in the **automobile**. In the United States, auto travel is an integral part of the travel industry with the vast majority—79 percent—of U.S. domestic person-trips being taken by car, truck, camper/recreation vehicle, or rental car. Affordability, flexibility, and convenience make auto travel the most popular mode of transportation all over the world. Because passenger car registrations continue to increase worldwide, motor vehicles will continue to be the dominant mode of transportation for decades to come.

All studies show the automobile's dominance, whether the study is from the Air Transport Association, the Highway Administration, the Census Bureau, or the Travel Industry Association's research department. There is no doubt that the great bulk of intercity transportation of passengers is by automobile. Data also indicate that this has been constant for several decades. The energy crisis that many have forgotten (1979) made some inroads into auto travel, causing some shifts to common carriers, but these inroads have been small. However, because of the great dominance of the automobile in travel, even a small shift in automobile travel to the common carriers can result in enormous increases in the carriers' business.

The automobile has played an even more important role in travel because of the tragedy of September 11, 2001. As with past incidents, the trend is to shift from air travel to auto travel and to take trips closer to home. After September 11, the share of

auto person-trips increased 2 percent in just one year, and auto travelers stayed close to home. Future incidents will likely produce the same results.

The interstate highway system significantly encouraged vacation travel and especially encouraged long-distance travel. It made automobile travel much faster and more comfortable. A major concern of tourism groups today is the maintenance of the highway network. There is growing evidence that the highway system is in need of substantial repair to prevent it from suffering further deterioration. A poor road system costs the individual driver, the bus operator, and other users additional funds in terms of increased fuel use and vehicle maintenance, and the knowledge that a highway is in poor condition may cause travelers to select another destination to avoid the problem.

On the whole, people's attitudes are very favorable toward travel by automobile. The key feature of the automobile is immediate accessibility and convenience. The automobile owner can leave from his or her own doorstep at any hour of the day or night and travel to a chosen destination. When two or more persons travel by automobile, the per-person cost of travel is more favorable than it is with the other transportation modes. Air is the primary competitor to the automobile when it comes to travel, especially for long trips. Travelers must weigh the advantages of air travel—the quality of service, speed, and comfort—against the automobile's advantages of price and accessibility.

Recreation Vehicles

The **recreation vehicle** (RV) segment deserves special mention because, according to the Recreation Vehicle Industry Association (RVIA), there are currently 8.2 million RVs on the road in the United States, enjoyed by some 30 million enthusiasts. One in twelve vehicle-owning households has an RV, with ownership predicted to increase to 8.5 million by the year 2010. RVers travel an average of 4,500 miles per year, spending twenty-six days in their vehicle. In Canada, estimates put privately owned RVs at 500,000 to 850,000. While the RV market has had its ups and downs because of events such as the energy crisis, the recession, and the Iraq war, the market for recreation vehicles is huge, with sales in 2006 totaling \$14 billion.

Slide-out technology, introduced during the mid-1990s, has now advanced to become available in living rooms, dining rooms, bedrooms, and kitchens. At the touch of a button, this mechanism lets a portion of the room and the objects in it, such as a couch, table, or refrigerator, slide outward up to about 3½ feet. Slide-outs are available in a wide variety of RVs: motor homes, mini-motor homes, travel trailers, fifth-wheel trailers, and even folding camping trailers. Electronics have also come to RV travel, with direct broadcast satellite systems, computer hookups, onboard global positioning systems (GPS), and rearview monitors now popular options.

The typical U.S. RV owner is forty-nine years old, is married, owns a home, and has an annual income of \$68,000. A University of Michigan study indicates that

intentions to purchase an RV are strongest among baby boomers. Nearly 9 percent of households headed by thirty-five- to fifty-four-year-olds own an RV, slightly exceeding the 8.6 percent ownership rates of those fifty-five and over.

Of increasing economic significance is the steady rise in RV rentals. The Recreation Vehicle Rental Association (RVRA) reports that its members are experiencing significant growth, and strong demand has encouraged hundreds of businesses to enter the rental market, while others have expanded their operations. More than four hundred national RV rental chain outlets and local RV dealerships offer state-of-the-art, late-model-year vehicles for rent.

Travel agencies around the world are responding to the demand by including RV rental information in their customer brochures. Also available from some rental dealers are comprehensive tour packages that include services such as airline and railway connections for fly/drive and rail/drive plans, one-way packages, off-season rates, vacation planning, guided escort tours, and campground discounts. The recent surge of foreign visitors has helped increase the RV rental market. Visitors from Japan, Australia, New Zealand, and the United Kingdom are major customers. An estimated half million overseas visitors a year rent RVs. Visit the Recreation Vehicle Industry Association Web site at <http://www.rvia.org>.

Highways and Scenic Byways

Automobile travel in the United States has received a boost from the **National Scenic Byways program**. The Intermodal Surface Transportation Efficiency Act of 1991 (ISTEA) established the Scenic Byways program, which provided \$80 million over six years for carrying out eligible programs on designated scenic byways. According to the Federal Highway Administration, the United States has 4 million miles of roads, and approximately 51,500 have been designated as or are potential scenic byways. All fifty states have existing byways, with an average of nine routes per state. An ISTEA reauthorization bill, the Transportation Equity Act for the Twenty-first Century (TEA-21), became law on June 9, 1998, and ensured continuation of the National Scenic Byways program. The act called for \$148 million for improvements to roads of scenic or historic value. TEA-21 provided 40 percent more funding for transportation than the 1991 law it replaced, authorizing a six-year expenditure of \$216 billion. TEA-21 was reauthorized in 2005 as SAFETEA-LU (Safe, Accountable, Flexible and Efficient Transportation Equity Act—A Legacy for Users) with guaranteed funding for highways, highway safety, and public transportation totaling \$244.1 billion. SAFETEA-LU represents the largest surface transportation investment in U.S. history.

The act authorizes a total of \$175 million through 2009 for technical assistance and grants to states and Indian tribes to develop Scenic Byways programs and to implement projects on highways of outstanding scenic, historic, cultural, natural, recreational, and archaeological qualities designated as National Scenic Byways, All-American Roads, America's Byways, state scenic or Indian tribe scenic byways. Additional

spending authority totaling \$13.5 million was provided to fund technical support and educational activities provided by the America's Byways Resource Center.

Rental Cars

An important aspect of automobile travel is the **rental car industry**, whose growth has been paralleling or exceeding the growth in air travel. While there is no question about the rental car business having heavy use by businesses, it also has substantial vacation use and frequent combination-trip use.

Air travel is critical to the car rental business as airport revenues account for much of overall car rentals in the United States. Hertz is the airport market leader with about 29 percent of the airport rental business.

According to *Business Travel News (BTN)* in their *2007 Business Travel Survey*, the rental car industry grosses around \$25 billion. The major companies are Hertz, Enterprise, Avis, Budget, National, Alamo, Dollar Thrifty. Table 5.4 shows them ranked by their 2006 total revenue.

Recent years have witnessed a vast change in the ownership of the major rental car companies, and shifts continue to take place. Hertz has returned to public ownership.



A customer-oriented transportation system requires that the interface between different modes of travel be facilitated. Technology is increasingly used to ensure fast and convenient service. *Photo courtesy of Budget Rent-A-Car Company.*

TABLE 5.4 U.S. Rental Car Companies, Ranked by Revenue, 2006

Car Company	Revenue (\$000)
1 Enterprise	9,040,000
2 Hertz	6,273,000
3 Avis	3,400,000
4 National	1,943,500
5 Budget	1,700,000
6 Dollar Thrifty	1,538,673
7 Alamo	1,143,500

Source: Business Travel News.

In 2007, Vanguard Car Rental Group, the parent of Alamo and National, announced the sale of these two brands to Enterprise. Avis Budget Group, Inc., formerly Cendant Corporation, now owns Avis and Budget.

Enterprise Rent-A-Car is one of the surprises in the rental car business. The privately held rental car firm has the largest revenue (\$9.0 billion) and one of the largest fleets of rental cars in the United States, with over 711,000. It was launched as an insurance replacement firm that supplies rental cars to people whose vehicles have been damaged or stolen or are undergoing mechanical repairs. In addition to this market segment, Enterprise has now gone global and serves all rental markets. However, airport locations are dominated by the big four: Hertz, Avis, Budget, and National. Enterprise delivers its cars to customers who phone for service.

Computerized navigation systems have come to rental cars and are predicted to be a growing attraction. Bookings over the Internet are increasing.

Many of the auto rental systems are international and have services in virtually every tourist destination area in the world. These companies arrange for the purchase, lease, or rental of automobiles domestically and abroad. Companies representative of this type of organization are: Americar Rental System; Auto Europe; Europcar International; Hertz International, Ltd.; the Kemwel Group, Inc.; and Inter Rent.

Taxi and Limousine Service

Taxi and limousine companies play an exceedingly important part in tourism. Local transportation companies perform vital services for air, bus, rail, and shipping lines. Businesspersons and tourists alike would have a difficult time getting from place to place if these services were not available. Inclines and aerial trams serve as a form of taxi service and are of a special interest to visitors in scenic tourist destination areas as a form of recreation and sightseeing.



At many destinations, visitors begin their journey in a taxi. Cab drivers represent the “first ambassador” of a destination and thus are critically important to visitor satisfaction. *Photo courtesy of Corbis Digital Stock.*

The Taxicab, Limousine, and Paratransit Association (TLPA) in Kensington, Maryland, is the major taxicab association. TLPA has eleven hundred members who are fleet owners operating thousands of passenger vehicles, including taxicabs, limousines, liveries, vans, airport shuttle fleets, and minibuses. The association sponsors an annual convention and trade show, is involved with political action, and publishes *Transportation Leader* quarterly.

The National Limousine Association, located in Marlton, New Jersey, was founded in 1985, has two thousand members, and is made up of limousine owners and operators and limousine manufacturers and suppliers to the industry. It seeks to promote and advance industry professionalism, the common interests of members, and the use of limousines. It monitors legislation; sponsors seminars on safety, regulatory issues, and management; compiles statistics; and offers insurance plans.

Oil Companies

Oil companies the world over have a very important stake in automobile tourism and thus are organized in many ways to serve the wants and needs of travelers. In the United States, many of the major oil companies publish road maps as a touring service. Some companies have organized motor clubs, such as the Amoco Motor Club, which provides travel information and routing services for its members, among other services. An example of special travel services is the *Mobil Travel Guide*.



Trams and cable cars can greatly enhance visitors' abilities to enjoy many different views of a destination. Here, the halfway point on the Palm Springs tram's journey from the 2643-foot Valley Station to the 8516-foot Mountain Station is reached when the two cars pass between towers two and three. At this point, the two cars are thirty-four feet apart. *Photo courtesy of the Palm Springs Aerial Tramway.*

The Mobil Corporation (known as Exxon Mobil Corporation since the 1999 merger) began producing the Mobil Travel Guide books in 1958. The first edition carried only five southwestern states. Since then their books have become premier travel guides in North America, covering all fifty states and Canada. The accommodations are rated from one to five stars in quality and indicate the prices of typical meals and accommodations to suit every budget. Each guide also contains a variety of special sightseeing tours with easy-to-follow maps.

Automobile Clubs and Organizations

The **American Automobile Association** (AAA) is the world's largest single membership travel group, with a membership of over 49 million people in the United States and Canada. This organization promotes travel in several different forms among its members, including auto travel as a primary form of transportation. It also operates worldwide travel services similar to those provided by a travel agency or tour company. The AAA Travel Agency also provides travel services for nonmembers and is thus competitive with other tour companies and retail travel agencies. This additional service gives the club a certain glamour and status in the community, and nonmembers who are brought into the club office through the travel service become prospective new members in the automobile club.

AAA provides emergency road service to members. It also provides insurance protection to motorists through its various state and city affiliate organizations (such as AAA Michigan), publishes travel maps and tour books, and has a national touring board as well as a national touring bureau staff. The principal function of the tour books is to describe the history, attractions, points of interest, and accommodations in hotels, resorts, motels, and restaurants that have been inspected and approved by AAA field representatives. All accommodations listed have been selected on the basis of a satisfactory report submitted by the AAA field representative.

An organization of wider geographic membership is the World Touring and Automobile Organization, with headquarters in London, England. Other organizations of a similar nature are the International Road Federation of Washington, D.C.; the Pan American Highway Congress, Washington, D.C.; Inter-American Federation of Touring and Automobile Clubs, Buenos Aires; and the International Automobile Federation, with headquarters in Paris.

THE CRUISE INDUSTRY

Cruise Lines International Association (CLIA) states that cruising is currently the fastest-growing segment of the travel industry. It is experiencing a surge of growth in passengers, ships, and ship passenger capacity. **Cruise lines** are expanding their fleets and adding new amenities and new ports of call. As with other sectors of travel suppliers, a great deal of consolidation is taking place.

Since 1980, the industry has had an average annual growth rate of about 8.0 percent. In 1980, 1.43 million passengers cruised; in 2006, a new record was set with 12.1 million passengers (see Table 5.5). The average length of a cruise in 2006 was 7.0 days. CLIA estimates that a record 12.6 million passengers will take a cruise in 2007. The increase in travelers choosing to cruise in 2007 is supported by the introduction of twelve new ships adding 22,039 beds to the fleet. CLIA member lines have invested more than \$23 billion in forty new vessels that will enter service between 2008 and the end of 2012. This will be a capacity increase of 88,705 beds.

Although ships have been a means of transportation since early times, the cruise industry is young. Its purpose is really to provide a resort experience rather than point-to-point transportation. Though the modern-day cruise industry is barely thirty

TABLE 5.5 Annual Cruise Passenger Growth

Year	Actual (000s)		
	North America	Foreign	Worldwide
1980	1,431		
1990	3,496	278	3,774
1991	3,834	334	4,168
1992	4,023	362	4,385
1993	4,318	410	4,728
1994	4,314	486	4,800
1995	4,223	498	4,721
1996	4,477	493	4,970
1997	4,864	516	5,380
1998	5,243	625	5,868
1999	5,690	647	6,337
2000	6,546	668	7,214
2001	6,637	862	7,499
2002	7,472	1,176	8,648
2003	7,990	1,536	9,526
2004	8,870	1,590	10,460
2005	9,671	1,509	11,180
2006 ^a	10,180	1,940	12,120
2007 ^b	10,600	2,020	12,620

^aEstimated.

^bProjected.

Source: Cruise Lines International Association.



The cruise industry is one of the most rapidly growing sectors of tourism. Its growth is expected to continue, and many new ships are scheduled to come on line in the next few years. *Photo by author.*

years old, it has established itself as an important component of the United States travel and tourism industry. According to a study by Business Research Economic Advisors (BREA), the North American cruise industry generated \$35.7 billion in total economic activity in 2006. An estimated 348,000 American jobs were created.

Historically, most of the cruise companies have focused their marketing efforts on North American clientele. However, with a marked increase in recent years of European, South American, and Asian vacationers taking American-style cruises, cruise companies have begun to pay more attention to the international markets. Additionally, some of these cruise companies have positioned ships in Europe for seasonal operations, thereby creating greater awareness among European clientele.

The cruise industry's performance and satisfaction are the pacesetter for the rest of the travel industry. No other vacation category can touch a cruise for product satisfaction and repeat business.

Growth has affected not only passenger and ship capacity, but the ports of embarkation as well.

Embarkation Ports

Ports within the state of Florida serve as home for the majority of the U.S.-based cruise industry. This is primarily due to the state's close proximity to the prime cruising waters of the Caribbean. Most of these cruises are three, four, or seven days in length,

though there are some voyages of ten or fourteen days. Miami currently claims the title “Cruise Capital of the World.” Ports in Fort Lauderdale, Tampa, and Port Canaveral also play host to a number of cruise ships. Several ships operating Caribbean cruises are also based in New Orleans.

New York City and Boston are popular embarkation points for cruises to New England, Bermuda, and Canada’s Maritime Provinces. On the West Coast of the United States, both Los Angeles and San Diego are home ports for cruises of three, four, or seven days to Mexico. San Francisco and Seattle are also popular ports. San Juan, Puerto Rico, a U.S. territory, has also become a popular port of embarkation for seven-day cruises to the southern Caribbean.

One of the most popular summertime cruising areas in recent years is Alaska’s Inside Passage. These cruises are frequently combined with land excursions into Alaska’s interior and the Yukon Territory. Most of these cruises depart from Vancouver, British Columbia, Canada.

One company, Majestic America Line, offers cruises on some of America’s most famous rivers, including the Mississippi and Ohio, on riverboats styled after early paddle-wheel steamers.

Cruise Itineraries Cover the Globe

Though the islands of the Caribbean continue to be the leading year-round destination, CLIA member cruise lines service cruising areas around the world. The Mediterranean Sea plays host to an increasing number of cruise ships during the summer season, and CLIA reports that the industry continues to show an increased emphasis on European and Southeast Asia itineraries. In 2003, the Caribbean share was over 45 percent, the Mediterranean 12.6 percent, Europe 9.8 percent, Alaska 7.7 percent, western Mexico 6.2 percent, TransCanal 3.8 percent, and Hawaii 3.4 percent. Today these destinations remain strong, but the trend is to visit destinations farther afield, with regions such as Asia, South America, and the South Pacific becoming hot destinations.

And one of the world’s greatest adventures—a transit of the Panama Canal—remains one of the industry’s big attractions. These cruises usually begin or end in San Francisco, Los Angeles, or Fort Lauderdale.

Security

The cruise industry’s highest priority is to ensure the security and safety of its passengers and crew. CLIA works closely with the Department of Homeland Security (DHS), which now houses the U.S. Coast Guard, Customs and Border Protection, Bureau of Immigration and Customs Enforcement, and the Transportation Security Administration. By working with these agencies, the industry ensures compliance with all U.S. and international maritime standards established to maintain shipboard security.

CLIA MEMBER LINES

American Cruise Lines	Norwegian Cruise Line
Carnival Cruise Lines	Oceania Cruises
Celebrity Cruises	Orient Lines
Costa Cruises	Pearl Seas Cruises
Crystal Cruises	Princess Cruises
Cunard Line	Radisson Seven Seas Cruises
Disney Cruise Line	Royal Caribbean International
Holland America Line	Seabourn Cruise Line
Hurtigruten (formerly Norwegian Coastal Voyage Inc.)	SeaDream Yacht Club
Majestic American Line	Silversea Cruises
MSC Cruises	Uniworld River Cruises
	Windstar Cruises

Consolidation

The consolidation that has been taking place in the travel industry is rampant in the cruise sector as well. Carnival Corporation, the world's largest cruise company, recently acquired Princess Cruises, and already owned Cunard, Costa, Holland America, Windstar, and Seabourn. Royal Caribbean International (RCI) is the second-largest player and recently acquired Celebrity Cruises. Competition is fierce, with these two companies adding new passenger ships. Disney now is in the cruise business and is adding a new ship.

While CLIA members (see box) represent over 90 percent of the North American cruise market and over 80 percent of the ships, the world cruise fleet is supplemented by freighter cruises, river cruises, yachts, ferries, and charters. About eighty freighters provide accommodations for a limited number of passengers, such as six to twelve. Freighter cruises tend to last a long time, go to unknown parts, have schedules that can change rapidly, and be moderately priced. They appeal to the more adventurous traveler.

River Cruises

Along with ocean cruises, river cruising has experienced rapid growth over the past decade, especially in Europe, where the number of passengers has more than quadrupled.

In comparison with ocean cruises, river cruise ships tend to be smaller, carrying around 100 to 150 passengers, generally travel only by day, and have onshore visits to cities and sites of cultural or historical interest built into the itinerary. In many ways they are more like a tour than a cruise. River cruises have a definite competitive

advantage over bus trips as there is no need to unpack and repack luggage at every stop. An advantage over ocean cruising is that there is no risk of seasickness. River cruise passengers can sightsee from the comfort of the ship, an appealing feature to older travelers, who are the principal market for river cruising. The rapid aging of Europe and North America populations over the next twenty years bodes well for the future growth of river cruising.

River cruises are popular in the United States on the Mississippi River on the Majestic America Line whose ships include the famous *Delta Queen* and *Mississippi Queen*. Other popular river cruise destinations are in Egypt on the Nile, in China on the Yangtze, in Brazil on the Amazon, Russian river cruises between St. Petersburg and Moscow, the Ukraine's Dnieper river, and in Europe on the Rhine, Danube, Main, Seine, Rhône, and Elbe, just to mention a few. Barge and canal trips are also popular in many places.

Viking is the world's largest river cruise line. Other major operators are Croisi Europe, Deilmann, Globus/Cosmo, Grand Circle, INTRAV, Lüftner, Nicko Tours, Scylla, Travelscope, and Uniworld.

Cruise Lines International Association

Cruise Lines International Association is a marketing and promotional trade organization made up of twenty-three of the major cruise lines serving North America, representing over 173 ships (see box). CLIA was formed in 1975 out of a need for the cruise industry to develop a vehicle to promote the general concept of cruising. In 2006, it merged with the International Council of Cruise Lines (ICCL), a sister entity created in 1990 dedicated to participating in the regulatory and policy development process of the cruise industry. Today, CLIA exists to promote all measures that foster a safe, secure, and healthy cruise ship environment; educate; train its agent members; and promote and explain the value, desirability and affordability of the cruise vacation experience.

When, in mid-1984, the Federal Maritime Commission consolidated other industry organizations into CLIA, it became the sole marketing organization of the cruise industry. CLIA represents 97 percent of the cruise industry, and more than 16,000 travel agents are affiliated with CLIA and display the CLIA seal, which identifies them as authorities on cruise vacations. The CLIA headquarters is located at 910 SE 17th Street, Suite 400, Fort Lauderdale, FL 33316; telephone (754) 224-2200; fax (754) 224-2250; Web site <http://www.cruising.org>.

OTHER MODES OF TRANSPORTATION

While tourists use planes, trains, motorcoaches, taxis, shuttle buses, boats, and cruise ships to arrive at destinations, other modes of transportation are also an integral part of tourism. One of the most important and easily overlooked is pedestrian travel,

or walking. Tourists and locals alike depend on their feet as a primary mode of travel. Tourists are great walkers, covering many miles sightseeing or using their feet to arrive at an attraction, sidewalk café, or gelato stand. Thus, it is imperative that pedestrian environments and the surface where tourists walk and the areas in which they move are welcoming and safe. Tourism planners must make pedestrian travel part of their development plans.

The walking paths by the river in Brisbane, Australia, are an outstanding example of good planning benefiting both tourist and locals with an attractive, safe, integrated transportation scheme. In contrast, walking in Cairo, Egypt, or Kuala Lumpur, Malaysia, is a challenge.

In addition, walking tours around the world have proven popular, as evidenced by the many itineraries offered by such firms as Country Walkers, whose slogan is "Explore the world one step at a time."[®]

Cycling is another mode embraced by some travelers and tourist destinations. A number of companies feature biking tours. The Hoge Veluwe National Park in Holland is laced with paths for cars, bicycles, and walkers. There are more than twenty-seven miles of paths specifically designed for bicycling. While most people visit the park for the Kroller-Muller Museum (famous for its Van Gogh paintings), the park also contains a magnificent sculpture garden, forests, and sand dunes. It is possible to cycle your way around the park, thanks to a thousand-plus fleet of free-to-use white bicycles. The fleet of bicycles reduces bus and auto traffic in the park and allows tourists a convenient way to see all the sights.

Trams, cable cars, gondolas, and ski lifts are all additional modes of transportation that are important to specific resorts and destinations. They facilitate the flow of tourists and in many cases bring them to places that would otherwise be inaccessible. Also they can be tourist attractions themselves.

SUMMARY

Transportation services and facilities are an integral component of tourism. In fact, the success of practically all forms of travel depends on adequate transportation. Transportation services and facilities are the arteries through which the lifeblood of the travel industry flows. Travel by air dominates long- and middle-distance travel in the United States. But private automobiles carry the bulk (about 80 percent) of all travelers on short trips. Automobiles are also very important on long and international trips. Rental cars are popular, because they supplement air travel. Rail travel in the United States has declined substantially since the 1950s but is still important in commuting and longer-haul traffic. Motorcoach transportation is available in far more places than either air or rail, but it constitutes a rather small percentage of total vehicle miles. Vacationing on cruise ships has become the fastest-growing segment of the U.S. travel industry. New and refurbished cruise ships are appearing regularly.

Associations and groups of passenger carriers are important to their sectors' well-being and growth. Some of the most important are Air Transport Association of America; American Bus Association, United Motorcoach Association, American Automobile Association (affiliated with the Canadian Automobile Association); World Touring and Automobile Association; Recreation Vehicle Industry Association; Taxicab, Limousine, and Paratransit Association; National Limousine Association; and the Cruise Lines International Association.

Increases in almost all forms of tourism automatically boost passenger traffic, sometimes creating problems. Congestion can be especially bad on streets and roads and at airport terminals. Safety and security are basic requirements, and successful tourism depends on these factors. The environment will be affected by any form of transportation. Careful planning and increased awareness and preventive measures are needed to minimize such undesirable effects.

Long-term projections show increases in the demand for transportation. Increased taxes and fuel prices on this industry are having an adverse effect. It is hoped that these can be mitigated in time. Rail travel is increasing in Europe and Asia, where high-speed trains are being used.

KEY CONCEPTS

airline industry
Air Transport Association
alliances
American Automobile
Association
American Bus Association
Amtrak

automobile
cruise lines
Highways and Scenic Byways
program
motorcoaches
oil companies
rail travel

recreation vehicles
rental cars
safety and security
taxi and limousine service
transportation (importance of)

INTERNET EXERCISES

The Internet sites mentioned in this chapter plus some selected additional sites are listed for your convenience on the companion Web site for this book, www.wiley.com/college/goeldner.

ACTIVITY 1

Site Name: Cruise Lines International Association (CLIA)

URL: <http://www.cruising.org>

Background Information: CLIA's primary objective is to help the over 16,500 CLIA-affiliated agencies become more successful at capitalizing on the booming and profitable cruise market. CLIA has twenty-three member lines, which represent 97 percent of the cruise industry.

Exercises

1. You are working for a travel agency and have a family in your office. You realize early in the conversation that the wife is very interested in a cruise but the husband has some definite reservations. After probing for several minutes, the husband identifies the following concerns and questions he has about cruises: (1) I will get bored and feel confined. (2) I am afraid I will get seasick. (3) Cruises are only for rich people. (4) What can you do with kids on a ship? (5) What is there to do at night? How would you address these concerns/questions in order to sell this family a cruise?
2. Choose a cruise line and develop a summary of entertainment features the cruise line offers.

3. Choose a cruise line and identify what packages they offer for honeymooners and for families with children.

ACTIVITY 2

Site Name: Air Transport Association (ATA)

URL: <http://www.airlines.org>

Background Information: The Air Transport Association of America is the trade organization of principal U.S. airlines. ATA airline members and their affiliates transport more than 90 percent of all U.S. airline passenger and cargo traffic.

Exercises

1. What does the site say about airline safety?
2. What is the forecast for future air travel?


QUESTIONS FOR REVIEW AND DISCUSSION


1. Explain why air travel now dominates long- and middle-distance travel.
2. What were the main reasons that rail passenger transportation declined in the United States after 1920?
3. Identify the social and economic factors that would bring about a resurgence in motorcoach travel.
4. Describe the principal appeals of cruising.
5. Why is the cruise market expected to continue its extraordinary growth pattern?
6. What might be at least a partial solution to the problem of automobile congestion at major airports?
7. Similarly, make clear your ideas for alleviating flight arrival and departure congestion.
8. If you knew in advance that you would have a long drive through heavy traffic to reach the airport, followed by a wait in line for 30 minutes at the airline departure desk, 30 minutes at security, and that your plane would remain on the runway for 30 minutes before taking off, would you still make the pleasure trip?
9. Evaluate the importance of safety and security in all forms of travel. What is the safest mode of passenger transportation?
10. Taking each mode of transportation, what specifically can be done to minimize damage to the environment?
11. If you were vice president of marketing for an airline, what programs would you undertake to even out peaks and valleys in demand?

 **CASE PROBLEMS** 

1. The Rotary Club program chairman has asked you to give a talk on the advantages of cruises. He has also hinted that club members might be interested in taking a group cruise with their spouses and children. What would you include in your talk?
2. Air transportation is truly a global industry. However, future growth in world demand is being impeded by many nations that have enacted various air regulations and restrictive laws. A beginning toward a “new world order” of global competition and interconnectedness has appeared. The first “open skies” agreement

was established between the United States and the Netherlands. This agreement, dubbed Open Skies I, signals the beginning of what could become global. The agreement abolishes all legal and diplomatic environments as well as all other trade barriers that impede airline efficiency. It also encourages competition. The Open Skies I accord completely deregulates air services between the two countries. If such pacts were agreed to between the U.S. and the EU and the U.S. and Asian countries, how would this affect demand for travel on the world’s airlines? Explain and give several examples.

CHAPTER 6

Hospitality and Related Services

LEARNING OBJECTIVES

- Study the lodging industry, its ancient origins, its associations, names of leading companies, and its vital role in the economy.
- Appreciate the immensity of the restaurant food service industry.
- Learn the current trends in resorts and timesharing modes of operation.
- Discover why meetings and conventions, as well as meeting planners, are so important to tourism.



There are numerous resorts on the Mexican coast, such as those found in Manzanillo. Copyright © Corbis Digital Stock.

INTRODUCTION

As noted in Chapter 2, providing overnight accommodations for travelers goes back into antiquity; it is the world's oldest commercial business. Guest rooms were first part of private dwellings. Then came caravansaries and guest quarters provided in monasteries. Today, lodging and food service activities are enormous in economic importance. Many lodging places provide meeting rooms, convention facilities and services, restaurants, bars, entertainment, gift shops, gaming, health clubs, and other activities and facilities. Figure 6.1 extracts the operating sectors from Figure 1.2 and shows that accommodations and food services are critical sectors of the tourism industry. See Figure 6.2 for the structure of the accommodations industry. In this chapter we examine this industry as well as the even larger food service business, meetings and conventions, and related services.

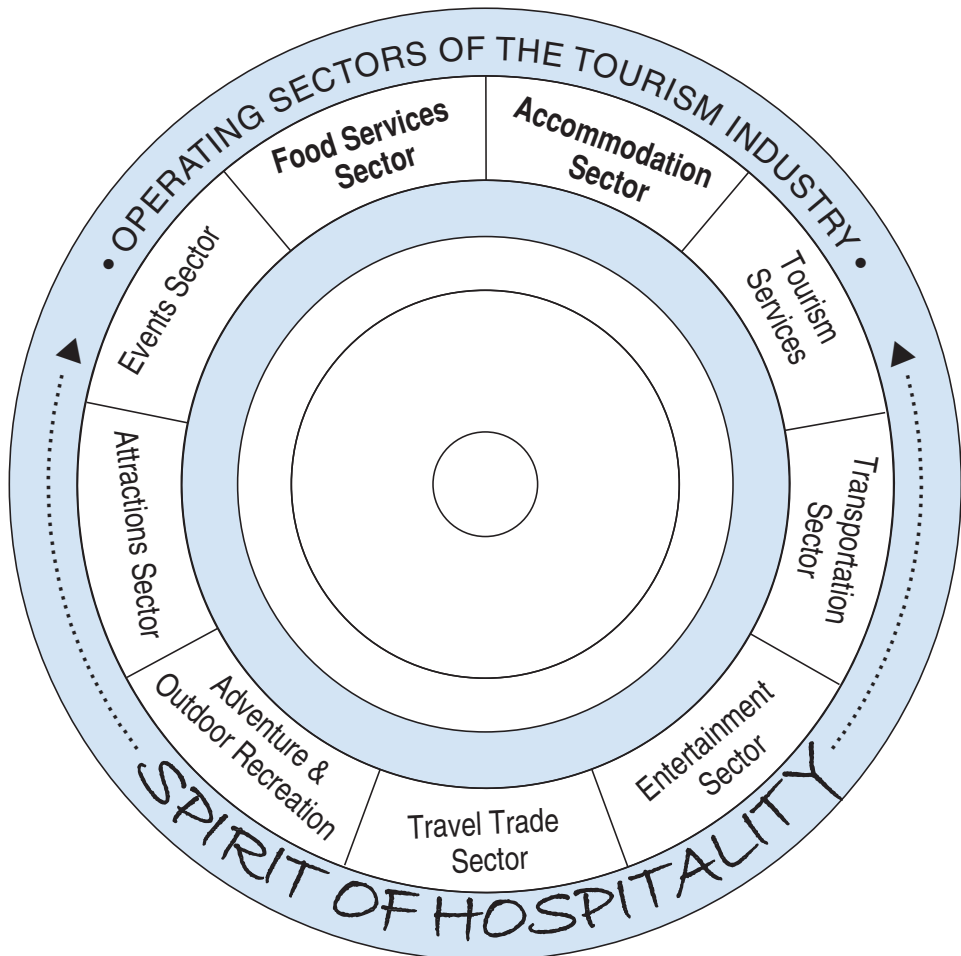


Figure 6.1 Operating sectors of the tourism industry: accommodation and food services.

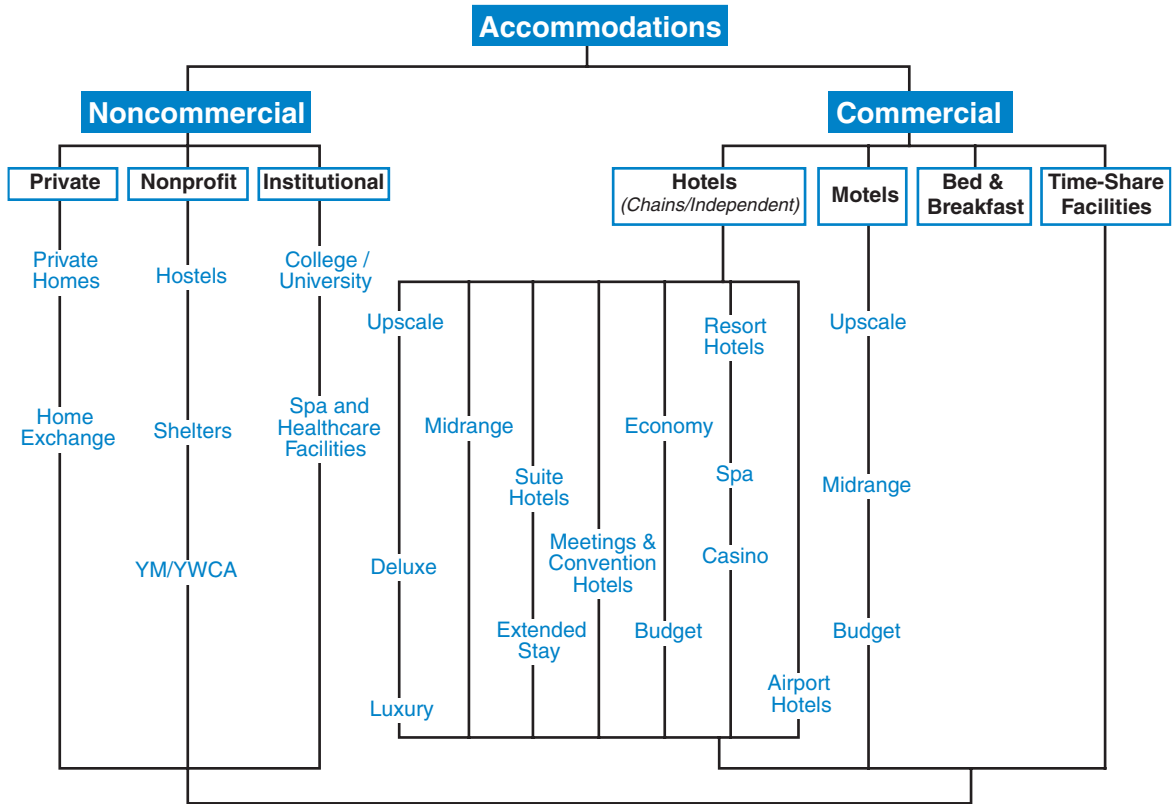


Figure 6.2 Accommodations structure.

THE LODGING INDUSTRY

The United Nations World Tourism Organization (UNWTO) estimates that the world hotel room inventory grows by about 2.5 percent a year. Occupancy rates vary, but they average about 65 percent overall. Such places as London, Beijing, New York, San Francisco, Hawaii, the Caribbean area, and the city of Las Vegas are noted for higher occupancy rates.

World hotel accommodations are heavily concentrated in Europe and North America, with Europe accounting for 44.7 percent of the world's room supply and the United States accounting for 27 percent, for a total of over 71 percent. Asia and the Pacific region account for 13.9 percent, Africa 3.1 percent, and the Middle East 1.5 percent.

According to the American Hotel and Lodging Association (AH&LA), the U.S. lodging industry (which includes hotels, motels, suites, and resort properties) recorded

a profitable year in 2006. The industry grossed \$26.6 billion in pretax profits in 2006, up from \$22.6 billion in 2005, and up from the previous record \$24.0 billion in pretax profits in 2000.

The AH&LA 2007 Lodging Industry Profile shows the industry numbered 47,135 properties, 4.4 million rooms, \$133.4 billion in sales, \$26.6 billion in pretax profit, 63.3 percent average occupancy rate, and \$61.93 revenue per available room (RevPAR, a combination of occupancy and average room rate). The average room rate was \$97.78 in 2006, up from \$90.88 in 2005. Over the past ten years, this number has increased significantly. In 1996, the average rate was \$70.93. Forecasts for 2007 and 2008 are for continued strong performance of the lodging sector as average daily room rates continue to rise and RevPAR continues to increase. There will be some softening as supply is now increasing faster than demand for rooms.

Who is the typical lodging customer? According to the AH&LA, 44 percent are business travelers and 56 percent are leisure travelers. The typical business room night is generated by a male (65 percent), age thirty-five to fifty-four (50 percent), employed in a professional or managerial position (44 percent), and earning an average yearly household income of \$85,900. Typically, these guests travel alone (56 percent), make reservations (90 percent), and pay \$112 per room night.

The typical leisure room night is generated by two adults (42 percent), ages thirty-five to fifty-four (41 percent), and earning an average yearly household income of \$77,100. The typical leisure traveler also travels by auto (77 percent), makes reservations (86 percent), and pays \$103 per room night.

For a hotel stay, 35 percent of all business travelers spend one night, 26 percent spend two nights, and 39 percent spend three or more nights. Of leisure travelers, 42 percent spend one night, 30 percent spend two nights, and 28 percent spend three or more nights.

The impact of international travelers on the hotel industry is considerable. In 2006, 17 million overseas travelers stayed in a hotel or motel. Their average length of stay in a hotel was 7.5 nights, with 1.7 people in the travel party. The main purposes of trips for overseas travelers who stayed in hotels and motels were leisure, recreation, and holiday at 56 percent, and business at 31 percent. These extremely mobile travelers visited 1.6 states while in the country. To move about the United States, they rented cars (33 percent) and took taxis and limousines (48 percent).

Technology has had a profound influence on the lodging industry in recent years. Over 90 percent of hotel companies have Web sites, and industry surveys show that business travelers want Internet access in their guest rooms. Many hotels are becoming wireless. Online expenditures for hotel bookings are increasing.

Self-service check-in and check-out continues to grow as self-service kiosks are multiplying rapidly. The kiosks are located in the lobby and allow the guests to check in or out of the hotel by simply swiping their credit card, eliminating the need to go to the front desk. The kiosks are similar to the ones used by the airlines. Major chains, such as Hyatt, Hilton, Marriott, Sheraton, and Fairmont, are installing kiosks that allow

Elegance and comfort meet in this spacious double guest room at the Phoenician Resort in Scottsdale, Arizona, which also offers scenic views of the desert. *Photo courtesy of the Phoenician.*



The hospitality industry creates many unique, pleasurable, and memorable experiences for the tourist. *Photo courtesy of Holiday Inn Family Suites Resort, Lake Buena Vista, Orlando, Florida.*



busy customers to check themselves in and get a key. According to kiosk maker NCR Corporation, a person who checks in at a kiosk can speed the process by 48 percent.

Smith Travel Research and AH&LA provide valuable information on the lodging industry. In addition to the annual lodging profile, AH&LA has Smith Travel Research do a comprehensive study of the industry periodically. The last AH&LA study was released in 2004 and looked at the size, scope, and emerging trends of the lodging industry and made comparisons with previous studies. The study included new categories on wireless technology and the latest menu options for low-carbohydrate and low-calorie dietary needs. Popular and returning categories included meeting room high-speed Internet access, in-room safes, pet policies, the age of properties, energy management sensors, property Web sites, special discounted rate offers, nonsmoking rooms, air purifiers, and security cameras in lobbies.

Some of the highlights of the survey are that high-speed Internet access has increased from 7 percent in 1998 to 50 percent in 2004; linen/towel reuse programs continue to grow in popularity, rising from 14 percent in 1994 to 57 percent in 2004; voice mail has grown from 4 percent in 1990 to more than 78 percent in 2004; hotels offering cable or satellite television has increased from 69 percent in 1998 to 98 percent in 2004; and only 8 percent offer DVD players in their guestrooms.

The lodging industry has practiced market segmentation in recent years. Many of the big chains offer products at almost every price level: full-service luxury hotels, luxury all-suite hotels, resort hotels, moderately priced full-service hotels, moderately priced all-suites, moderately priced limited-service, and economy or budget motels (see box). Hotels and motels are classified in a variety of ways. One of the most common is by location, such as resort, city center, airport, suburban, or highway.

Rank

There are a number of very large companies in the lodging industry, and many of the big chains are getting bigger. *Hotels* (published by Cahners Business Information, 2000 Clearwater Drive, Oak Brook, Illinois, 60544-8809) compiles an annual listing of the world's three hundred largest corporate hotel chains. The July 2007 issue reports the thirty-seventh annual listing of lodging's giant companies. The concentration of the lodging industry is clearly demonstrated by the ranking of the top twenty-five, which appears in Table 6.1. The ranking is based on the number of rooms. The top ten companies have 3.9 million rooms. *Hotels* reports that the InterContinental Hotel Group continues to head the list with a total room count of 556,246. Wyndham Hotel Group (formerly Cendant) was second with 543,234. Marriott International ranked third with 513,842 rooms. Hilton Hotels Corporation was fourth with 501,478, and Accor Hotels rounded out the top five with 486,512.

While fifteen of the top twenty-five international franchised hotel chains are headquartered in the United States, the list is global. England has the top ranked InterContinental Hotel Group; France has Accor, ranked fifth and Société du Louvre,

 GLOSSARY 

- **Revenue per available room (RevPAR).** Total guestroom revenue for a given period divided by the total number of occupied rooms during the same period (excluding public rooms). A simple way to calculate is to multiply the occupancy times the room rate.
- **Average daily room rate for guest.** Total guestroom revenue for a given period divided by the total number of guests accommodated for the same time period.
- **Percentage of occupancy.** The percentage of available rooms occupied for a given period. It is computed by dividing the number of rooms occupied for a period by the number of rooms available for the same period.
- **Income before other fixed charges.** Income after management fees, property taxes, and insurance does not include deductions for depreciation, rent, interest, amortization, and income taxes. Comparisons beyond income after property taxes and insurance are virtually meaningless due to wide variances in ownership, depreciation methods, financing bases, applicable income taxes, and so on.
- **Full-service hotel.** A hotel that provides a wide variety of facilities and amenities, including food and beverage outlets, meeting rooms, and recreational activities.
- **Limited-service hotel.** A hotel that provides only some of the facilities and amenities of a full-service property. This category includes properties commonly referred to as motels or motor hotels.
- **Resort hotel.** A hotel in which all rooms have separate, but not necessarily physically divided, sleeping and living areas.
- **Convention hotel.** A hotel that provides facilities and services geared to meet the needs of large group and association meetings and trade shows. Typically, these hotels have in excess of four hundred guest rooms and contain substantial amounts of function and banquet space flexibly designed for use by large meeting groups. They often work in concert with other convention hotels and convention centers to provide facilities for citywide conventions and trade shows.

ranked sixteenth; Germany has TUI AG/TUI Hotels and Resorts, ranked eleventh; Spain has Sol Melia SA, ranked twelfth, and NH Hoteles SA, ranked twentieth; China has Jin Jiang International Hotels, ranked seventeenth; Netherlands has Golden Tulip, ranked eighteenth; Belgium has Rezidor Hotel Group, ranked twenty-second; and Canada has Fairmont Raffles Holdings, ranked twenty-third.

Trends

The trend in the lodging industry has been away from independently owned and operated properties toward chain and franchise affiliations, which get larger and larger. There are also referral groups or voluntary membership associations. Both independents and chains have found it profitable to join together to market their properties.

TABLE 6.1 Top Twenty-Five Hotel Chains

Rank ^a	Company Headquarters	Rooms	Hotels
2006		2006	2006
2005		2005	2005
1	InterContinental Hotels Group	556,246	3,741
1	Windsor, Berkshire, ENGLAND	537,533	3,606
2	Wyndham Hotel Group	543,234	6,473
2	Parsippany, New Jersey, USA	532,284	6,344
3	Marriott International	513,832	2,832
3	Washington, DC, USA	499,165	2,741
4	Hilton Hotels Corp.	501,478	2,935
4	Beverly Hills, California, USA	485,356	2817
5	Accor	486,512	4,121
6	Paris, FRANCE	475,433	4,065
6	Choice Hotels International	435,000	5,376
5	Silver Springs, Maryland, USA	481,131	5,897
7	Best Western International	315,401	4,164
7	Phoenix, Arizona, USA	315,875	4,195
8	Starwood Hotels & Resorts Worldwide	265,600	871
8	White Plains, New York, USA	257,889	845
9	Carlson Hospitality Worldwide	145,331	945
9	Minneapolis, Minnesota, USA	147,129	922
10	Global Hyatt Corp.	140,416	749
10	Chicago, Illinois, USA	134,296	731
11	TUI AG/TUI Hotels & Resorts	82,111	279
11	Hannover, GERMANY	82,455	279
12	Sol Meliá SA	80,856	407
13	Palma de Mallorca, SPAIN	81,282	328
13	Extended Stay Hotels	75,860	681
13	Spartanburg, South Carolina, USA	74,936	672
14	LQ Management LLC (was La Quinta Corp.)	64,856	582
19	Irving, Texas, USA	46,739	413
15	Westmount Hospitality Group	63,380	384
16	Houston, Texas, USA	55,000	360
16	Société du Louvre	59,616	840
15	Torcy, FRANCE	55,538	819

Rank ^a		Rooms	Hotels
2006	Company Headquarters	2006	2006
2005		2005	2005
17	Jin Jiang International Hotels	53,552	277
22	Shanghai, CHINA	41,130	199
18	Golden Tulip Hospitality/THL	51,182	512
18	Amersfoort, NETHERLANDS	47,661	498
19	Interstate Hotels & Resorts	50,199	223
14	Arlington, Virginia, USA	65,293	286
20	NH Hoteles SA	47,799	330
25	Madrid, SPAIN	37,643	258
21	Vantage Hospitality Group (American Best Value Inns)	46,910	699
24	Westlake Village, California, USA	37,939	610
22	Rezidor Hotel Group	45,463	225
20	Brussels, BELGIUM	45,000	263
23	Fairmont Raffles Holdings International	44,149	123
29	Toronto, Ontario, CANADA	33,768	88
24	MGM Mirage	43,785	18
17	Las Vegas, Nevada, USA	47,921	22
25	Walt Disney World Co.	40,399	47
26	Burbank, California, USA	36,990	43

^a Rankings are based on total rooms.

Source: *Hotels* (July 2007). *Hotels* magazine, a Cahners Publication, 2000 Clearwater Drive, Oak Brook, IL USA 60523.

The trend toward consolidation and acquisition will continue because chains have the potential for improvement in productivity and because of the advantages that accrue to large size. Chains can most effectively use training programs, employee selection programs, major equipment with different layouts, prices, advertising, equipment, technology, marketing, and so on, and what works well in one property can be employed chainwide. One reason for the popularity of the referral groups is that members who are independent operators achieve the marketing benefits of chains without chain membership.

Franchising is also well known in the lodging industry and has made a rapid penetration into the marketplace. However, franchising generates mixed reports. Many managements believe that it is difficult to control the franchises and maintain the quality that the chain advertises and the standards that are supposed to be met. Thus, many chains are buying back franchises to ensure that management maintains the

quality level desired. In other cases, firms are moving ahead rapidly with franchising because they can conserve cash and expand more rapidly by franchising. In addition, the franchisee, having invested his or her own capital, has great motivation to succeed.

Franchisees have the advantage that they receive a known “name” as well as the knowledge, advice, and assistance of a proven operator. Franchising also spreads the costs of promotion, advertising, and reservation systems over all outlets, making the unit cost much lower. If the franchiser has an excellent reputation and image, the franchisee benefits greatly. Most of the companies with franchise operations also operate company-owned units. Industry predictions are that as the industry grows and matures, there will be less franchising, which will give the chains more control over their properties and operations so that they can maintain the desired quality control. Increased competitiveness and improved properties will necessitate having the ability to make these improvements.

A trend in the lodging industry appears to be that more large properties will be operated under management contracts. Investors, such as insurance companies, frequently purchase hotel properties and turn them over to chains or independents to manage—a process that has advantages to both parties. The owner has the financial resources and the manager has the reputation and experience to manage the property profitably. Other trends are the increased use of central reservation systems, emphasis on service, and the use of yield management techniques.

One of the increasingly popular amenities offered by modern hotels is a fitness facility. These are provided in response to the changing lifestyles and demands of customers. *Photo courtesy of Hot Springs Lodge & Pool.*



Bed-and-Breakfasts

Moving from the megacorporate chain to the **bed-and-breakfast** (B&B) establishment demonstrates the diversity in lodging accommodations and the fact that many small businesses make up much of the tourism industry.

The growing bed-and-breakfast segment is made up of over 20,000 privately owned homes, inns, and reservation services. B&Bs provide both luxury and economy accommodations and are found in resort areas as well as in many areas where major hotel and motel chains do not build. This brings tourism dollars into communities often neglected by most tourists.

Insight into the characteristics and operation of B&Bs is provided by their trade association, the Professional Association of Innkeepers International (PAII), which hired The Highland Group to study the operations, marketing, and finances of B&Bs. The PAII *2004 Industry Study* shows the B&B industry is \$3.4 billion in size. The average B&B had 7.9 rooms, an average daily rate of \$143.90, an average occupancy rate of 41 percent, and RevPAR of \$59.57. The study found 29 percent were in rural locations, 16 percent were urban, 3 percent were suburban, and 52 percent were village; 87 percent were tourist destination/resort properties; 93 percent of rooms had a private bath; 74 percent of the larger inns (21-plus sleeping rooms) have meeting space; 53 percent handle weddings and do an average of seven per year; 11 percent were new B&Bs; and 8 percent of B&Bs were sold with an average purchase price of \$653,981.

B&B guests were 50 percent leisure travelers. Tourists and guests celebrating a special occasion such as a honeymoon, anniversary, or birthday accounted for 24 percent. International guests totaled 8 percent as did those on business. Over 95 percent of properties have their own domain name. Visit the PAII Web site at <http://www.paii.org> to learn about their latest studies.

B&Bs provide the best possible avenue for travelers of all ages and locations to experience firsthand the lifestyles in areas of the country previously unknown to guests. The B&B host can become an area's best ambassador. In many cases around the nation, the institution of a B&B has saved a historic property that might otherwise have been destroyed.

B&B reservation services inspect and approve B&B homes and inns, maintain ongoing quality control, and provide one-stop shopping for the traveler. They can provide the traveler with recourse in case of a problem. Reservation services are privately owned corporations, partnerships, or single proprietorships, each representing from thirty-five to one hundred host homes and inns.

Timeshare Resorts

In its book *Timeshare: The New Force in Tourism*, the United Nations World Tourism Organization has named timeshare as one of the fastest-growing sectors of the travel and tourism industry. UNWTO states that timeshare has grown at an annual rate of

PROFILE



Mr. J. W. MARRIOTT, Jr.
Chairman and Chief Executive Officer
Marriott International, Inc.
Washington, D.C.

J. W. Marriott, Jr., is chairman and chief executive officer of Marriott International, Inc., one of the world's largest lodging companies. His leadership spans more than fifty years, and he has taken Marriott from a family restaurant business to a global lodging company with more than 2,800 properties in sixty-eight countries and territories.

Mr. Marriott's vision for the company is to be the world's leading provider of hospitality services. It is grounded in his intense focus on taking care of the guest, extensive operational knowledge, the development of a highly skilled and diverse workforce, and offering the best portfolio of lodging brands in the industry. Under his leadership, Marriott continues

to enjoy strong customer, owner and franchise preference, steady growth and profitability.

Known throughout the industry for his hands-on management style, Mr. Marriott has built a highly regarded culture that emphasizes the importance of Marriott's people and recognizes the value they bring to the organization. Marriott International's "spirit to serve" culture is based on a business philosophy eighty years ago by his parents, J. Willard and Alice S. Marriott: "Take care of the associate, and they'll take care of the guest." Today, approximately 151,000 Marriott associates are serving guests throughout the world.

Marriott International is also well known as a great place to work and for its commitment to diversity and community service. It has consistently been named to *Fortune* magazine's lists of most admired companies, best places to work, and top companies for minorities.

At an early age, Mr. Marriott developed a passion for the business and worked in a variety of positions in the Hot Shoppes restaurant chain during his high school and college years. He joined the company full time in 1956 and soon afterward took over management of Marriott's first hotel. Mr. Marriott became executive vice president of the company, then its president, in 1964. He was elected chief executive officer in 1972 and chairman of the board in 1985.

Regarded as a lodging innovator, Mr. Marriott began shifting the company in the late 1970s from hotel ownership to property management and franchising. His strategic decision allowed the company to accelerate its growth and broaden its leadership position. That transformation culminated in the company's split into Marriott International, a hotel

more than 15 percent since the 1980s, compared to a growth rate of slightly over 2 percent for hotel accommodations and 4 percent for tourism overall. Timeshare—or vacation ownership, as it is also called—is worldwide.

The American Resort Development Association (ARDA) reports there are 5,425 resorts worldwide located in 95 countries. Figure 6.3 shows the locations of timeshare

management and franchising company, headed by Mr. Marriott, and Host Marriott International, a hotel ownership company chaired by his younger brother, Richard Marriott.

Mr. Marriott has also worked to compile a family of eighteen lodging brands, which range from limited service to full-service luxury hotels, that meet the needs of any traveler. Today, the company manages and franchises hotels and resorts under the Marriott, JW Marriott, Renaissance, Bulgari, The Ritz-Carlton, Courtyard, Residence Inn, SpringHill Suites, TownePlace Suites, and Fairfield Inn brand names; develops and operates vacation ownership resorts under the Marriott Vacation Club International, The Ritz-Carlton Club, Grand Residences by Marriott, and Horizons brands; operates Marriott Executive Apartments; provides furnished corporate housing through its Marriott ExecuStay division; operates conference centers; and manages golf courses.

Mr. Marriott serves as a director of the United States Naval Academy Foundation. He serves on the Board of Trustees of the National Geographic Society and The J. Willard & Alice S. Marriott Foundation and is a member of the Executive Committee of the World Travel & Tourism Council and the National Business Council. Mr. Marriott is chairman of the President's Export Council, a presidential advisory committee on export trade, and he serves on the U.S. Travel and Tourism Advisory Board (TTAB) and on the Secure Borders Open Doors Advisory Committee (SBODAC). In addition, he serves as chairman of the Leadership Council of the Laura Bush Foundation for America's Libraries.

Mr. Marriott attended St. Albans School in Washington, D.C., earned a B.S. degree in banking and finance from the University of Utah, and served as an officer in the United States Navy. He is an active member of the Church of Jesus Christ of Latter-Day Saints. He is married to the former Donna Garff. They have four children and fourteen grandchildren. Visit Bill Marriott's official blog, *Marriott on the move* (www.blogs.marriott.com).

WORDS ABOUT THE FUTURE

In 2007, Marriott celebrated two important milestones: the eightieth anniversary of our company and fifty years in the lodging industry. I supervised our first hotel, and I'm just as passionate and excited about this business today as I was back then.

Today, more people are traveling throughout the world than ever before and the lodging industry is offering a broad spectrum of hotels and resorts to meet every need, from affordable to ultra luxury. As middle classes develop in India, China, and Eastern Europe, millions of new travelers are beginning to explore their own countries, regions, and the world, fueling unprecedented growth. Almost every day gives us a new insight into the power of globalization.

With the great prosperity also comes great responsibility. As we approach three thousand hotels, our company has an unparalleled opportunity to serve the communities where we work and live—to make a difference.

resorts. North America leads with over 1,700, of which 1,590 are in the United States. Europe hosts 25 percent led by Spain; Latin American has 16 percent led by Mexico; and Asia has 14 percent led by Japan. Africa with 6 percent, the Caribbean with 5 percent, and the Pacific with 3 percent round out the locations.

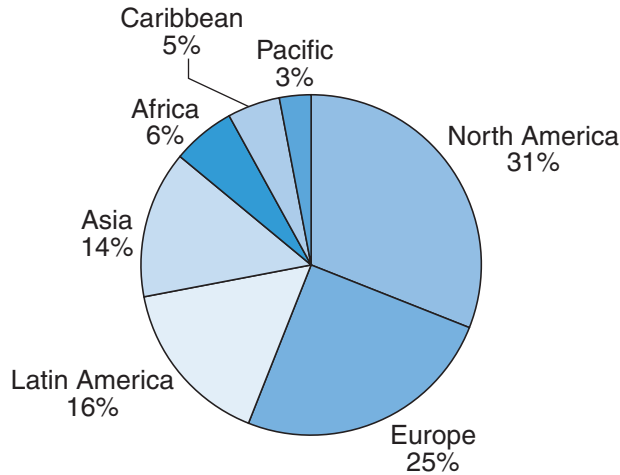


Figure 6.3

Locations of timeshare resorts.

Source: Ragatz Associates, Resort Timesharing Worldwide and in the United States: 2003 Edition, Summary Report.

These resorts provide about 325,000 accommodation units worldwide. Some 132,000 (41 percent) are in the United States, where timeshare resorts tend to be largest, averaging more than eighty units each. On a global basis, the average timeshare resort offers about sixty units. Some 6.7 million households own the rights to about 10.7 million timeshare weeks. Timeshare owners reside in more than 270 countries.

Timeshare is one of the fastest-growing and most resilient segments of the U.S. tourism industry. In the period since September 11, 2001, unlike other sectors, timeshare figures have shown strong growth. U.S. sales grew by 16 percent in 2006 to \$10 billion over 2005 sales of \$8.66 billion, according to a study released by the ARDA International Foundation. The survey of 625 U.S. resorts shows robust growth over the last five-year period, with sales up 81 percent and average resort size growth of 32 percent.

As of January 1, 2007, there were 1,615 ownership resorts operating in the United States. There are a total of 4.4 million U.S. timeshare owners, up from 4.1 million in 2005, 3.87 million in 2004, 3.4 million in 2003, and 3 million in 2002.

The number of timeshare units in the United States, as of January 1, 2007, was 176,232, with 14,000 newly constructed units in 2006. Looking ahead, study respondents predict continued growth as they continue to build new resorts, including approximately 11,000 new units forecast for 2007 and firm commitments for approximately 47,000 new units in 2008 and beyond.

Occupancy at U.S. timeshare resorts averaged 80.9 percent in 2006, including over 67 percent who were either owners or exchange guests and more than 13 percent who were renters and/or marketing guests. By comparison, occupancy at U.S. hotels was 63.4 percent in 2006.

Florida continues to lead the nation with the most timeshare resorts and the greatest sales volume, with 23 percent of the nation's resorts, followed by California (8 percent) and South Carolina (7 percent). The remaining states, grouped in regions,

reported the following representation of U.S. resorts: Mountain (17 percent); Northeast (11 percent); Pacific (9 percent); South Central (9 percent); and the Midwest and South Atlantic (both 8 percent).

Beach resorts remain the most common primary designation of resorts (23.9 percent), with country/lake resorts second (15.4 percent). Golf (9.7 percent) is the amenity most often available nearby and/or on-site.

Two-bedroom units represent the most common size (63 percent), followed by one-bedroom (22 percent), three-bedroom or larger (9 percent), and studios (less than 6 percent). The average price of a timeshare interval in 2006 was \$18,502.

Resorts have added sophistication to the way owners can buy timeshare intervals. Just over half (51 percent) still offer a traditional weekly interval, while 49 percent offer some form of points-based product and 31 percent offer biennials. To further increase flexibility, many resorts make special programs available: 28 percent allow conversions from fixed intervals (the same week every year) to floating intervals (owners can select different weeks from year to year); 46 percent offer an upgrade program; 53 percent offer conversions from weekly intervals to points-based equivalents; and 71 percent offer a sampler or trial membership.

The median age of the U.S. timeshare owner is fifty-two; 83 percent are married; 95 percent own their homes; median household income is \$81,000; 46 percent attended college; and 30 percent hold a graduate or professional degree. Satisfaction among timeshare owners has always been at a high level—over 80 percent.

Since 1979, demand studies of the U.S. timeshare characteristics, motivations, satisfaction, and use patterns have been prepared by Ragatz Associates for ARDA. Other studies on financial impact and the economic impact of the timeshare industry have been conducted by PricewaterhouseCoopers and others for ARDA. Throughout its history, ARDA has been the preeminent source of information about timesharing and vacation ownership. Visit their Web site at <http://www.arda.org>.

Timesharing is expected to increase in the United States because major companies, such as Disney, Marriott, Hyatt, Four Seasons, Ramada, Accor, Starwood, and Hilton, have become involved in bringing more respectability to the industry. Once considered to be a sleazy real estate proposition with unfulfilled promises, high pressure, and marketing hype, timesharing has evolved into a mainstream option. Today, timeshares are sold by some of the best names in the hotel industry. *Vacation ownership* or *internal ownership* is the terminology used. Major hotel chains are gaining a large share of the market.

An example is Marriott. They entered the vacation ownership industry in 1984 and began redefining the timeshare industry. Incorporating the signature quality, service, and hospitality expertise of Marriott, a new product was created that offered the ownership of a first-class luxury villa and the flexibility to experience great vacation destinations around the world. Marriott Vacation Club International has successfully combined the benefits of property ownership, Marriott quality management, and fixed costs for a lifetime of vacations. Marriott has about two thousand villas at beach and ski resorts across the country. Over the past years, Marriott has refined a low-key approach and sold vacation ownership intervals to nearly 340,000 owners.

Camping and Campgrounds

Camping has a long history in many countries including the United States. Millions of campsites are available to the tourist, both public and private. At one time camping meant roughing it and involved setting up a tent or sleeping under the stars. Today travelers can still do that, or more likely they will park a recreational vehicle, or rent cabins, cottages, or lodges. RV parks and campgrounds offer a wide variety of amenities, activities, and services for the comfort of their camping customers. Many campgrounds offer electricity, cable TV hookups, computer connections, wireless Internet service, hot showers, and laundry facilities. The National Association of RV Parks and Campgrounds is the national association representing over 3,900 parks and campgrounds in North America. The association is headquartered in Falls Church, Virginia. Visit their Web site at <http://www.arvc.org>.

Lodging Organizations

There are a large number of accommodation organizations: international, regional, state, and local. Of these, the American Hotel and Lodging Association is the largest and most prominent in the United States. AH&LA now represents over 8,500 members. AH&LA works on programs such as guest and employee communications, information processing and related technology, international travel, external and internal marketing, quality assurance programs, industry research, safety and fire protection, and so on.

AH&LA has one of the best information centers in the United States. Their information center provides a collection of resources covering the lodging, hospitality, and travel and tourism fields; a professional staff of librarians/researchers; a wealth of industry-specific and related knowledge; a resource center of over 70,000 current articles on more than 2,500 topics, reference materials, books, reports, and surveys; and an access point to major domestic and international bibliographic and statistical databases. AH&LA has a commitment to technology and is dedicated to providing members and the media with up-to-date information, industry trends, and association news via the Internet. Visit their Web site: <http://www.ahla.com>.

The International Hotel and Restaurant Association (IH&RA), located in Paris, France, is a global network for the hotel and restaurant industry in over 150 countries. It represents, protects, promotes, and informs its members. IH&RA research reports provide members with valuable information on the global hospitality industry, careers, taxes, and technology. Visit their Web site at <http://www.ih-ra.com>.

Lodging Information Sources

Data on the lodging industry can be obtained from Smith Travel Research in Hendersonville, Tennessee. Smith is the leader in lodging industry tracking and analysis,

providing regular industry reporting to all major U.S. hotel chains, many independent hotels, and a variety of management companies and hotel owners. The company also tracks lodging industry performance in Canada, Mexico, and other major world destinations. Visit their Web site at <http://www.str-online.com>.

PricewaterhouseCoopers, LLP (1301 Avenue of the Americas, New York, NY 10019), has Lodging Research Network (<http://www.lodgingresearch.com>), which contains econometric forecasts for the lodging industry, breaking lodging industry news, and an exclusive database of lodging industry real estate acquisitions, financial data of publicly traded lodging companies, hotel construction data, lodging census data from Smith Travel Research, and an extensive research library.

In late 1998, the PricewaterhouseCoopers lodging and gaming groups and Smith Travel Research signed an agreement to form a worldwide alliance for lodging industry research. The organizations cooperate to collect and report hotel operating data in over twenty countries outside of North America. In addition, PKF Consulting, Ernst and Young, and the U.S. Census Bureau, Washington, D.C., provide lodging information.

THE FOOD SERVICE INDUSTRY

Early Food Services

Like the lodging industry, the **food service industry** is a very old business. Such service came out of the early inns and monasteries. In cities, small restaurants began serving simple dishes such as soups and breads. One such restaurant, *le restaurant divin* (the divine restorative), opened in Paris in 1765. (Like *tourist, restaurant* is a French word.) The famous English taverns provided food, drink, and lodging.

In the United States, the early ordinaries, taverns, and inns typically provided food and lodging. Good examples of these can be found in Colonial Williamsburg, Virginia. Politics and other concerns of the day were often discussed in such taverns.

With the development of stagecoaches, taverns began providing food and lodging along the early roads and in small communities. Some believe that these roadside taverns were really the beginnings of the American hotel industry. As cities grew, so did eating establishments. Some names of historic restaurants in the 1820s in New York City were Niblo's Garden, the Sans Souci, and Delmonico's.

French service was often used in these early restaurants. In French service, some kinds of entrées are prepared by the dining room captain right at the guests' table, sometimes using heat from a small burner, then serving from larger dishes onto the guest's plate. The kinds and amounts of each food item are chosen individually. By contrast, in Russian service, the entire plate, with predetermined portions, is served to each guest.

Menus can be of two types, à la carte and table d'hôte. The à la carte menu consists of a complete list of all the food items being offered on that day. The patron then chooses the individual items desired. In table d'hôte, a combination of items is chosen.

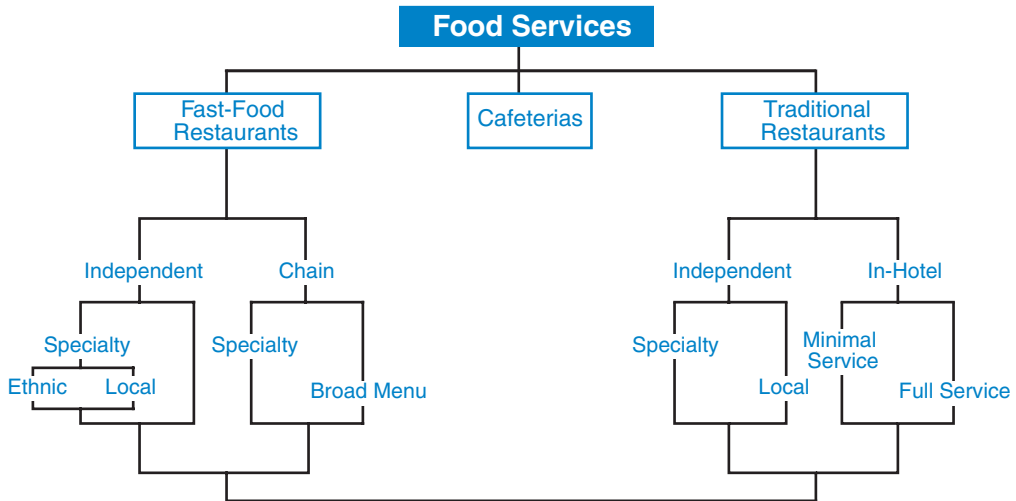


Figure 6.4 Food services structure.

Eating and drinking places are big business. Although much of this activity is local, eating and drinking are favorite pastimes of travelers, and the food service industry would face difficult times without the tourist market. See Figure 6.4 for the structure of the food service industry.

The National Restaurant Association (NRA) projected that food industry sales for 2007 would total \$537 billion and equal 4 percent of U.S. gross domestic product. This level is 5.0 percent over 2006 sales and marks the sixteenth consecutive year of sales growth for the industry. The outlook for 2008 is continued growth with sales increasing by 3 percent to \$553.1 billion. The nation's 935,000 restaurants provide employment for 12.8 million people, over 9 percent of the U.S. workforce, making the industry the largest private-sector employer in the nation. The typical employee in a food service occupation is female (55 percent), under thirty years of age (53 percent), single (66 percent), working part-time averaging twenty-five hours a week, and living in a household with two or more wage earners (79 percent). The food service industry employs more minority managers than any other retail industry. Travelers contribute about \$130 billion to food service sales each year, whether for a coffee shop breakfast, a dinner on an airline, a sandwich from a bus station vending machine, or a ten-course dinner on a cruise ship. Travelers, including foreign visitors, spend more money on food than anything else except transportation, and travelers account for about one-fourth of the total sales in the food service industry.

The food service industry consists of restaurants, travel food service, and vending and contract institutional food service. Local restaurants are made up of establishments that include fast-food units, coffee shops, specialty restaurants, family restaurants, cafeterias, and full-service restaurants with carefully orchestrated "atmosphere." Travel food service consists of food operations in hotels and motels, roadside service

to automobile travelers, and all food service on airplanes, trains, and ships. Institutional food service in companies, hospitals, nursing homes, and so on is not considered part of the tourism industry.

Over the past two decades, the food and beverage business has grown at a phenomenal rate. This has been especially true for the fast-food segment, with the franchising portion in the fast-food segment becoming the dominant growth sector. This remarkable increase has been gained at the expense of other food service operators and supermarkets. Franchisees control approximately three-fourths of the fast-food outlets, whose hamburgers, chickens, steaks, and pizzas dominate the fast-food business.

Fast-food chains have enjoyed great success in part because they limit their menus, which gives them greater purchasing power, less waste, more portion control, and, of importance to the consumer, lower operating costs. They are leaders in labor productivity in the restaurant industry. Most fast-food operations use disposable paper and plastic; the expense for these materials is more than offset by the savings resulting from not providing regular service and from not employing the personnel required to wash the dinner service. Fast-food operations also enjoy the advantages of specialization; they have become specialists in menu items, job simplification, and operating systems. Franchising has been used extensively in



An unusual waiter indeed! This special breakfast dining experience at Disneyland delights children and can be the highlight of a family vacation.

Photo courtesy of the Disneyland Hotel.

both the restaurant field and the lodging field as a means of achieving rapid growth. Using the franchisee's capital, the entrepreneur can get much more rapid penetration of the marketplace.

As noted earlier, franchise units account for approximately three-fourths of the growing fast-food portion of the industry. Advantages of franchising accrue to both sides. The franchisee gets the start-up help, advice from experienced management, buying power, advertising, and low unit costs from spreading fixed costs over large numbers of units. The franchisor has the advantage of a lower capital investment, rapid growth, and royalty income. The fast-food franchise operators have a great deal of concentration in their segment of the industry. The seven largest account for almost half of the fast-food units and almost half of the sales. Franchise firms are household words: McDonald's, KFC (Kentucky Fried Chicken), A&W, Wendy's, Dairy Queen, Burger King, Pizza Hut, Arby's, and Taco Bell.

Although the fast-food segment is the most rapidly growing segment, the high-quality segment of the restaurant industry must not be overlooked. Much of this business is based on customers seeking a special or different experience in dining out. Local entrepreneurs who emphasize special menus, varying atmospheres, and high-quality food and service have most effectively satisfied this demand. New concepts or trends include ethnic restaurants, especially those with an Asian or Mexican flavor; increased demand for health foods, fish, local produce, and regional dishes; and variety in portion sizes.

While the truly fine dining of the past is still available to travelers throughout the world, many now prefer the casual sophistication of quality food, served in unique, comfortable, outdoor environments. Here, visitors are enjoying a patio setting in the outdoors of New Smyrna, Florida.

*Photo courtesy of the
New Smyrna Beach
Visitors Center.*



Menu Trends

A NRA survey of more than a thousand chefs shows that some of the hottest menu trends are bite-sized desserts, locally grown and organic produce, flatbread, and bottled water. Additional “hot” items include pomegranates; figs; grass-fed and free-range meat; fresh herbs and exotic mushrooms; whole-grain breads and focaccia; Mediterranean, Latin American, and Pan Asian fusion cuisines; salts, aged meats and ginger; pan-seared, grilled and braised items; specialty sandwiches; and Asian appetizers.

Organic items are growing in popularity across the board at table service restaurants. Among restaurants that currently serve organic items, 52 percent of fine dining, 42 percent of casual dining, and 27 percent of family dining restaurant operators expect higher sales of those items. Locally produced food items are also growing in popularity. Fifty-one percent of fine dining, 38 percent of casual dining, and 31 percent of family dining operators expect sales of locally sourced items to grow.

The Culinary Tourist

TIA has published a culinary travel study entitled *A Profile of the Culinary Traveler*. They learned that culinary travelers: (1) are a sizable proportion (17 percent) of the U.S. leisure travel market that makes travel decisions based on food and wine decisions; (2) are younger, more affluent, better-educated travelers; (3) are motivated by unique experiences; and (4) are a more desirable prospect market across all aspects of the travel experience, culinary and nonculinary.

They number 27.3 million and fall into three self-defined categories, based on their motivations with regard to food and wine when traveling. Serious culinary travelers are defined as “deliberate” and “opportunistic.” Deliberate culinary travelers make up 46 percent, or 12.6 million, and the availability of culinary activities is the key reason they travel to a destination. Opportunistic culinary travelers make up 28 percent, or 7.6 million; they seek out culinary activities on their travels, but such activities are not necessarily a factor in these travelers’ choice of destination. The third segment is the “accidental” culinary traveler, who participates in culinary/wine-related activities simply because they are available.

The food industry has always known that food, wine and other culinary experiences are not only an important ingredient in travel but also a powerful motivation to travel. This study verifies that the culinary traveler is among the best on the road.

Restaurant Organizations

The National Restaurant Association (NRA), a full-service trade association with over sixty thousand members, is the most important trade association in the food service field.

Membership is diverse, running the gamut from the New Jersey prison system to “21” Club and including white-tablecloth and fast-food members, institutional feeders, and vending machine operators.

The goals and objectives of NRA are channeled in three directions: (1) political action, (2) information, and (3) promotion. Through their political action and political education committees, NRA promotes the political and legislative concerns of the industry and combats any potentially harmful attempts by government to regulate the operational aspects of the industry. Their educational foundation contributes to the current and future training and educational/informational needs of the food service industry.

NRA works to position the industry and its services before the public in a favorable light. The association regularly publishes surveys and reports on a wide variety of topics, ranging from employee management to consumer attitudes toward smoking in restaurants. Through its library’s information service, NRA responds to thousands of requests for information. NRA is located at 1200 Seventeenth Street NW, Washington, DC 20036; telephone (202) 331-5900; Web site <http://www.restaurant.org>.



This couple enjoying a break at the Lake Powell Java City Coffee shop represents the increasingly popular upscale role of coffee in the daily life of students and young professionals. Sparked by the widespread popularity of the Starbucks chain, many other shops have also realized considerable success. Great opportunity exists for young entrepreneurs in tourism to seize and profit from the “next wave” of consumer preferences. *Photo courtesy of Lake Powell Resorts and Marinas.*

MEETING PLANNERS

Because of the growth in the meeting and conventions area, it is an area of interest to students of tourism. With the growth of more corporate and association meetings, there is a need for more meeting planners, meeting consultants, and suppliers of goods and services to meeting planners. Professional meeting planners are involved with such tasks as negotiating hotel contracts, negotiating with airlines, writing contracts, planning educational meetings and seminars, developing incentive meetings, negotiating with foreign countries and hotels for incentive travel, budgeting, promotion, public relations, and planning special events and postmeeting tours. Meeting planners are found in corporations, special-interest associations, educational institutions, trade shows, and government.

Meetings and Conventions

The conventions and meeting business is huge and booms when the economy is growing and retrenches when economic growth slows. Meeting Professionals International (MPI) estimates that meetings and conventions are a \$122.3-billion-a-year industry. For a city, the financial benefits of hosting a convention are substantial. PhoCusWright, in a study completed in late 2006, projected groups and meeting revenue to reach \$164.1 billion and grow to \$175 billion by 2008.

According to the Destination Marketing Association International (DMAI) *2005 Convention Expenditure and Impact Study*, the average convention attendee spent \$1,036 in the host city. Delegates spend \$290 per day excluding registration fees and transportation to and from the city. They stay an average of 3.5 nights. Lodging and food and beverage expenditures account for 75 percent of visitor spending. In addition to the delegates, the host city also benefits from the organizers spending an average of \$101 per delegate for the event. Exhibitors provide additional expenditures. Delegates attending international, national, and regional events spend more money than those attending state and local events.

While domestic conferences provide the greatest source of business for most convention sites, international conventions, conferences, and congresses are also a very attractive segment of the market. In addition, they are often the largest and highest-profile conferences attracting massive media coverage. Examples are the biannual congress of the United Nations World Tourism Organization and the annual Davos (Switzerland) conference of the World Economic Forum—which each year is characterized by major statements by world political and economic leaders.

In addition, smaller but even higher-profile international gatherings can greatly enhance international awareness of the host venue. In this case, the meeting of the “G8” heads of government of the leading eight economic nations of the world, while relatively small in terms of number of direct participants, is one of the most widely covered events on the meeting and convention calendar.



Facilities such as those shown are in great demand to meet the needs of the growing association and corporate meetings market. The small meetings market has important economic impacts. *Photo courtesy of The Broadmoor.*

The International Congress and Convention Association (ICCA) seeks to gather and disseminate information regarding international meetings of its membership. The ICCA represents the main specialists in handling, transportation, and accommodation for international events. It comprises over eight hundred member corporations and organizations in eighty countries worldwide.

The ICCA assists members in identifying business leads, primarily by means of the association's online database, which provides a historical overview of past association meetings as well as a means to search for possible future meetings. The ICCA also produces rankings of the overseas countries and cities that host, or seek to host, meetings organized by international associations that take place on a regular basis, and which rotate between a minimum of three countries. The 2007 database, which contains data on 2006, provided the rankings shown in Table 6.2.

As in 2004 and 2005, the United States and Germany are the number one and two countries respectively, measured by the number of international meetings organized in 2006. The United Kingdom is now third and France fourth; they both climbed one place compared to the 2005 ranking at the cost of Spain, which is now ranked fifth. Italy has also climbed one place to sixth. For the first time ever, a Latin American country is represented in the top ten: Brazil is taking seventh place in 2006. Austria and Australia have swapped places and are numbers eight and nine respectively. The Netherlands drops four places but remains in the top ten.

As in 2005, Vienna tops the charts as the most popular city. Paris jumps four places to number two at the cost of Singapore, Barcelona and Berlin which remain in the

TABLE 6.2 ICCA Country and City Ranking Measured by Number of Meetings Organized in 2006

Ranking	Country	#Meetings	Ranking	City	#Meetings
1	USA	414	1	Vienna	147
2	Germany	334	2	Paris	130
3	United Kingdom	279	3	Singapore	127
4	France	269	4	Barcelona	103
5	Spain	266	5	Berlin	91
6	Italy	209	6	Budapest	86
7	Brazil	207	7	Seoul	85
8	Austria	204	8	Prague	82
9	Australia	190	9	Copenhagen	69
10	The Netherlands	187	9	Lisbon	69

Source: International Congress and Convention Association.

same order but all drop one place to respectively third, fourth and fifth place. Budapest and Seoul maintain their position in the top ten taking sixth and seventh place. Prague, which is eighth, and Copenhagen and Lisbon, which share ninth place, are all three newcomers in the top ten.

There will probably be an oversupply of convention meeting facilities in the United States as the number of convention centers continues to grow. Many U.S. cities are building new convention centers or expanding their existing centers. Even though the United States leads the world in conventions, in terms of both numbers of attendees and the amount of exhibit and meeting space, the growth in facilities is outpacing the demand. There are more than 330 convention centers in the United States, 50 percent more than in 1980.

SUMMARY

Lodging and food services are major essential supply components of tourism. These services date back to antiquity. World hotel room inventory is growing about 2.5 percent yearly. Room occupancy averages about 65 percent. But such data vary considerably. The 1980s saw considerable overbuilding and losses, especially in North America. However, in the late 1990s, record profitability was achieved. In the new century lodging has been profitable but has suffered from the events of September 11, war, terrorism, and SARS. About 70 percent of the world's lodging establishments are located in Europe and North America. There is a trend toward more franchising, chain or system ownership, and growth in bed-and-breakfast lodging.

The meetings and conventions business is important to local economies.
Courtesy of The Greater Minneapolis Convention & Visitors Association
© Bob Perzel.



Resort and timesharing arrangements are also increasing worldwide. There are over 5425 timeshare resorts worldwide and 1615 in the United States. Worldwide about 6.7 million consumers own timeshare and about 4.4 million U.S. households own timeshare intervals. The American Hotel and Lodging Association is the leading lodging trade association in the United States, but many others are active in North America and elsewhere. Eating and drinking places are big business. In the United States, this industry is expected to gross \$537 billion in 2007 and employ over 12.8 million persons, making the industry the largest private-sector employer in the nation. The National Restaurant Association is the industry's most important trade association.

Meetings and conventions constitute a major reason for business travel. Expenditure on these stimulates all segments of tourism. In the United States, there will probably be an oversupply of convention centers within a few years, because many cities are currently building new centers or expanding existing ones.

The profession of meeting planner is an important and growing one. Those attending meetings and conventions expect a rewarding experience. Thus, expert planning is critical to the success of such events. Meeting planners provide all arrangements necessary for a successful meeting, from transportation services to special events. They are particularly adept at negotiating elements needed for the meeting. Some corporations, associations, government agencies, and others have created their own meeting-planning department, with their own employees handling this important function.

KEY CONCEPTS

American Hotel and Lodging Association
 bed-and-breakfast
 fast-food companies
 food service industry

franchising
 largest hotel companies
 lodging industry
 meeting planners
 meetings and conventions

National Restaurant Association
 timesharing resorts
 trends in lodging industry

INTERNET EXERCISES

The Internet sites mentioned in this chapter plus some selected additional sites are listed for your convenience on the companion Web site for this book, www.wiley.com/college/goeldner.

ACTIVITY 1

Site Name: The National Restaurant Association (NRA)

URL: <http://www.restaurant.org>

Background Information: The NRA provides information on consumer studies, trends in restaurants, and press releases that identify trends and issues confronting the industry.

Exercises

1. Choose a state or region in the United States and describe the potential for growth in the restaurant industry for that state/region.

2. What impact do you think travel has on the growth of the restaurant industry in the state/region selected? Why?

ACTIVITY 2

Site Name: Western Kentucky University

URL: <http://www.wku.edu/~hrtm/hotels.htm>

Background Information: This is a directory of the major hotel and restaurant chains with a link to their home pages.

Exercise

1. Choose a hotel chain and determine their projected growth rate. How does this compare with the growth figures identified in the textbook?

QUESTIONS FOR REVIEW AND DISCUSSION

1. Why are the world's lodging businesses growing at the rate of 2.5 percent per year?
2. Identify the reasons why Las Vegas has a high hotel occupancy.
3. Explain the current trend in the United States for slow expansion in the construction of new lodging places.
4. How successful do you think future tourism will be in the countries of Eastern Europe and the former Soviet Union?
5. What reasons have brought about the concentration of lodging businesses in Europe and North America?

6. Why have chain and brand-identification hotels and motels continued to expand worldwide versus independent properties?
7. Define franchising. What are the trends and benefits of such groupings? Give examples.
8. List services provided to its members by the American Hotel and Lodging Association. Are state hotel and motel associations affiliated?
9. Similarly, what services do members obtain from the National Restaurant Association?
10. Are profit percentages on sales higher in fast-food places than in table-service types? If so, why?
11. Explain timesharing. Describe its advantages over owning one's own resort property.
12. What factors influence attendance at meetings and conventions?
13. Would you be interested in a career as a professional meeting planner? If so, where would you find out more about this field?

 **CASE PROBLEMS** 

1. You are the food and beverage manager of a resort hotel located in an interesting historical destination similar to Colonial Williamsburg, Virginia. Recently, you decided that all the guest servers in the dining room should wear authentic costumes typical of those when the area was at its peak as an early trading center. Some of the staff object to this plan, saying that it is a silly idea and also that the costumes look like they might be uncomfortable. What would your reaction be?
2. Angelo V. and his son Leonard are co-owners of a fine-quality 150-seat table-service restaurant. Leonard has been gradually acquiring more authority and responsibility for management. However, recently he and his father have had some sharp disagreements relating to becoming members of their state's restaurant association and the National Restaurant Association. Angelo feels that membership would be a waste of money. If you were Leonard, what would your arguments in favor be?

CHAPTER 7

Organizations in the Distribution Process

LEARNING OBJECTIVES

- Become familiar with tourism distribution system organizations and their functions.
- Understand the role of travel agents and their dominance in the distribution system.
- Consider the growing impact of the Internet on the distribution system.
- Examine the role of the tour wholesaler.
- Recognize that travel suppliers can use a combination of all channels of distribution.



The ruins of the Colosseum in Rome hold visitors spellbound; they see the pomp of emperors, the spectacle of gladiators and lions, as well as the shards of a great empire. It is probably the finest surviving example of ancient Roman architectural engineering. Tour operators and travel agents send thousands of tourists to visit each year. The Colosseum has been named one of the new seven wonders of the world.

Photo courtesy of Corbis Digital Stock.

INTRODUCTION

The tourism **channel of distribution** is an operating structure, system, or linkage of various combinations of organizations through which a producer of travel products describes, sells, or confirms travel arrangements to the buyer. For example, it would be impractical for a cruise line to have a sales office in every market city of five thousand or more people. The most efficient method is to market through over twenty thousand retail travel agencies in the United States and pay them a commission for every cruise sold. The cruises could also be sold through such intermediaries as tour wholesalers (who would include a cruise in a package vacation), through corporate travel offices, via the Internet, or by an association such as an automobile club. Thus, the cruise line uses a combination of distribution channel organizations to sell cruises. Figure 7.1 extracts the operating sectors from Figure 1.2 and shows that travel trade is one of the important sectors of the tourism industry. Tourism distribution channels are similar to those of other basic industries such as agriculture or manufacturing (see Figure 7.2). Their

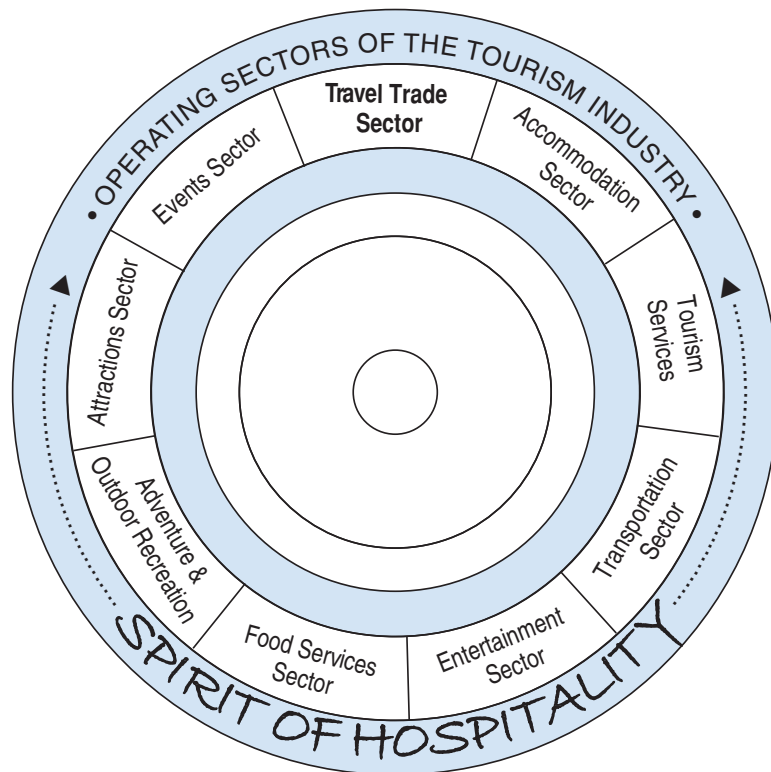


Figure 7.1 Operating sectors of the tourism industry: travel trade.

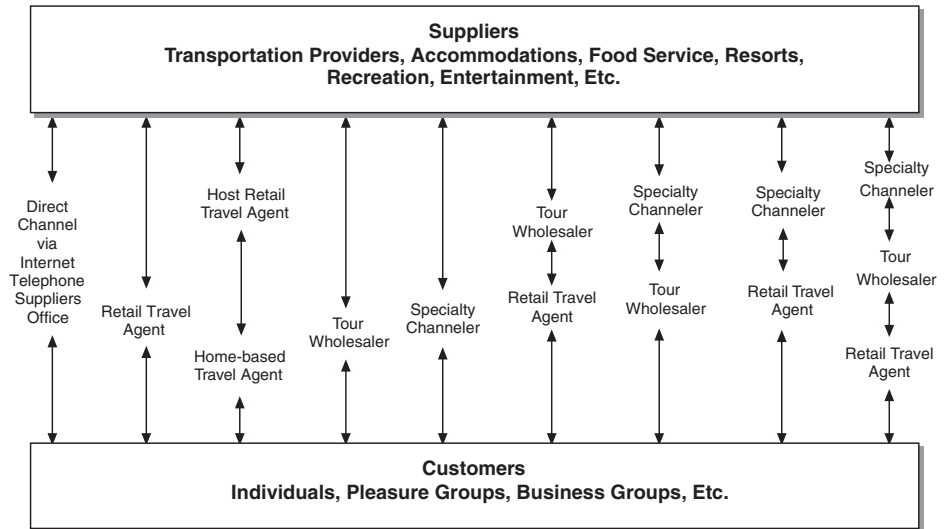


Figure 7.2 Tourism distribution channels.

products flow to the ultimate consumer through wholesalers, distributors, and middlemen. While there are similarities with other industries, the tourism distribution system is unique. Tourism produces mainly services that are intangible. There is no physical product that can be held in inventory to flow from one sales intermediary to another. Instead, the “product” is, for example, a hotel room that is available on a certain day, which is very temporal. If the room is not sold, that revenue is lost forever.

The travel industry landscape is constantly changing, and nowhere is this more true than in travel distribution. Powered by advances in technology and the growth of e-commerce, travel distribution has changed dramatically. The impact on travel agents and consumers brought about by the Internet and airline commission cuts are examined in this chapter.

TRAVEL AGENTS

Travel, whether for business or pleasure, requires arrangements. The traveler usually faces a variety of choices regarding transportation and accommodations; and if the trip is for pleasure, there are a variety of choices regarding destinations, attractions, and activities. The traveler may gather information on prices, value, schedules, characteristics of the destination, and available activities directly, investing a considerable amount of time on the Internet, or possibly money on long-distance telephone calls, to complete the trip arrangements. Alternatively, the traveler may use the services of a travel agency, obtaining all these arrangements for a fee.

What Is a Travel Agent?

A **travel agency** is a middleman—a business or person selling the travel industry's individual parts or a combination of the parts to the consumer. In marketing terms, a travel agent is an agent middleman, acting on behalf of the client, making arrangements with suppliers of travel (airlines, hotels, tour operators) and receiving a commission from the suppliers and/or a fee from the client.

In legal terms, a travel agency is an agent of the principal—specifically, transportation companies. The agency operates as a legally appointed agent, representing the principal in a certain geographic area. The agency functions as a broker (bringing buyer and seller together) for the other suppliers, such as hotels, car rentals, ground operators, and tour companies.

A travel agent is thus an expert, knowledgeable in schedules, routing, lodging, currency, prices, regulations, destinations, and all other aspects of travel and travel opportunities. In short, the travel agent is a specialist and counselor who saves the client both time and money.

Airlines Reporting Corporation

When talking about travel agents, it is necessary to talk about the Airlines Reporting Corporation (ARC) because travel agents are accredited by ARC, endorsed by the International Airlines Travel Agency Network (IATAN), or appointed by Cruise Lines International Association (CLIA) to do business.

ARC is the premier provider of financial settlement solutions and data and analytical services for the travel industry. Airlines, travel agencies, corporate travel departments, railroads, and other travel suppliers process more than \$77 billion annually through ARC's world-class settlement system, making it the financial backbone of travel distribution. ARC is an airline-owned company. The ARC Web site is <http://www.arccorp.com>.

The Changing World of the Travel Agent

While the travel industry has struggled through tough times in recent years because of September 11, severe acute respiratory syndrome (SARS), terrorism, and war, the long-term expectation for all sectors except travel agents is recovery and growth. The travel agent sector reached its peak in numbers in September 1997 with 33,775 ARC-accredited retail agency locations. As of May 2007, there were 20,417 ARC-accredited agency locations. Agents sold \$83.5 billion worth of air travel in 2000 (which was a record travel year), but this dropped by 16 percent to \$69.9 billion in 2001, by another 8 percent to \$64.1 billion in 2002, and by another 4 percent to \$61.8 billion in 2003. In 2004, some recovery began with sales of \$66.0 billion; 2005 totaled \$70.5 billion, and 2006 recorded \$77.0 billion, still below the 2000 figures.



Travel agents work with clients, saving them time and money with a personal touch. Using the latest computer reservation technologies, travel agents are able to access the most up-to-date information. *Photo by the author.*

Very tangible factors contributed to this decline. The first was shrinking airline commissions, beginning in 1995 and continuing until 2002, when they were eliminated. A brief review of this scenario follows.

February 1995	Domestic commission cap of \$50 round trip.
September 1997	Domestic commissions cut from 10 percent to 8 percent.
November 1998	International commission cap of \$100 round trip.
October 1999	Domestic base commissions cut to 5 percent.
August 2001	Domestic commissions reduced from \$50 to \$20 round trip.
March 2002	Domestic commissions cut to zero.

So, after decades of offering travel agents a standard commission of 10 percent or more, with no cap, many of the larger carriers in the United States stopped paying base commissions to travel agents. These changes in the commission system driven by the airlines altered the distribution system fundamentally. Agents were no longer paid to process transactions, and the airlines lost a huge sales force that was not paid until a sale was made.

To offset the loss of commissions, agents had to develop new sources of income. The most readily available source was service fees. Today, over 94 percent of the travel agencies charge fees compared with 64 percent in 1998. In addition to charging fees, agents have also turned to selling more cruises and tour packages and shifted to an emphasis on leisure travel.

Service fees put agents at a price disadvantage because when airlines sell directly to passengers online, they do not add a separate fee to cover their own distribution costs. Therefore, an airline-direct fare for the same seat for the same journey is lower than a comparable ticket offered by an agent charging a fee. That provides an incentive for the customer to deal directly with the airline and reduces the agent's share of the distribution pie.

A second major factor is the Internet, which has impacted travel purchase behavior. The Internet has changed the way commerce is conducted. Many businesses use the Internet as a way to bypass product and service intermediaries and deal directly with consumers. The airlines have been a leader in aggressively using e-commerce.

In 1995, low-fare carrier Southwest Airlines was the first to provide customers with schedule and fare information on the Internet. This marked a significant departure for the air industry that had been limited almost exclusively to central reservation systems (CRSs) for the electronic distribution of information. The Internet and e-tickets became a natural combination as airlines added online booking in 1996. At first, airline booking site development was slower than that of the leading online travel agents, Expedia and Travelocity. Soon airlines realized they could reduce distribution costs and have direct contact with consumers. The major carriers built powerful Web sites where passengers could make reservations, review frequent flyer accounts, and check on the status of flights. As a result, airline online bookings increased, as did the depth of information airlines were able to collect on customers. Such information gave the airlines a marketing advantage in creating direct relationships with consumers. The relatively low cost of e-mail marketing enabled the airlines to contact customers more frequently and less expensively than through the mail.

The low-cost carriers in the United States and around the world have been leaders in the use of the Internet and will continue to do so to keep their distribution costs low. The major carriers have followed, aggressively promoting direct booking on their Web sites.

In parallel with airline Web site development, online travel agencies invested large sums to improve their sites and presence. Since 1995, a number of online booking and fare search sites have appeared (and disappeared), disseminating almost unlimited information on any possible destination and thus creating more interest in travel. Consumers searched for information and booked online to make travel the most successful commercial sector on the Internet. Surveys show the public perceives that the lowest airfares are on the Internet. As the Internet's "easier and less expensive" reputation grows, air market share will continue to shift away from traditional travel agents.

Another important factor is that airlines now attempt to bypass travel agents. As more people have Internet access and are willing to purchase over the Web, airlines have adopted the strategy of selling direct, diverting business away from travel agents and dealing directly with the passenger. This has two advantages: (1) reduced distribution costs and (2) increased control over passenger information. Sale of travel over their own airline sites has not only reduced CRS booking fees and commission costs, it has also attracted passengers who have previously used travel agents.

The Internet has become the distribution channel of choice for the airlines, and they are aggressively pushing sales on their own sites. Traditional travel agents will continue to compete for sales with airlines sites and online agencies.

While the above explains some major reasons why there has been a decrease in the number of travel agents, they have not gone away and are still the major distribution channel for travel. They will maintain that position as long as they continue to deliver valuable service and save clients time and money.

The Travel Agent versus the Internet

Consumers now have a choice. They can make their own bookings on the Internet, or they can use the services of the travel agent. The particular situation will determine whether the Internet or the travel agency will provide the better solution.

The Internet can be a powerful tool. It can increase the scope and reach of a consumer's efforts and allow a person to check hundreds of options or research destinations in depth. But to make the Internet work effectively, a person has to understand where to look and what questions to ask, otherwise hours can be wasted surfing the Web and ultimately produce unsatisfactory results. This is where a travel agent can make a world of difference.

Because of the expertise of travel agents, customers may save time and achieve savings that more than cover the cost of service fees. Agents have superior knowledge of the industry and are aware of various alternatives that provide lower fares that the average consumer is unaware of. Agents are more likely to know enough to check alternative airports and departure times. Agents can search the Internet as well as their CRS for low fares, and they typically have specialized Web search tools that make searching more efficient. Perhaps the greatest advantage is that once a booking is made, travel agents continue to manage the customer's travel, serving as an alert system, troubleshooter, and customer advocate when supplier problems occur. The Internet can be a valuable resource, but it cannot replace a human being who will provide personalized service to help a client and offer a number of alternatives.

Traditional travel agents have an advantage over Internet sites because they know their clients and how to serve and please them. For example, they know or have the opportunity to know when clients' birthdays and anniversaries are, their travel patterns and history, their limitations of time and budget. Their database allows them to suggest a trip to celebrate an anniversary. Internet sites cannot do that. The personal touch can be a real competitive advantage for traditional travel agents.

Dimension of the Travel Agency Business

Data are available on travel agencies from American Society of Travel Agents (ASTA), and highlights from their 2007 travel agency profile are shown on the following pages. Another good source of travel agent information is to look at the studies conducted by

TABLE 7.1 Top Ten Travel Agencies

Rank	Company	2006 Sales
1	American Express Travel	\$24.2 billion
2	Carlson Wagonlit Travel	22.1 billion
3	Expedia	17.2 billion
4	BCD Travel	12.0 billion
5	Hogg Robinson Group (HRG)	12.0 billion
6	Travelocity	10.1 billion
7	Orbitz	10.0 billion
8	AAA Travel	3.9 billion
9	Priceline	3.3 billion
10	Liberty Travel	1.8 billion

Source: *Travel Weekly*, June 25, 2007.

Harris Interactive for *Travel Weekly*, which started in 1970 and were conducted every two years until 2000. Today, *Travel Weekly* includes travel agent information in their annual *U.S. Travel Industry Survey*.

Top Ten Agencies

Table 7.1 shows the top ten travel agencies by sales volume. All ten recorded over \$1 billion in sales, and their total sales volume was \$116.6 billion.

Numbers

For years, it was easy to track the number of travel agents because the Airlines Reporting Corporation (ARC) provided an accurate count of the travel agent market. However, since travel agencies became less reliant on selling airline tickets, ARC accreditation no longer gives a true picture of market size. The travel agency market is now made up of ARC and non-ARC sellers of travel. As of May 2007, there were 20,417 ARC-accredited agency locations. The number of non-ARC sellers, including home-based agents, has not been quantified, but is in the thousands. According to the Bureau of Labor Statistics (BLS), there were about 103,000 travel agents in 2004. The average ASTA travel agency was established in 1982, has been in business for twenty-six years, and has been an ASTA member for twenty years.

Agency Size

The average ASTA agency has 8.1 full-time employees, 3 part-time, and 8 independent contractors. The vast majority of agencies operate with one or two employees. Over one-third of agencies do not have part-time employees or independent contractors.

Agency Locations

The largest percentage of ASTA agencies are located in storefront offices with 33.1 percent in main-street locations and 21.4 percent in strip-mall offices. The percentage of agents working out of their homes is up to 17.4 percent from 12.9 percent in 2005. Locations are as follows: main street, 33.1 percent; strip mall, 21.4 percent; office complex, 21.1 percent; home-based, 17.4 percent; high-rise, 4.2 percent; Internet only, 1.0 percent; other 1.7 percent. The trend is for main-street and strip-mall locations to decrease and the number of agencies located in homes to increase. A regional breakdown shows the largest percentage of ASTA agencies are located in the Midwest (29.6 percent), followed by the West (21.3 percent), South (19.9 percent), Northeast (18.4 percent), and mid-Atlantic (11.0 percent).

Business Practices

The phone continues to be the number-one way for agents to conduct business. Agents report they conduct an average of 65.8 percent of total business over the phone. Customers visiting the office account for an average of 17.7 percent, and the Internet accounts for 16.8 percent. The trend is for phone communications to slowly drop while the Internet increases. E-mail has also become an indispensable means of communication. The vast majority of travel agencies (94.3 percent) now charge service fees because of the airlines' move to zero base commissions. A typical charge for an airline ticket would be \$35.

A stable 86.0 percent of agencies belong to a consortia and/or franchise such as Vacation.com, Travelsavers, Carlson Wagonlit, Ensemble, American Express, and Virtuoso.

ASTA respondents reported 79.9 percent use of an ARC identification number. IATA and CLIA identification numbers were the next two most cited numbers with 70.5 percent and 53.7 percent respectively.

ASTA agencies report that an average of 75.6 percent of total sales are accounted for by leisure products. Corporate sales make up just under one-quarter of total sales. In 2000, the corporate share was 35.5 percent. A bare majority of trips booked concern travel within the United States. Agencies report that an average of 51.4 percent of total bookings are for domestic trips, with 48.6 percent for international trips. A trend is specialization. Agencies are specializing in leisure products and/or destinations.

Types of Travel Arrangements Made

Table 7.2 shows travel agency sales by travel sector for selected years and shows the trends away from air travel arrangements. ASTA projected that 2007 air sales would fall to 24.7 percent of sales, while cruise sales would grow to 26.2 percent and tour packages would grow to 31.1 percent. Much smaller proportions of the total sales are attributable to lodging, car rentals, and miscellaneous arrangements; the activities account for 17.8 percent of sales.

TABLE 7.2 Agency Sales by Travel Sector

	2000	2001	2002	2003	2005	2006	2007 ^a
Airline	56.1%	54.0%	33.6%	32.1%	29.3%	27.3%	24.7%
Cruise	16.8	16.6	22.1	22.1	23.6	23.8	26.2
Tour Packages	na	na	27.4	28.5	29.7	29.6	31.3
Hotel	14.7	16.0	8.1	8.5	8.7	8.1	8.0
Car Rental	8.1	8.8	5.0	4.7	4.7	4.2	4.1
Other	4.3	4.6	3.8	4.1	4.0	7.0	5.7
	100.0	100.0	100.0	100.0	100.0	100.0	100.0

^aProjected.

Source: ASTA.

Independent and Home-Based Travel Sellers

Many argue there has been a decline in the number of ARC agency locations but not in sellers of travel. Some of the decrease in agents has to do with consolidation with larger agencies buying smaller ones and large agencies merging.

Another large part of the decrease in ARC agents is people going independent and being home-based. Independents are the fastest-growing segment of the industry. This is a trend not only in travel distribution, but in other fields where it is possible to work from home by going into business for oneself. In the travel industry, technology has turned just about any location such as a home into a sophisticated office from which business can be conducted.

As independents started writing a considerable amount of business, suppliers that were once skeptical of working with independents have become increasingly eager for their business. This once-maligned and misunderstood marketing force that was once shunned by suppliers is now the fastest-growing segment of the industry and sought after by agencies and suppliers alike. While no figures are available on the number of agents who are either home-based or working in host agencies as independent contractors, organizations that serve them give an indication of growth and importance. The National Association of Commissioned Travel Agents (NACTA), which serves this group, reports their growth is dramatic, going from 1000 to more than 2300 members in the past three years. NACTA is the national trade association for independent travel agents, home-based travel agents, cruise-oriented agents, outside sales travel agents, and traditional ARC-appointed travel agencies that provide services and support to such professionals. NACTA is an affiliate of the American Society of Travel Agents. Visit the NACTA Web site at <http://www.nacta.com>.

Other recognition of the growth of this sector is that on January 19, 2003, *Travel Trade* started publishing *Home-Based Trade* to serve this market. In 2004, several other publishers created publications for this market.

In 2007, the travel agency industry survives in a form that would have been unrecognizable a decade or two ago. Successful agencies have shown a flexibility and adaptability to compete in a changing world.

The Future of Travel Agents

One of the problems of being an intermediary (wholesaler or retailer) is that someone is always trying to eliminate you. So-called experts have been predicting for years that **intermediaries** would disappear—that with the current level of education, technology, and communication, consumers could conduct business directly with suppliers, and middlemen would gradually disappear because they were no longer needed. The experts have been wrong; intermediaries are doing more business than ever before while at the same time there has been an increase in direct selling.

Because of the Internet, commission caps, commission cuts, commission eliminations, and the changing world of travel, popular questions being raised today are: Will there be a travel agent in the future? Will travel agents survive the elimination of airline commissions? Will the Internet result in the demise of the travel agent? Ever since the Internet gave consumers the ability to plan and book their own travel, there has been speculation surrounding the viability of the traditional travel agent. Numerous articles have suggested the downfall of the travel agent channel of distribution.

Despite the many predictions that the travel agent would disappear, the species is alive and well and will adapt to the changing marketplace and survive. Travel agents offer a service that is valued by the majority of clients. The travel industry cannot get along without travel agents, and they will continue to save clients time and money far into the future, even with the fees they will be required to charge.

Travel agents are still the leading distributors of travel products and services. Agents (including online) book a majority (51 percent) of all air travel, 47 percent of hotel reservations, 87 percent of all cruise reservations, 45 percent of rental cars, and 81 percent of tour packages. Agents are the best professionals to sort through nearly a hundred thousand daily changes in airfares alone.

While the Internet provides price comparison and transparency, it has some shortcomings. One of the biggest is consumer concern over credit card security. The growing fear of online identity theft presents a serious obstacle to continued online booking growth. Frustration with Web site performance and lack of ability to make specific requests are also obstacles.

It is also increasingly clear that agents will morph into sellers of more leisure travel services. Furthermore, their product mix will grow to favor more “complex” and “high-risk” transactions, such as bookings for tours, cruises, honeymoons, and all-inclusives, as the Internet becomes the preferred choice for “simple” and “low-risk” transactions,

Travel agents love sending clients on cruise vacations because they come back as satisfied customers. Cruise vacations have one of the highest satisfaction ratings of all vacation types.
Copyright © Carnival Cruise Lines.



such as point-to-point airline tickets or a hotel room for two nights. Agents will continue to be the preferred choice of international travelers because of the complexity associated with planning travel outside of the United States.

Another factor supporting travel agents is that the industry is one of America's relatively few businesses that have used computers for years and know the value of computer technology. John Naisbitt, in his best-selling book, *Megatrends*, said, "High tech requires high touch." In this day and age of the information superhighway, virtual reality, cyberspace, ticketless travel, e-mail, paging devices, mobile marketing, and the Internet, it is the professional, knowledgeable travel agent who can provide both high tech and high touch. A knowledgeable travel agent can provide timesaving, cost-saving, pleasure-adding ingredients that cannot be achieved via computer technology.

Travel agents are adapting to new ways of doing business. In spite of the Internet, commission caps, commission cuts, and bypass strategies, agencies are continuing to achieve record travel sales volume. Travel agents are shifting their revenue sources from the airlines toward other suppliers; they are increasing in size; they are charging fees; and they are maintaining profitability in spite of cuts in their principal source of revenue. Travel agents are joining consortiums. They are creating their own Web sites.

While the Internet looms as a threat, it also represents an opportunity to reach a much larger audience. Fees are gaining acceptance by both agents and their clients.

The consumer will continue to rely on agents for trip information, planning, and booking because they offer valuable professional services that save time and money. The travel industry's principal sales intermediary will adjust to changing conditions and survive.

Travel Agency Organizations

The American Society of Travel Agents is the largest association of travel and tourism professionals in the world, with twenty thousand members located in over 140 countries. Established in 1931, ASTA continues to serve the best interests of the travel industry and the traveling public. ASTA's purposes are:

- To promote and encourage travel among people of all nations
- To promote the image and encourage the use of professional travel agents worldwide
- To promote and represent the views and interests of travel agents to all levels of government and industry
- To promote professional and ethical conduct in the travel agency industry worldwide
- To serve as an information resource for the industry worldwide
- To promote consumer protection and safety for the traveling public
- To conduct educational programs for members on subjects related to the travel industry
- To encourage environmentally sound tourism worldwide

To be an active ASTA member, a travel agency must be currently accredited with the Airline Reporting Corporation or endorsed by the International Airlines Travel Agent Network. All ASTA members agree to comply with the society's Principles of Professional Conduct and Ethics. Visit the ASTA Web site at <http://www.astanet.com>.

A smaller organization of travel agents is the Association of Retail Travel Agents (ARTA). Their membership is 100 percent professional travel agents. The purpose of this organization is similar to that of ASTA, but ARTA does not supply the range of services provided to the members of ASTA. While ARTA addresses many travel agency issues at different levels, its two primary activities are to provide education and training to its members and to lobby on their behalf. Visit their Web site at <http://www.artaonline.com>.

For specialized travel agencies that sell only cruises, there is the National Association of Cruise Oriented Agencies (NACOA). This group provides promotional and management assistance to its members. On a global scale, travel agent organizations include the United Federation of Travel Agents' Associations and the World Association of Travel Agencies.

Particularly in the British Commonwealth and in the United States, there are travel agents' organizations whose purpose is to raise business and professional competency

Travel agents love to send their clients to relaxing and idyllic settings such as the Abaco Beach Resort and Boat Harbour in Abaco, Bahamas.

Photo courtesy of Abaco Beach Resort and Boat Harbour.



and to award certification. In the United States, The Travel Institute, formerly the Institute of Certified Travel Agents (ICTA), provides an educational and certification program leading to the designation CTC (Certified Travel Counselor), CTA (Certified Travel Associate), and Certified Travel Industry Executive (CTIE). The institute has developed unique destination specialist courses, which cover destinations such as Australia, France, China, Italy, Galapagos, and Thailand. In addition, they have developed the Travel Agent Proficiency Test (TAP).

Global Distribution Systems

The term "global distribution system" (GDS) is used to describe the large and sophisticated electronic travel reservation systems in use throughout the world. There are currently four major GDS systems in operation: Amadeus, Sabre, Galileo by Travelport, and Worldspan by Travelport. They are frequently called the legacy GDSs. There are other smaller, local GDS systems, but these four are the most used systems accounting for the majority of global bookings. Today, they are independently owned companies capable of handling tens of millions of transactions a day for every aspect of the travel services industry.

It all started in the late 1950s and early 1960s, when airlines created their own proprietary automated reservation systems to manage booking air travel. By the 1970s, American Airlines' SABRE system, TWA's PARS system, Eastern Airlines' SYSTEM ONE system, United Airlines' APOLLO system, and Delta Airlines' DATAS II system evolved to become the most popular systems in use. In the late 1970s and early 1980s, the airlines expanded their systems to provide service to multiple airlines and began installing their reservation systems directly in travel agent offices to provide convenient and efficient access for travel agents.

Since then, the reservations systems have evolved beyond just air travel reservations to become the big four independently owned companies covering all aspects of travel. They are no longer regulated in the United States, but remain subject to government regulations in Canada and the European Union. Amadeus evolved from Eastern Airlines System One, Sabre from American Airlines, Galileo from United's Apollo, and Worldspan from Delta, Northwest, and TWA systems. Numerous smaller companies have also been formed to compete. Many are aimed at geographic, industry, or language niches inadequately served by the big four. The Interactive Travel Services Association calls these smaller systems Limited Travel Distributors (LTDs). Several companies, such as Triton Distribution Systems (<http://trionds.com>), G2 Switchworks (<http://g2switchworks.com>), Farelogix (<http://www.farelogix.com>), Karyon (<http://www.karyonres.com>), and rezStream (<http://www.rezstream.com>), are developing GDS alternatives.

The world's GDS companies have created new trends in travel distribution. Relying on state-of-the-art technology, GDSs provide their travel partners with comprehensive services ranging from the simplest round-trip air ticket to complex global itineraries encompassing air, lodging, ground transportation, tours and packages, entertainment, cruises, insurance, and more. They deliver a worldwide distribution network. GDS systems have multiyear contracts with thousands of travel agents to provide access to the broad range of travel offerings they cover. They also have multiyear contracts with hundreds of airlines to manage reservations. Most airlines use the GDS systems: however, some, such as Jet Blue Airlines, still manage their own systems.

GDSs are responsible for some of the most important innovations in the travel industry, including: electronic ticketing; travel e-commerce; graphic seat selection; lowest-fare search capability; and the ability for agents and travelers to view, on one screen, public, private/negotiated, consolidator, and Web fares.

Online travel is an e-commerce success story. Online travel companies offer consumers access to travel and tourism options and furnish suppliers with opportunities to distribute their products widely and at low cost. Online travel agencies such as Expedia, Travelocity, Orbitz, Hotwire, Priceline, ebookers, Site 59, Cheap Tickets, and Opodo use the GDS systems; some are owned by the GDS systems.

The GDS companies and online travel companies continue to evolve along with technology. Continuous change is forecast for these elements of the distribution system.

THE INTERNET

In today's marketplace it is necessary to talk about the **Internet** as a channel of distribution. It makes direct selling from the supplier to the consumer more possible than ever before. In travel, there have always been direct sales, from suppliers to consumers, via suppliers' offices or the telephone. Telephone sales received a huge boost with the advent of 800 numbers, and at the time, 800 numbers were considered to be state-of-the-art technology. We have witnessed the coming of computers, central reservation systems, faxes, smart cards, videos, CD-ROMS, and the impact they have had on the travel distribution process. However, the newest technology entrant is attracting more attention and has more potential than any of its predecessors. It is the Internet. As an evolving communications and booking tool, the Internet is delivering on its vast potential because travel is an information-based product. The Internet, that vast network of computer networks around the world, confronts us with a bewildering blizzard of data. The World Wide Web is estimated to have over 144 million users in the United States and millions of pages of information. The Web gives consumers the information and power to plan and book their own travel. It also gives travel agents and tour operators the opportunity to have their own sites and greatly expands their reach. The Web gives suppliers (airlines, hotels, rental car companies, cruise lines, attractions, etc.) a direct sales channel that can reduce distribution costs by having the consumer do the booking, thereby eliminating travel agency commissions and computer reservation system fees. The Internet is both an information source and a transaction source. Consequently, the Internet is a relatively new marketing medium. It has the advantage that it can be used by virtually everyone in the tourism industry, from the largest operator to the smallest. The airline giants and lodging giants have excellent Web sites, as do smaller-scale businesses such as bed-and-breakfasts, dude ranches, ski areas, tour operators, travel agents, tourism organizations, and even restaurants. These travel suppliers have a new promotional and distribution tool to work with and one that promises cost savings.

Electronic Commerce

The term "e-commerce" refers to the selling of goods and services via the Internet. Many studies indicate that travel is being swept into the Web economy. Tourism-related services are now the king of Internet sales. The Travel Industry Association of America (TIA), PhoCusWright, Forrester Research, and Jupiter Research all conduct studies that show online travel sales are increasing and are expected to continue to grow.

Some facts about e-travel consumers from these organizations and other sources follow.

- TIA's study, *Travelers' Use of the Internet*, estimates that travelers' use of the Internet to plan and book their trips remains stable as 63.8 million online travelers

used the Internet in 2004 to get information on destinations or check prices or schedules. Of that group, 44.6 million, or nearly three-fourths of all online travel planners, booked travel using the Internet, up 6 percent from 2003. Airline tickets continued to be the most frequently purchased travel products online, reported by 82 percent of all online travel bookers, up from 75 percent in 2003. This was followed closely by accommodations at 67 percent, down 4 percent from 2003. Rental cars were the third most popular travel service or product booked online (40 percent). Online travel bookers spend an average of \$2,700 online in a year, up from \$2,600 in 2003. The survey also shows that e-mail appears to be an effective means of marketing for travel suppliers. More than 35 million online travelers have signed up with a travel-supplier Web site or an online travel service to receive e-mail offers and promotions. TIA is conducting a new study in 2007.

- JupiterResearch, in their report *US Travel Forecast, 2006 to 2011*, predicts that online travel revenue will grow strongly from the estimated \$85 billion in 2006 to \$128 billion in 2011. Total air revenue was estimated at \$138 billion for 2006, with \$49 billion of that spent online. This figure is forecast to grow to \$72 billion in 2011.
- According to eMarketer, the United States is the global leader for online travel expenditures with \$64.9 billion in 2005, \$79 billion in 2006, and a projected \$127 billion in 2009 and \$146 billion in 2010. European travelers spent \$35.5 billion in 2005. Asia-Pacific travelers spent \$15.9 billion. eMarketer estimates that online travel sales in five major European travel markets (France, Germany, Italy, Spain, and the United Kingdom) will reach \$49 billion in 2007. The four fastest-growing travel markets over the next four years are China, South Korea, India, and Japan.
- Prophis eResearch reports that 55 percent of U.S. adults who engage in personal travel use search engines to expand their consideration set of travel suppliers. This translates into an estimated 49 million U.S. adults using search engines for travel in 2006. According to their survey, Google was found to be the most often used search engine. Awareness of several online travel agencies was high, with Expedia and Travelocity known by 97 percent of the U.S. online adult traveler market, Orbitz by 96 percent, Priceline by 92 percent, the Automobile Club of America (AAA) by 87 percent, and CheapTickets by 86 percent.
- PhoCus Wright, Inc. in their report, *PhoCus Wright's U.S. Online Travel Overview*, reveal that online travel bookings will surpass offline bookings for the first time in 2007. Other insights are that hotels will be the fastest-growing segment online, surpassing air travel, which until 2006 had been the fastest-growing product segment. The advanced level of the U.S. online market creates an atmosphere in which many innovations, such as dynamic packaging, metasearch, and user-generated content, incubate in the United States before expanding to other global markets. Many innovations include the new online capabilities that PhoCus Wright has termed Travel 2.0—the travel industry's application of Web 2.0 practices empowering the online consumer.
- Forrester Research reports that \$4 out of \$10 spent online is spent on travel.

- The Centre for Regional and Tourism Research, headquartered in Denmark, reports that online travel sales increased by as much as 31 percent from 2005 to 2006 and reached €38.3 billion in the European market in 2006, or 15 percent of the market (up from €29.3 billion, or 12 percent in 2005). A further increase of about 22 percent during 2007 to about €46.8 billion may be expected (18 percent of the market). The European online travel market could increase by another €8 billion, or 18 percent in 2008, to approach €55 billion. The United Kingdom accounted for 34 percent of the European online travel market in 2006, with Germany in second place at 20 percent. The direct sellers accounted for 69 percent of online sales in the European market in 2006; intermediaries accounted for 31 percent. In 2006, the breakdown of the market by type of service was: air travel, 56 percent; hotels (and other accommodations), 16 percent; package tours, 16 percent; rail, 8 percent; and car rentals (and car ferries), 4 percent. Concentration among the top European tour operator market is taking place.

Creating this growth are suppliers' Web sites and Internet booking services such as Expedia, Travelocity, Orbitz, GetThere.com, Vacation.com, Cheap Tickets, Cruises Only, Priceline, American Express, and Travel Web, which are full-service megasites. While most airlines and other travel suppliers have sophisticated Web sites for their own schedules and fares, these sites rarely show comparison rates. Consumers may find it easier to use services such as Expedia, Travelocity, Orbitz, Kayak, or Sidestep to find helpful travel information and a comparison of fares and schedules among different airlines and other travel suppliers.

Small to medium-size firms are using the global reach of the Web. It serves as a great equalizer for small firms because travelers around the globe can seek out a small hotel or B&B just as easily as a five-star property. A small hotel in Amsterdam, unlisted in guidebooks, reported that 80 percent of its U.S. reservations came from the Web.

The easiest prediction of all to make is that Internet technology and growth will continue during the next five years, as will the number of people who buy and sell on the Internet. While the future appears bright for this new distribution channel, one needs to remember it has limitations.

Limitations

Despite its great potential, the Internet has limitations. While it is high tech, it is not high touch. It produces an overwhelming amount of information—in many cases, more than the consumer can digest. It is a challenge to hold the user's attention long enough to deliver your message. A key to Web success is keeping information current, which is a formidable task. Nothing is worse than seeing outdated information on the Web. Speed and ease of use still need to be improved. Pop-up ads are also annoying. Consumers have two major concerns about the Web. One is their right to privacy, and the other is the security of the site. Consumers question if it is safe to use their credit

cards on the Internet even though it is probably much more secure than other places they are used. Travel distribution uses technology, but travel is not about technology; it is about experiences. Travel is a complex service industry where the customer requires value. In the final analysis, consumer value will prevail over technology.

Beyond the Internet

In the ever-changing technological environment, it is essential that all components of the tourism industry, whether large or small, public or private, have the best intelligence on which to base decisions. One of the ways to do that is to tap the Internet as an information source. The day has come when a large segment of the market communicates and transacts business on the Internet as routinely as talking on the phone.

Another way is to think beyond the Internet. How soon will the Internet be old technology? Will the mobile phone become the dominant Internet platform? How soon will consumers be able to book travel from all sorts of devices, such as their television set or an appliance we do not know about yet in a networked home? Voice-recognition systems are improving, and the price of hardware and software required to support them is declining. How soon will they become a part of the automated system? The smart agent or digital robot is a computer application that can complete specific tasks without human intervention. Will this application become commonplace?

Travel agents are booking more adventure travel, which is a fast-growing segment of the tourism industry. Outdoor participation activities such as rafting and kayaking are popular. *Photo courtesy of Tuolumne County Visitors Bureau.*



CONSOLIDATORS

Consolidators are travel agencies that sell airline tickets at sizable discounts. They specialize in this area and have contracts with one or more airlines to distribute discount tickets. Airlines work with consolidators to help fill what would otherwise be empty seats.

Some consolidators act strictly as wholesalers, selling their tickets only through other travel agencies. Others also sell directly to the public, usually at higher-than-wholesale prices. Thus, they function as both a wholesaler and a retailer.

Discount agencies sell consolidator tickets or other discounted travel services to the public. Some act as their own consolidators, while others buy from wholesale

PROFILE



ROBIN TAUCK
President/Board Officer,
Tauck World Discovery
Norwalk, Connecticut

Founded in 1925, Tauck World Discovery is a leading escorted tour operator that offers over one hundred upscale land, cruise, riverboat, and safari itineraries in more than sixty countries worldwide. A family-owned and operated company, Tauck World

Discovery (Tauck) was launched as Tauck Tours in 1925 by Arthur Tauck, Sr., and today his granddaughter Robin Tauck serves as company president and a board officer.

During her twenty-five-year career at Tauck, Robin has held a number of positions within the company. As president, she has led new growth initiatives, including expansions into international and exotic destinations, “Tauck at Sea” ocean cruising, European river cruising, Tauck Bridges family programs, and premier events.

A proponent of one-to-one marketing in the upscale market, Robin has fostered Tauck’s customer-focused direction and brand loyalty efforts, including strategic agent partnerships and the development of Tauck’s online “E-Tauck” initiatives. She has also chaired the company’s Executive Group, led its Strategic Planning efforts, and instituted Brand Steering and “World of Giving” Advisory Boards.

In 2000, Robin began Tauck’s “World of Giving” through the Tauck Foundation with philanthropic, volunteerism, and heritage grants. Robin has also led Tauck’s support of the U.S. National Parks, and those efforts were recognized in 2006 with the nation’s highest honor for historic preservation, the “Preserve America Presidential Award,” in an Oval Office ceremony with the President and First Lady.

consolidators. It is now relatively easy to find a discounter that sells consolidator tickets. Consumer travel publications list consolidators, and consumers can also buy consolidator tickets from most full-service travel agencies.

THE TOUR WHOLESALER

The **tour wholesaler** (also called tour operator) puts together a tour and all of its components and sells the tour through his or her own company, through retail outlets, and/or through approved retail travel agencies. Wholesalers can offer vacation

Tauck's support of the National Parks has also been honored with the U.S. Interior Department's 2005 "Take Pride In America Award" and TIA's 2004 "Public & Community Service Odyssey Award."

Robin has been active in USTOA, ETOA, ASTA, NTA and has served on a number of industry boards, including the board and executive committee of the Travel Industry of America. She has also been named one of the "Most Powerful Women in Travel" by *Travel Agent* magazine on multiple occasions.

Prior to joining the family business, Robin worked for Westin Hotels and Ocean Voyages, an international yacht company. She graduated from the University of Vermont and Stanford University's Executive Program. Robin and her family live in Weston, Connecticut. Her daughter Colleen became the first of Tauck's fourth generation to join the company when she worked as a Student Tauck Director in 2005.

Fresh off its most successful year ever, Tauck World Discovery has positioned itself for continued growth by enhancing its senior leadership team. Robin Tauck will continue as Tauck's president and board member, and her father, Arthur Tauck, Jr., will continue to serve as chairman of the board for the company.

Robin is focusing more of her expertise and energies externally, serving as a representative of the company

within the travel industry, with Tauck's customers, and with various external stakeholders. She is also contributing to a number of high-level special projects and overseeing Tauck's award-winning volunteerism and corporate philanthropy efforts.

WORDS ABOUT THE FUTURE

This is an exciting time for our industry! People are traveling in record numbers. They're visiting new and exotic destinations, and they're demanding authentic experiences that celebrate and reveal local culture. Equally important, the growth in tourism in many developing countries is improving the lives of the people there.

Going forward, however, our industry needs to focus on making sure that this kind of travel is sustainable. We need to ensure that visiting the sites we care so much about doesn't hasten their destruction. We need to preserve the native cultures indigenous to these amazing places, and we need to travel more efficiently in order to minimize our impact on the environment.

We're just beginning these crucial efforts, and in many ways, completing what we've begun will fall to future travel industry professionals—like you. I'm hopeful that you'll continue to make this important work a priority!

packages to the traveling public at prices lower than an individual traveler can arrange because wholesalers can buy services such as transportation, hotel rooms, sightseeing services, airport transfers, and meals in large quantities at discounted prices.

Tour wholesaling became an important segment of the U.S. travel industry after World War II. It has expanded substantially since the 1960s, largely because air carriers wanted to fill the increasing numbers of aircraft seats. The tour wholesale business consists primarily of planning, preparing, and marketing a vacation tour, including making reservations and consolidating transportation and ground services into a tour assembled for a departure date to a specific destination. Tours are then sold to the public through retail outlets such as travel agents and airline ticket offices.

The number of independent tour operators has grown dramatically over the past decade and now numbers over two thousand. A large portion of the business, however, is concentrated in the hands of a small number of large operators.

Independent tour wholesalers provide significant revenue to transportation and ground service suppliers. They also provide the retailer and the public with a wide selection of tours to a large number of destinations at varying costs, for varying durations, and in various seasons. Furthermore, they supply advance notice and increased assurance of future passenger volumes to suppliers.

The independent tour wholesaler's business is characterized by relative ease of entry, high velocity of cash flow, low return on sales, and the potential for high return on equity because the investment necessary to start such a business is small.

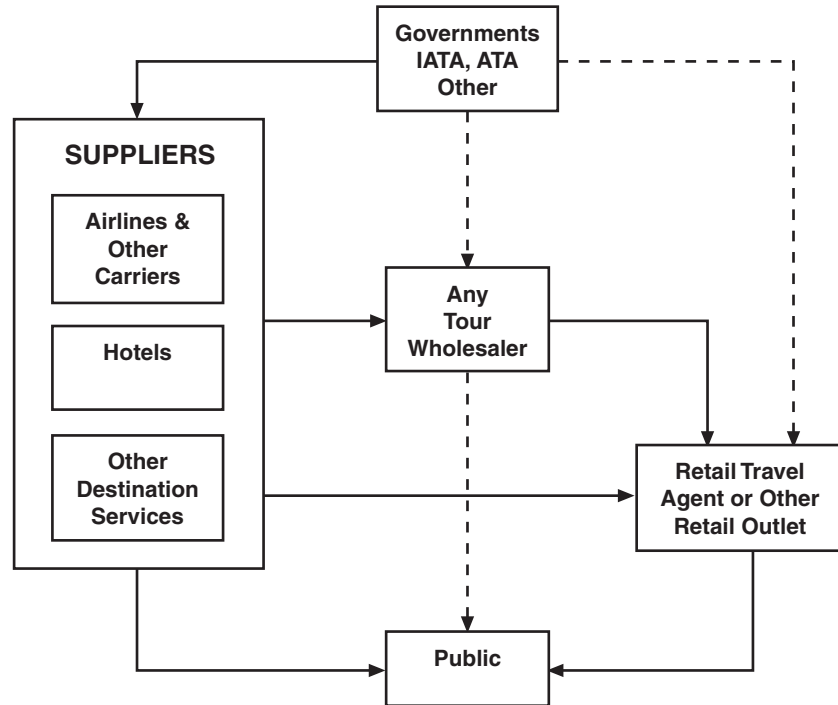
Tour wholesaling businesses are usually one of four kinds: (1) the independent tour wholesaler, (2) the airline working in close cooperation with a tour wholesaling business, (3) the retail travel agent who packages tours for its clients, and (4) the operator of motorcoach tours. These four entities, along with incentive travel companies and travel clubs, comprise the industry.

Figure 7.3 illustrates the position of the tour wholesaler in the basic structure of the travel industry. The public or the consumer is the driving force and can purchase travel services from a retail travel agent or directly from the suppliers of travel services: the airlines, hotels, and other providers of destination services. The tour wholesaler's role is that of consolidating the services of airlines and other carriers with the ground services needed into one package, which can be sold through travel agents to the consuming public.

Tour operators have not been immune to the effects of online packaging and have been working to keep pace with this new distribution channel. The **National Tour Association** (NTA) reports that 85 percent of NTA tour operators surveyed in 2004 have a Web site, 70 percent had brochures online, 60 percent sold packaged travel and tours online, 34 percent promoted time-sensitive offers, and 99 percent used e-mail.


The National Tour Association is an association for travel professionals who have a keen interest in the packaged travel sector of the industry. Promoting partnering and networking among its members, the association brings together those who package travel with suppliers and destinations who represent the various components of a trip. NTA focuses on the development, promotion, and increased use of tour operator

Figure 7.3 Basic structure of the U.S. travel industry. *Source: Tour Wholesaler Industry Study, Touche, Ross & Co.*



Motorcoach tours, both one-day and multiday, are a significant component of the tour operator's business. *Photo by author.*





Touring the mountains of Queenstown, New Zealand, from a jet boat never fails to overwhelm visitors with the majesty of the surroundings and the thrill of coming close to rocks. Copyright © PhotoDisc, Inc.

GLOBAL INSIGHT

Trade Fairs and Shows

A special entity in the promotion and distribution of travel are fairs, exchanges, shows, exhibitions, and markets. The entities bring buyers and sellers together at venues where billions of dollars of business is transacted.

ITB Berlin

The biggest of these entities is ITB Berlin, which takes place in March every year. ITB is without doubt the largest travel trade show in the world. The exhibitors at the ITB come from all sectors of the international travel and tourism industry and include government tourism offices, national and regional tourism organizations, tour operators, hotels, airline carriers, insurance companies, communication and information systems, travel agencies, publishing, and dot-com companies. ITB also has consumer days where consumers are allowed in to see what the world's travel industry has to offer. In 2007, almost 11,000 organizations from 194 countries exhibited using 160,000 square yards of exhibition area. Seminars, symposia, workshops, and working groups also take place at ITB. Visit their Web site at <http://www.fair.itb-berlin.de>.

World Travel Market

The World Travel Market (WTM) held annually in London each November is the world's second largest

travel trade show. WTM is a four-day travel industry event that brings together worldwide buyers and sellers from every sector of the industry. It provides a unique opportunity for the global travel trade industry to meet, network, negotiate, conduct business, and learn about the latest developments in the travel industry. A record-breaking 46,945 travel industry professionals representing 202 countries participated in WTM in 2006 and transacted over £28 billion (about \$54 billion U.S. dollars) worth of business. Visit their Web site at <http://www.wtmlondon.com>.

Pow Wow

In the United States, the major trade show is TIA's International Pow Wow. It provides a venue to bring U.S. suppliers together with tour operators and buyers from around the world. Pow Wow moves from city to city. In 2007, it was held in Anaheim, California; it will be held in Las Vegas, Nevada, in 2008.

DISCUSSION QUESTIONS

1. What is the largest tourism trade fair in the world?
2. What are the advantages of participating in trade fairs and shows?

packaged travel. They also serve as a consumer advocate through their code of ethics, stringent membership requirements, and education.

The association provides marketing assistance, educational programs, governmental representation, and communications for its membership, and it annually produces the NTA Convention and Tour and Travel Exchange. This event is one of the largest

travel industry gatherings held in North America, offering members the opportunity to conduct intensive business sessions and attend education seminars that increase professionalism in the industry. The association also produces the Tour Operator Spring Meet, which provides members with a second opportunity each year to conduct business and participate in educational programs.

NTA requires its members to adhere to a strict code of ethics that ensures proper business activity between individual members, for the ultimate good of the traveling public. The association acts as the primary advocate for consumers of the group tour product in North America and works to promote consumer awareness of that vacation alternative. NTA provides the traveling public protection through their Consumer Protection Plan. Visit their Web site at <http://www.ntaonline.com>.

The **United States U.S. Tour Operators Association** (USTOA) also represents wholesale tour operators. The goals of USTOA are to ensure consumer protection and education; to inform the travel industry, government agencies, and the public about tour operators' activities and objectives; to maintain a high level of professionalism within the industry; and to facilitate travel on a worldwide basis. USTOA's members must subscribe to the organization's strict code of ethics. Members are required to represent all information pertaining to tours, to maintain a high level of professionalism, and to state clearly all costs and facilities in advertising and promotional materials. Visit their Web site at <http://www.ustoa.com>.

Most tour operators and wholesalers belong to the American Society of Travel Agents. Many also belong to the various promotional groups, such as the Pacific Asia Travel Association (PATA), the Caribbean Tourism Organization (CTO), and the Travel Industry Association of America.

Local or short tours are conducted by sightseeing companies, and many of them are organized into American Sightseeing International and Gray Line. These organizations aid sightseeing companies by providing local sightseeing services and competent personnel. Many sightseeing tour companies are also affiliated with the organizations already mentioned.

SPECIALTY CHANNELERS

Specialty intermediaries include such organizations as incentive travel firms, business meeting and convention planners, corporate travel offices, association executives, hotel representatives, travel consultants, trade shows, and supplier sales offices. While specialty intermediaries are a small force in distribution compared to travel agencies, they have considerable power to influence when, where, and how people travel. Such groups can represent either buyers or sellers, receiving either a commission or a salary from their employer. Specialty intermediaries are experts in their particular aspect of travel. As tourism becomes more specialized, these types of channelers will become increasingly important.

Incentive Travel Firms

Incentive travel has been enjoying significant growth because travel rewards are one of the most powerful motivators for increased employee performance. Companies can reward distributors, customers, and their employees. In the United States, there are about five hundred travel incentive planning firms selling their professional services of designing, promoting, and accomplishing incentive travel programs for buyers. They have a national trade association, the Society of Incentive Travel Executives (SITE).

Corporate Travel Departments

Just as many corporations have chosen to set up their own meeting planning departments, many also have travel sections. Growth in this area took place when the airline industry was deregulated in the late 1970s. Such in-house offices try to contain travel and entertainment costs by getting the best prices on travel. They typically provide the same services as those of travel agencies serving the corporate market.

Hotel Sales Representative Firms

Some companies specialize in representing hotels, motels, resorts, and destination areas. This type of firm provides an alternative to a property hiring its own sales force

Tour operators plan and organize all elements of a trip. Viewing wild animals in their natural habitat is the mainstay of African safari tours. Copyright © PhotoDisc, Inc.



and is an economical way to be represented in foreign markets. These firms are also active in the convention and meetings field.

Automated Distribution

Using telephone lines, the satellite ticket printer (STP) enables a travel agency to print tickets electronically in an office of a corporation that the agency serves, thus eliminating the cost of delivering tickets. If this corporation wishes to use a particular agency's expertise, it can do so, regardless of the distance involved. Also, the corporation's travel expenses can be summarized into one periodic account—a beneficial arrangement. Automated ticketing machines (ATMs) are owned by airlines and located in major airports for passenger convenience. The customer inserts a credit card into the machine, which provides flight information, makes a reservation, and prints a ticket and boarding pass.

CHOOSING CHANNELS

Any marketing executive must decide on which combination of distribution channels would be most productive. One of his or her most important tasks is to research and identify distribution possibilities. Then the particular travel product can be integrated into the distributor's operation. Some channels are very evident, such as travel agencies. However, depending on the individual product, additional distributors, such as tour companies, specialty channelers, incentive travel firms, corporate travel departments, hotel sales reps, and associations, can be very sales effective. Often associations have huge numbers of members, which make them particularly good avenues for increasing sales.

SUMMARY

Tourism channels of distribution are organizational links in a travel product producer's system of describing, selling, and confirming travel arrangements to the buyer. Such channels are needed because it is impractical for any supplier to own sales outlets in every market city. It is much more feasible and productive to distribute the product through, for example, twenty thousand retail travel agencies. There are specialty channelers of many kinds.

The Internet is a force in the sale of travel today. It will grow in importance in the future and have an impact on the travel distribution system. Travel distribution channels are similar to those used in other industries. But tourism products are intangible. They cannot be stored and sold another time. An airplane seat, if not occupied for a trip, is revenue lost forever.


KEY CONCEPTS


American Society of Travel Agents
 automated distribution
 choosing channels
 corporate travel departments
 distribution channels

domination of travel agencies
 electronic commerce
 hotel sales representatives
 incentive travel firms
 intermediaries
 Internet

National Tour Association
 retail travel agencies
 specialty channelers
 tour wholesalers
 United States Tour Operators Association


INTERNET EXERCISES


The Internet sites mentioned in this chapter plus some selected additional sites are listed for your convenience on the companion Web site for this book, www.wiley.com/college/goeldner.

ACTIVITY 1

Site Name: Expedia Travel

URL: <http://www.expedia.com>

Background Information: This site features comprehensive destination information, timely and relevant travel news, expert advice, the lowdown on deals, and much more.

Site Name: Travelocity

URL: <http://www.travelocity.com>

Background Information: Travelocity, powered by the SABRE system, provides reservations capabilities for over 420 airlines, 40,000 hotels, and more than 50 car rental companies.

Site Name: Orbitz

URL: <http://www.orbitz.com>

Background Information: Orbitz is an online agency owned by Travelport. It is a major competitor to Expedia and Travelocity.

Exercise

1. Describe the features of these three sites and identify their role in the tourism distribution system.

ACTIVITY 2

Site Name: National Tour Association

URL: <http://www.ntaonline.com>

Background Information: The National Tour Association is an association for travel professionals who have a keen interest in the packaged travel sector of the industry. Their mission is to provide unsurpassed value for the global packaged travel industry.

Exercises

1. Go to the site and find the definition of "packaged travel."
2. Find the number and composition of members of the National Tour Association.
3. Outline the membership benefits.

 **QUESTIONS FOR REVIEW AND DISCUSSION** 

1. As a producer of travel products, why not just sell your services directly to the consumer?
2. For what reasons do retail travel agencies continue to be an important tourism distribution channel?
3. Give some examples of marketing aids that a supplier might provide to your travel agency.
4. Some counselors are not really good salespersons. As manager of your agency, what skill-building program would you inaugurate?
5. You are marketing director for a cruise line operating truly luxurious ships. These have superb service and cuisine. How would you proceed to identify the most promising distributors?
6. Air travel sales constitute the bulk of a travel agency's business. But auto travel makes up 80 percent of the intercity U.S. market. How could agencies increase their auto travel-related business?
7. As the president of a newly formed tour company, you must now decide if your tours are to be marketed through retail travel agencies or whether you should try to sell them directly to the consumer. Identify the advantages and disadvantages of each alternative. Would it be wise to do both? Discuss.
8. Why should an independently owned and operated travel agency become affiliated with one of the consortia, cooperatives, or franchise groups?
9. What do you see as the future of the travel agent?
10. List the advantages of a tour company becoming a member of USTOA.
11. Similarly, what advantages does a travel agency derive from its membership in ASTA?
12. A fairly large manufacturer of specialty electric products is located in your city. What steps would you take to sell this company on an incentive travel plan?
13. List the names of several prominent hotel rep firms. Explain how they function on behalf of an independently owned resort hotel. Would a Holiday Inn use such a firm? Why or why not?

 **CASE PROBLEMS** 

1. Joan S. and her husband are planning a vacation to a destination about which they know very little. They have seen an exciting ad for this area in a travel magazine. They respond to the ad, and subsequently they receive a group of fascinating brochures describing all the attractions, accommodations, shops, climate, and other allures. In the same magazine they saw an ad for an airline that serves this destination, including an 800 telephone number for reservations. Why should they seek the help of a travel agency?
2. A professor recently walked into a travel agency—his first visit there—and asked for a specific cruise brochure. The travel agent rose from her desk, found the promotional piece requested, and handed it to him. The professor thanked her and then asked, "How is the travel business these days?" She replied, "Business and corporate are OK but vacation travel is way off. Very few people are traveling now." She then sat down, looked into her CRS screen, and said, "Have a nice day." Can you believe such a scenario? What should the conversation have been?
3. A prominent national columnist recently advised his readers that they should bypass their local

travel agencies and obtain their air tickets and arrange their cruise vacations directly from the suppliers by phone or Internet. This recommendation was intended to save the public money because, he explained, air and ship lines pay commissions to travel agencies whenever a sale is made. What's wrong with such advice?

4. An international tour company partnership is owned by Bill and Jane W. Bill is a rather deliberate, cautious type; Jane tends to be more aggressive and promotional in her day-to-day business relationships. The company's volume of business has declined somewhat during the past two years. Considering the decline, the couple recently had an extended discussion as to possible steps that might increase tour sales. Jane

finally proposed that they should contact some of the largest travel agency cooperatives, also known as co-ops, consortia, franchisers, joint marketing organizations, stockholder licensee groups, and individual and corporate-owned chains. Jane thought that perhaps if their company could become a so-called preferred supplier to one or several of these groups, they would then increase their business considerably. Almost all of their tours are sold through retail travel agencies. Bill listened to this suggestion and then said, "I doubt that this idea would do us any good. The co-op movement is not well established, and a lot of agencies are not members at all." Who's right? Why? Explain your position.

CHAPTER 8

Attractions, Entertainment, Recreation, and Other

LEARNING OBJECTIVES

- Examine the attractions sphere.
- Look at the role of theme parks.
- Understand the gaming industry.
- Describe public and commercial recreation facilities.
- Recognize shopping as a travel attraction.



Preserved castles, mansions, and gardens are a popular tourist attraction throughout Europe. Shown here is Egeskov Castle in Funen, Denmark. Copyright © Corbis Digital Stock.

INTRODUCTION

One can make the argument that attractions are the reason people travel. If so, attractions are the most important component in the tourism system; and a case could be made that because of their importance in the tourism system, they should be covered in Chapter 1 rather than Chapter 8. There is no doubt that attractions are the main motivators for travel. Without attractions drawing tourists to destinations, there would be little need for all other tourism services such as transportation, lodging, food, distribution, and so on. However, as important as attractions are in motivating the tourist to travel, the attraction frequently receives the smallest portion of the tourist's expenditure. An example is the ski resort that sells only the lift ticket providing uphill transportation. This expenditure is the smallest of the travel experience, with the most expenditures going for air transportation, lodging, and food.

The list of attractions is extensive, and in many cases it is a combination of attractions that brings the tourist to a destination area. The opportunities for sightseeing, shopping, entertainment, gaming, culture, and recreation play an important role in determining the competitiveness of a destination. Figure 8.1 extracts the operating

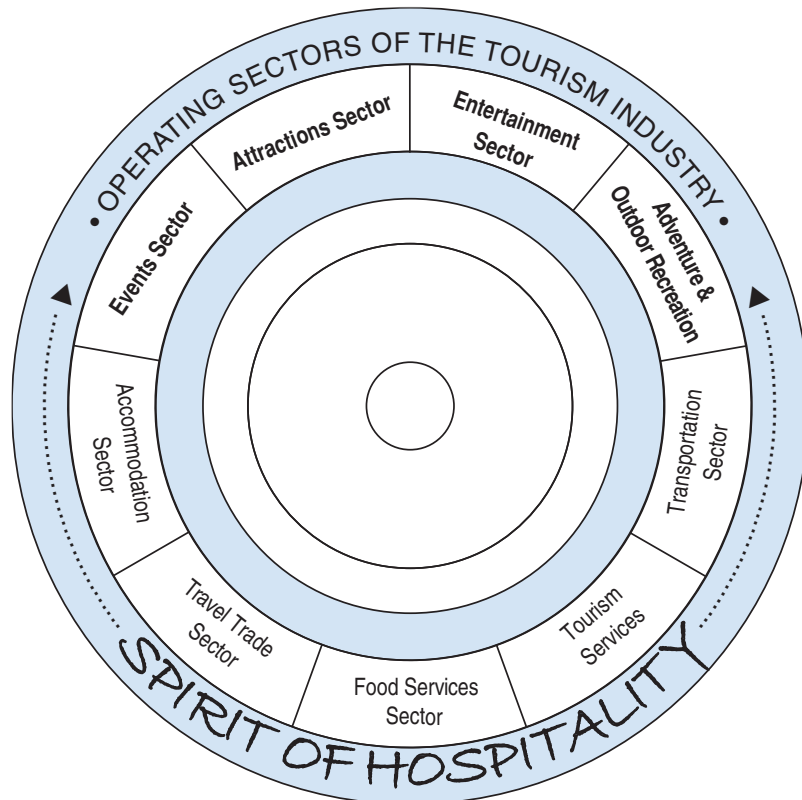


Figure 8.1 Operating sectors of the tourism industry: attractions, events, adventure, and entertainment.

sectors from Figure 1.2 and shows that attractions, events, adventure and outdoor recreation, and entertainment are important supply components.

ATTRactions

Attractions can be classified in a number of ways (see Figure 8.2). One of the categories that first comes to mind is theme or amusement parks. The roots of these attractions go back to medieval Europe, when pleasure gardens were created. These gardens were the forerunner of today’s parks, featuring rides, fireworks, dancing, and games. Today, theme parks are high-profile attractions made famous by Disney, Universal Studios, Busch Gardens, and others. They represent multimillion-dollar investments.

Natural attractions are the “mainsprings” that drive many people to travel. The great national parks of the United States and other countries, such as those in Canada, India, Australia, and Japan, are examples. National forests in the United States attract millions of recreationists. State parks exist in many areas that have tourist appeal.

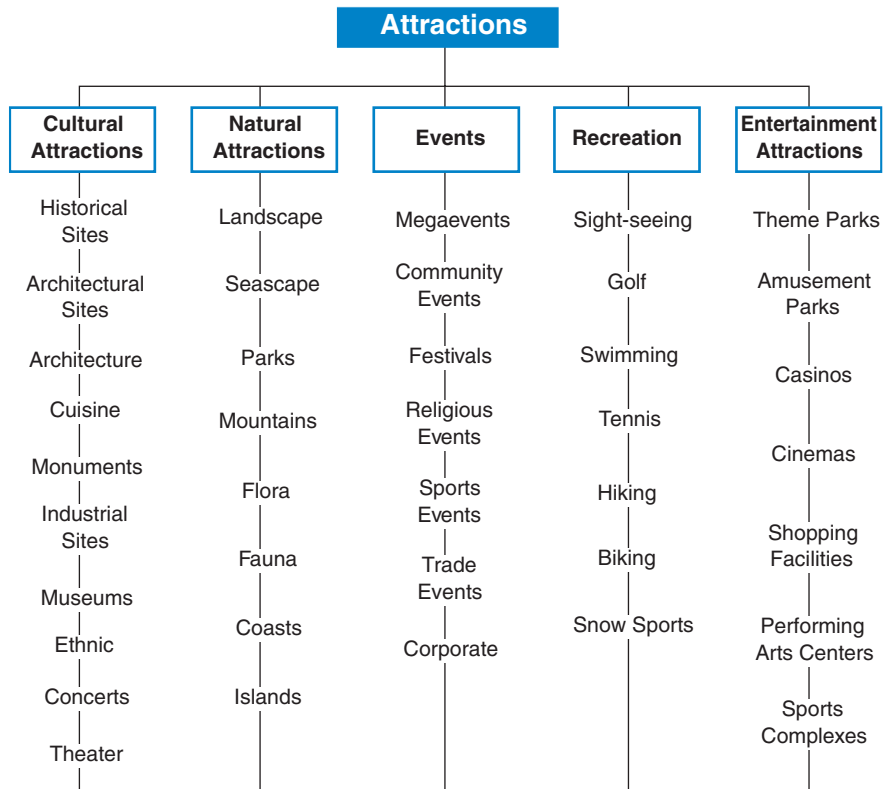


Figure 8.2 Overview of attractions.

The same is true for botanical, zoological, mountain, and seaside parks. Thus, these natural wonders lure travelers to enjoy the natural beauty, recreation, and inspiration that they provide.

Heritage attractions (such as historic sites) and prehistoric and archaeological sites (such as the ancient monuments of Egypt, Greece, Israel, Turkey, Indonesia, India, Mexico, and Peru) also have appeal for those inspired to learn more about contemporary and long-vanished civilizations.

Recreation attractions maintain and provide access to indoor and outdoor facilities where people can participate in sports and other recreational activities. Examples include swimming pools, bowling alleys, ice skating rinks, golf courses, ski resorts, hiking trails, bicycle paths, and marinas.

Commercial attractions are retail operations dealing in gifts, handcrafted goods, art, and souvenirs that attract tourists. Recent surveys show that shopping is the number-one activity participated in by both domestic and international visitors.

Industrial attractions cannot be overlooked. Wineries and breweries have long been tourist attractions. Factory tours are growing in number, and manufacturers have developed elaborate facilities to handle tourists. An example is the Waterford Crystal Factory in Ireland, which houses a world-class crystal museum.

Great modern cities with their cultural treasures of many sorts provide powerful attractions to millions of visitors each year. Sightseeing tours are provided in most cities, giving easy access to the city's attractions. Theaters, museums, special buildings, zoos, aquariums, cultural events, festivals, shopping, and dining are some of the appeals.

Entertainment has become a powerful magnet. Musical entertainment has put Nashville, Tennessee, and Branson, Missouri, on the map.

The Attractions Industry

The attractions industry consists of fixed-location amusement parks and attractions in the United States and other countries. They are primarily private businesses, although there are a number of publicly operated facilities. Amusement parks and attractions in the United States generate approximately \$11.5 billion in annual revenues. Approximately 500,000 people are employed year round/seasonally by the industry in the United States, and over 335 million people visited amusement parks and attractions, according to the International Association of Amusement Parks and Attractions (IAAPA).

The attractions industry is dominated by Disneyland and Walt Disney World, which have been two of the most successful attractions ever developed. However, while theme parks are a major tourist attraction, there are more than ten thousand natural scenic, historic, cultural, and entertainment attractions that appeal to travelers in the United States. Attractions include not only theme parks but also the entertainment park, amusement park, animal park, museum, scenic railway, historic village, preserved

mansion, scenic cruise, natural wonder, restaurant, music festival, industry exhibit, cave, theater, historic farm, scenic overlook, resort complex, historic site, botanical garden, arboretum, plantation, hall of fame, water show, zoo, sports complex, cultural center, state park, national park, county park, outdoor theater, Native American reservation, and transportation exhibit.

Theme Parks

The **theme park business** has enjoyed spectacular expansion since the opening of Disneyland in 1955 in Anaheim, California. The opening of Disneyland changed the local amusement park business considerably because it expanded the concept of amusement parks from simply rides and carnival barkers to include shows, shops, and restaurants in theme settings with immaculate cleanliness, promising adventure, history, science fiction, and fantasy.

The success of Disneyland brought Walt Disney World, the largest and grandest theme park in the world, with its Magic Kingdom as the focal point of the resort complex. The Magic Kingdom attracts over 16.0 million visitors annually (see Table 8.1). The Orlando site also has a 7500-acre conservation project for the preservation of fauna and wildlife of the Everglades; an experimental prototype community of tomorrow (EPCOT); the Disney World Showcase, where several nations feature exhibits of their country's attractions and culture; Disney-MGM Studios; and Pleasure Island. On January 7, 2008 Disney announced that Disney-MGM Studios would change their name to Disney Hollywood Studios.

TABLE 8.1 Top U.S. Theme Parks

Rank, 2005	Theme Park and Location	Attendance (in millions)
1	The Magic Kingdom , Orlando	16.1
2	Disneyland , Anaheim, California	14.5
3	Epcot , Orlando	9.9
4	Disney-MGM Studios , (now Disney Hollywood Studios), Orlando	8.7
5	Disney's Animal Kingdom , Orlando	8.2
6	Universal Studios , Orlando	6.1
7	Disney's California Adventure , Anaheim	5.8
8	Islands of Adventure at Universal , Orlando	5.7
9	Sea World , Orlando	5.6
10	Universal Studios , Los Angeles	4.7

Source: Amusement Business.

TABLE 8.2 Top European Amusement/Theme Park Admissions

Rank, 2005	Park and Location	Attendance (in millions)
1	Disneyland Paris <i>Marne la Vallée, France</i>	10.2
2	Blackpool Pleasure Beach <i>Blackpool, England</i>	6.0
3	Tivoli Gardens <i>Copenhagen, Denmark</i>	4.1
4	Europa-Park <i>Rust, Germany</i>	3.9
5	Port Adventura <i>Salou, Spain</i>	3.4
6	De Efteling <i>Kaatsheuvel, the Netherlands</i>	3.3
7	Liseberg <i>Göteborg, Sweden</i>	3.2
8	Gardaland <i>Castelnuovo del Garda, Italy</i>	3.1
9	Bakken <i>Klampenborg, Denmark</i>	2.6
10	Alton Towers <i>Staffordshire, England</i>	2.4

Source: *Amusement Business*.

As in the past, the Walt Disney Company's six theme parks hold down the top five positions in Table 8.1, accounting for a total of 57.4 million visits. Disney's California Adventure ranks seventh and recorded another 5.8 million visits. Table 8.2 shows that Disneyland Paris also leads in European attendance, and shows attendance figures for leading European theme parks. Large theme parks are located around the world. Everland and Lotte World in South Korea draw 7.5 million and 6.2 million visitors, respectively. Yokohama Hakkeijima Sea Paradise and Nagashima Spa Land in Japan attract 5.3 million and 3.8 million visitors annually. Ocean Park in Hong Kong attracts 4.0 million people. Tokyo Disneyland draws 13.0 million, and Tokyo Disney Sea draws 12.0 million.

As would be expected, the success of the Disney theme parks brought imitators and large corporations to the business. In addition to those listed in Table 8.1, other prominent theme parks in the United States are Sea World in San Antonio, Texas; Great America, Santa Clara, California; Canada's Wonderland, Toronto, Ontario; Busch Gardens, Williamsburg, Virginia; and Legoland, Carlsbad, California.

In past years global park attendance figures were published in *Amusement Business*, which has ceased publication. Now TEA (formerly the Themed Entertainment Association) in association with Economic Research Associates (ERA) publishes the

America's first theme park, Knott's Berry Farm, has 150 acres of rides, live shows, and family adventures celebrating the lure and lore of the West. Snoopy is part of the magic at Knott's. Camp Snoopy is the official six-acre home of the Peanuts gang.

Photo courtesy of Knott's Berry Farm. Snoopy ©1958 United Features Syndicate, Inc.



Luna Park is a famous amusement park located in St. Kilda, Australia, a suburb of Melbourne. Once through the attractive entrance one finds an amazing number of rides. After a fun day at the park the next stop needs to be nearby at one of the fabulous cake shops that St. Kilda is famous for. The experience adds up to a perfect vacation day. *Photo by author.*



information in *Park World* (<http://www.parkworld-online.com>). The information is also available in pdf format on the TEA and ERA Web sites at <http://www.teaconnect.org> and <http://www.econres.com>. Attendance numbers are provided for the top twenty-five theme parks worldwide, top twenty parks in North America, top twenty parks in Europe, top ten parks in Asia, top ten parks in Latin America, and top ten chains worldwide. Visit those sites for the latest information.

The United States' major theme parks are concentrated in Florida and California. Disney has projects in both states, and the Orlando area has the largest number of theme parks and attractions in any single location. This concentration is likely to continue, because new attractions or expansions are still taking place in the area.

The Travel Industry Association of America (TIA) reports theme and amusement park trips are likely to be family vacations, as they are much more likely than the average trip to include children under age nineteen (55 percent versus 24 percent). These trips also include longer overnight stays (5.3 nights) compared to the average U.S. trip (4.1 nights). One-fourth (25 percent) of theme park trips last seven nights or more. In addition, overnight trips including a theme park are more likely than the average U.S. trip to include a stay in a hotel/motel/bed-and-breakfast (67 percent versus 55 percent) or a condo/timeshare (9 percent versus 4 percent).



Sea World of San Antonio permits children to have a close personal encounter with the park's dolphins. *Photo courtesy of the San Antonio Convention & Visitor Bureau (SACVB)/Sea World San Antonio.*

PROFILE



JAMES RASULO
Chairman
Walt Disney Parks and Resorts

Jay Rasulo has the Happiest Job on Earth. As chairman of Walt Disney Parks and Resorts, he presides over a family vacation business that spans three continents and includes five world-class vacation destinations, a top-rated cruise line, and the most popular resort locations in North America, Europe, and Asia. During the past fifty years, more than 2 billion guests have passed through the gates of Disney theme parks around the world.

Jay is the architect of the long-term global growth strategy for Disney Parks and Resorts' business, including Hong Kong Disneyland, which opened on September 12, 2005—bringing the enchantment of a Disney theme park to a whole new region of the world.

Jay oversees a broad range of businesses that help make Disney the leader in the vacation destination industry. The theme parks and resorts include the

Disneyland Resort in California, Walt Disney World Resort in Florida, Tokyo Disney Resort, Disneyland Resort Paris, and Hong Kong Disneyland. In addition, Jay is responsible for the Disney Cruise Line; Walt Disney Imagineering—the designers and builders of theme parks, attractions, and other facilities; and Disney Regional Entertainment, comprising the ESPN Zone sports-themed restaurants.

Jay, who has been with The Walt Disney Company for twenty years, was appointed president of Walt Disney Parks and Resorts in 2002. In the fall of 2005, he became chairman of the segment. He spent two of the five years with the company in France as chairman and chief executive officer (CEO) of Euro Disney, S.C.A., where he was instrumental in turning Disneyland Resort Paris into Europe's top tourist destination. Cementing his reputation as a dedicated business leader and strategist, the *Los Angeles Times* in 2002 called Jay "a provocative and passionate leader who understands the cultural nuances of foreign markets." The article went on to credit Jay for "helping to transform Disneyland Paris."

In addition to his duties at Disney, Jay has emerged as a recognized leader within the travel and tourism industry, working to broaden awareness of the industry's role in creating jobs, economic growth, and cultural exchange. In 2006 and 2007, Jay served as chairman of the Travel Industry Association of America, the industry's preeminent trade association in the United States. In this role, Jay helped launch the Discover America Partnership, a coalition of the industry's leading brands, which is dedicated to maximizing the economic and social benefits of international travel. From 2003 to 2007, Jay also served as chairman of the United States Travel and Tourism Advisory Board, which was charged with recommending a comprehensive national tourism strategy to the U.S. Department of Commerce.

He also serves on the board of directors for the French American Chamber of Commerce and Euro Disney S.C.A.

Jay first joined The Walt Disney Company in 1986 as director and later rose to senior vice president of Corporate Strategic Planning. In this role, he led strategic development for all real estate-based businesses in The Walt Disney Company portfolio.

After two years as a senior vice president of Corporate Alliances and three years with Disney Regional Entertainment, Jay moved to Paris as executive vice president, Euro Disney, S.C.A. He served as president and chief operating officer there before taking over as chairman and CEO in 2000.

A native New Yorker, Jay has a degree in economics from Columbia, and both an MA in economics and an MBA from the University of Chicago. Before joining Disney, he held positions with Chase Manhattan Bank and the Marriott Corporation.

Jay and his family reside in Los Angeles, California.

WORDS ABOUT THE FUTURE

It is true that our industry is in the midst of a very strong year. It is also true, however, that we could and should be doing much better. Overseas travel to the U.S.—the source of our most lucrative guests—is down 17 percent since 2000.

This is not merely an industry challenge or even a private sector challenge; it is America's challenge—one that both government and the private sector must address together.

The solution must come in three steps.

First, we must keep the visa process secure but make it more user-friendly.

Second, we must strengthen the security of our entry process but at the same time make it more welcoming and efficient. Fortunately, Congress has passed—and the president has signed—legislation that will expand the Visa Waiver Program, increase staffing in the airport customs areas, and facilitate a more welcoming experience for visitors.

But it is not enough to fix the problem. We must also tell the world we did it. Because negative perceptions have a funny way of lingering long after the reality has changed.

That's why the third step in this process must be the creation of a nationally coordinated program that communicates these changes to the world.

In fact, this is something that virtually every other industrialized country in the world is already doing. Australia, for instance, spends \$113 million a year communicating and promoting itself to travelers. Canada spends \$58 million. Even New Zealand, a country 1/74th the size of the U.S., invests \$43 million each year on travel promotion.

Every member of the industry has a stake in promoting more travel to the U.S. It is therefore important that we work with our government partners to help the U.S. better compete for a greater share of world travel, in order to create jobs and economic growth.

The return is so good, we can't *afford not* to make the investment.

Where I work, we often talk about the magic of Disney, but there is also a magic to America. People simply need to visit here to feel this magic.

If we can get people through the gate, we can change their perceptions of America.

Imagine the goodwill that will result if we simply let people know we want them to come.

Theme park travelers are more likely than average to fly to their destination (19 percent versus 16 percent) and rent a car once they arrive (8 percent versus 5 percent). These travelers also engage in many other activities while on theme park trips. For example, many theme park trips also include shopping (40 percent), visits to historical places or museums (20 percent), and visits to the beach (20 percent).

Theme parks are popular all over the world. New parks and expanded parks are occurring in the United States, Latin America, Europe, Middle East, and Asia. For example, Asia is one of the amusement industry's prime markets as it is home to five of the ten more visited theme parks in the world. It now has another park, since Disney opened a new park in Hong Kong.

Dubai has announced a \$20 billion "Dubailand" theme park. The mixed-use theme park spread over 2 billion square feet will be located ten minutes from Dubai International Airport and sixty minutes from Abu Dhabi. The development will include forty-five main projects and two hundred subprojects, creating six zones to form tourist attractions catering mainly to the family market. The main zones will include Attractions and Experience World, Sports World, Eco Tourism World, Theme Leisure & Vacation World, Retail and Entertainment World, and Downtown. Phase 1 of the Dubailand project will extend from 2007 to 2010; the final phase will be completed between 2015 and 2018.

Theme parks have found that in order to grow attendance and revenue, they have to add new attractions on a regular basis. The industry is constantly making annual improvements that range from fresh paint, to multimillion-dollar rides, to entire new parks.

According to a study published by PricewaterhouseCoopers, global theme park revenues are projected to grow at a compound annual growth rate of 4.6 percent reaching \$28.5 billion by 2011. The U.S. market is expected to grow from \$11.5 billion to \$14.0 billion by 2011.

International Association of Amusement Parks and Attractions

The world's largest amusement park and attractions association is the **International Association of Amusement Parks and Attractions (IAAPA)**. The association, founded in 1918, has over 4500 members in ninety countries. It represents and serves operators of amusement parks, tourist attractions, water parks, miniature golf courses, family entertainment centers, and manufacturers and suppliers of amusement equipment and services. The association conducts research, compiles statistics, and publishes *FunWorld* and an annual *International Directory and Buyer's Guide*. They hold an annual convention and trade show. Located in Alexandria, Virginia, they can be reached at (703) 836-4800 or <http://www.iaapa.org>.

 GLOBAL INSIGHT 

Theme Park Trivia

- A European invention: “Amusement parks” and “theme parks” are often regarded as typically American; however, amusement parks were first created in the “Old World.”
- The world’s oldest operating amusement park is Bakken in Klampenborg, Denmark, which dates to 1583. The oldest continually operating amusement park in the United States is Lake Compounce in Bristol, Connecticut, which opened in 1846.
- Many people believe that America’s fascination with amusement parks began with the opening of the Cyclone roller coaster at Coney Island, New York, in 1927. Originally costing only \$175,000 (€146,000) to construct, the coaster still operates at Astroland amusement park in New York.
- “Rides” are the number-one reason Americans visit amusement parks, according to an IAAPA survey. Of the many rides available, 46 percent of people say that their favorite ride is the roller coaster.

- The oldest operating Ferris wheel is located in Europe at The Prater, Vienna, Austria. It was built in 1897.
- The largest amusement park, by acreage, is Walt Disney World in Lake Buena Vista, Florida, which encompasses forty-seven square miles.
- According to an IAAPA survey, 94 percent of people who visit amusement parks have a favorite amusement park food. Of those surveyed, 28 percent prefer funnel cake, 17 percent prefer ice cream, 14 percent prefer pizza, 13 percent prefer hot dogs, and 12 percent prefer cotton candy.

SOURCE: International Association of Amusement Parks and Attractions.

DISCUSSION QUESTIONS

1. What is your favorite ride at a theme park? Why do 46 percent of visitors say that the roller coaster is their favorite ride?
2. Why are theme parks attractive destinations?

GAMING

The U.S. gaming-entertainment industry has seen tremendous change over the last decade. As recently as 1988, only two states—Nevada and New Jersey—permitted casino gaming, but now, in 2008, with Indian gaming included, twenty-eight states have casino gaming. Today, only two states—Hawaii and Utah—have no legalized gaming whatsoever.

Gambling, or the **gaming industry**, has become a major force in the tourism industry. The gaming industry has grown from a narrow Nevada base with limited acceptance in the financial and public sector to a recognized growth industry. While gaming has always been a popular form of recreation, it has also been controversial.

There is no question that gaming generates travel. Nevada has been the leader in gambling, which has made tourism the leading industry in the state. Las Vegas is considered the casino capital of the world; however, that city is being challenged by Macau

Special Administrative Region, China. It is interesting to note the differences in the types of tourists and their modes of transportation when comparing Las Vegas and Atlantic City. Las Vegas attracts destination visitors from long distances who fly or drive, while Atlantic City is located in a densely populated area and attracts nearby residents (those within 150 miles). Atlantic City has successfully promoted short-duration motorcoach tours to increase its numbers. It is also now successfully promoting itself as a destination area.

Today, according to the American Gaming Association (AGA), the gaming industry is an \$83.7 billion business that employs, directly and indirectly, more than 1 million men and women. This includes all forms of gaming, including casinos, Indian gaming, charitable organizations, the pari-mutuel industry, and lotteries. U.S. gaming revenue has almost doubled between 1995 and 2005, and the casino industry's revenues alone have almost doubled since 1995. In 2006, casinos alone generated upward of \$32.4 billion in revenue.

The fact is that people enjoy gaming as an entertainment option in their lives. According to a 2007 AGA survey, 87 percent of the American people view casino entertainment as acceptable for themselves or others. In 2006, there were 371 million visits made to casinos, up from 322 million in 2005—a 15 percent increase. As acceptance has grown, millions of Americans also understand the capital investment, tourism, public revenues, and employment impacts of casino gaming. According to the same survey, 67 percent of Americans see casino gaming as an important part of the community's entertainment and tourism offering.



Gaming as a recreational pursuit is becoming more popular, especially in the United States. It is often combined with other types of entertainment, such as nightclub shows and sports activities. *Photo courtesy of Carnival Cruise Lines.*

In 1993, the casino industry reached a milestone when more Americans went to casinos than visited major league baseball parks. Today, more Americans visit casinos than zoos, aquariums, and wildlife parks. This entertainment trend is continuing as more and more people visit casinos.

The employment opportunities provided by the gaming-entertainment industry deserve special attention. In 2005, the commercial casino industry created 354,000 direct industry employees, who earned \$12.6 billion in salaries, including benefits and tips.

In deciding whether to add casino gaming to a community or to the mix of gaming already in existence, it is important that voters and their elected representatives have the correct information, data, and statistics so that their decision, either pro or con, is an informed one. The National Gambling Impact Study Commission (NGISC), signed into law in August 1996 to conduct a comprehensive study of the social and economic impacts of gaming in the United States, released their report in 1999. The final report concluded the following: "As it has grown, [gambling] has become more than simply an entertainment past-time: the gambling industry has emerged as an economic mainstay in many communities and plays an increasingly prominent role in state and even regional economies."

Indian reservation gaming in the United States became a growth industry in the 1990s when the U.S. Supreme Court in 1987 recognized Indian people's right to run gaming. It ruled that states had no authority to regulate gaming on Indian land if such gaming is permitted outside the reservation for any other purpose. Congress established the legal basis for this right when it passed the Indian Gaming Regulatory Act (IGRA) in 1988. The National Indian Gaming Association reports that 225 Indian tribes in twenty-eight states use Indian gaming to create new jobs, fund essential government services, and rebuild communities. In 2006, tribal governments generated \$25.7 billion in gross gaming revenue; \$3.2 billion in gross revenue from related hospitality and entertainment services; created 670,000 jobs (direct and indirect); contributed \$8.6 billion in federal taxes and revenue savings, \$2.4 billion state taxes, and over \$100 million in payments to local governments. Across the United States, 223 tribes in the lower 48 states and two Alaska Native villages operate 423 Indian gaming facilities, including 294 casino operations, 129 bingo halls, travel plazas, and pull-tab operations. The IGRA mandates that tribal governments, not individuals, can have gaming operations. Thus, the entire proceeds of the industry go back to fund tribal government programs. Indian tribes are using gaming revenues to build houses, schools, roads, and sewer and water systems; to fund the health care and education of their people; and to develop a strong, diverse economic base for the future.

The Mashantucket Pequot Tribal Nation operates the Foxwoods Resort Casino, Connecticut, which is the largest casino in the United States. Foxwoods averages over forty thousand patrons each day and more than 15 million visitors each year. They employ over thirteen thousand people.

Gaming is available in many parts of the world as well as on cruise ships. Well-known areas for casino gambling include Monaco, the Caribbean, London, Nice, Macau, and Rio de Janeiro.

As new casinos go up in Las Vegas, Atlantic City, New Orleans, Colorado, the Mississippi River, South Dakota, Indian reservations, and the Bahamas, one sees the impact of gaming on tourism and the local economy. Given the current growth in gaming, it is safe to predict that gaming will continue to play a role in tourism and economic development.

Gaming Organizations

The American Gaming Association (AGA) was formed in June 1995 after President Clinton proposed a 4 percent gross receipts tax on the gaming industry. Realizing that this would have monumental repercussions, casino industry leaders decided that it was time to form an association to represent them on Capitol Hill. Although the bill did not materialize, the AGA thrived and today has more than one hundred member companies. Since the AGA's opening, when the first fourteen members consisted exclusively of casino companies and gaming equipment manufacturers, the diversity of the association's members has expanded to include financial and professional services, suppliers and vendors, state associations, and publications.

The AGA's primary goal is to create a better understanding of gaming entertainment by bringing the facts about the industry to the general public, elected officials, other decision makers, and the media through education and advocacy. An integral part of AGA's mission is the commitment to address "problem" and underage gaming. The AGA is located in Washington, D.C.; telephone (202) 552-2675; Web site <http://www.americangaming.org>.

The National Indian Gaming Association (NIGA) operates as a clearinghouse and educational, legislative, and public policy resource for tribes, policy makers, and the public on Indian gaming issues and tribal community development. They have statistics and economic studies on Indian gaming. They are located in Washington, D.C.; telephone (202) 546-7711; fax (202) 546-1755; e-mail info@indiangaming.org; Web site <http://www.indiangaming.org>.

RECREATION

Recreation is a diverse industry, representing over \$400 billion in expenditures each year. The industry generates millions of jobs in the manufacturing, sales, and service sectors. Nearly 50 percent of Americans describe themselves as "outdoor people." They enjoy a wide variety of activities to keep fit, to add excitement to their lives, to have fun with family and friends, to pursue solitary activities, and to experience nature firsthand.

The draw of recreation opportunities throughout the United States is one factor in the rise of domestic travel, as well as in the increase in international visits to the United States. Outdoor adventure travel is gaining in popularity, and travel professionals have

better access to information on recreational travel options than they used to. People are seeking higher-quality services and amenities.

Illustrative of the range of businesses within the recreation industry are recreation vehicle (RV) manufacturers and dealers, boat manufacturers and dealers, full-line recreation product manufacturers, park concessionaires, campground owners, resorts, enthusiast groups, snowmobile manufacturers, recreation publications, motorcoach operators, bicycling interests, and others.

Companies manufacturing recreation products tend to be large. For example, the manufacturing of new RVs is a \$12 billion-per-year industry, according to the Recreation Vehicle Dealers Association.

The **Recreation Vehicle Industry Association (RVIA)**, located in Reston, Virginia, is a primary source of shipment statistics, market research, and technical data. The association also supplies campground directories, and publications covering RV maintenance, trip preparation, and safety issues (Web site: <http://www.rvia.org>).

In contrast to the large companies involved in manufacturing RVs, boats, pools, mountain bikes, skis, and so on, the private service sector is made up primarily of small businesses, ranging from campgrounds, to marinas, to wilderness guides. There is also the public sector, providing services through the National Park Service, Forest Service, and state and local agencies.



The top outdoor recreation adventure activity in the United States is overnight vacation camping with 48.6 million participants. This family is enjoying a Wisconsin campground in their tent trailer. *Photo courtesy of Wisconsin Department of Tourism.*

Parks

Both private and government enterprises operate various kinds of **parks**, including amusement parks. National parks are often very important parts of a nation's or state's tourism. In some countries (such as certain countries in Africa), national parks are the primary attractions. Typical are Kenya, Rwanda, Uganda, Tanzania, Botswana, and South Africa.

National and State Parks

The U.S. National Park System is one of the country's greatest tourist attractions, appealing to both domestic and international visitors. U.S. National Parks host over 272 million visitors a year. A recreation visit is the entry of one person for any part of a day on lands or waters administered by the **National Park Service (NPS)** for recreation purposes. The NPS administers 390 parks, recreation areas, preserves, battlefields, historical sites, lakeshores, monuments, memorials, seashores, and parkways, which encompass 84.3 million acres. Figure 8.3 shows the percent of recreation visits by type of unit for 2006. The Blue Ridge Parkway (at 18.9 million visits) continued as the most visited unit of the system, and Great Smoky Mountains National Park continued as the most visited national park (at 9.3 million).

Overnight stays in the concession lodges of the parks totaled 3.4 million, while campgrounds saw over 5.0 million overnight guests in 2006. Another 1.2 million stayed in a concession campground. Another 1.7 million visitors spent the night in a park backcountry site that they hiked into. Most park visitors stay in facilities in "gateway communities" outside park boundaries or are simply day users.

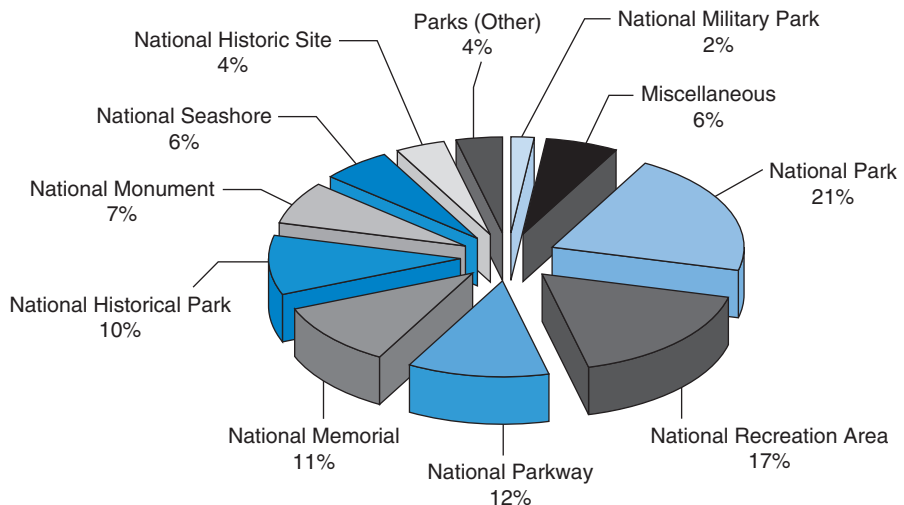


Figure 8.3 Percent of Recreation Visits by Type of Unit in 2006.

While the most popular parks continue to experience a crowded peak summer season, the spring and fall are excellent times to visit the well-known areas, and there are a great many units of the National Park System that are still underutilized. See the section entitled "Matching Supply with Demand" in Chapter 12.

Not wishing to limit visitation to the parks but needing to cope with the increasing number of cars attempting to enter the most popular parks in the peak season, the NPS has signed an important technical assistance agreement with the Federal Highway Administration. One of the first actions was to implement mass transit plans within three major national parks: Yosemite, Grand Canyon, and Zion National Parks.

Visitors to NPS areas have a large economic impact on the surrounding communities, with estimated direct sales in 2003 of \$7.6 billion. An additional \$3.6 billion was generated indirectly from tourism expenditures, for a total economic impact of \$11.2 billion. This spending by NPS visitors helped generate over 220,000 jobs.

The National Park Service publishes information on visits to national park areas in its annual report, *National Park Statistical Abstract*. They also publish biannually *The National Parks Index*, which contains brief descriptions, with acreages, of each area administered by the NPS.

In the United States, many individual states operate park systems, some of the most outstanding being in New York, California, Tennessee, Oregon, Indiana, Kentucky, Florida, and Michigan. The National Association of State Park Directors (NASPD) compiles statistics for state parks. There are 5842 state parks totaling over 13 million acres and 5875 trails encompassing 43,000 miles of trails. In 2001, state parks received 735 million visitors with 91.5 percent being daytime users. The parks employ 20,603 full-time personnel and 53,898 total personnel including part-time and seasonal staff.

Parks are also operated by other units of government, such as county or park districts like the Huron-Clinton Metropolitan Authority of the greater Detroit area in southeastern Michigan. This system has six parks within easy access of residents of the Detroit metropolitan area. Counties, townships, and cities also operate parks and often campgrounds as parts of parks.

National Forests

The annual number of visits to national forests totals 205 million. Part of the U.S. Department of Agriculture, the U.S. Forest Service maintains 192 million acres in the National Forest System, with 165 national forests and 22 grasslands in 42 states and Puerto Rico. Especially popular activities are hiking, camping, hunting, fishing, canoeing, and skiing.

The U.S. Forest Service reports that its developed recreation sites include 4677 campgrounds; over 140 swimming areas; 1496 picnic grounds; 1222 boating sites; and 135 alpine ski areas. Other tourism assets are 4418 miles of wild and scenic rivers, 136 scenic byways, 133,000 miles of trails, 277,000 heritage sites, and 403 wilderness areas.



“Horseback riding in the Adirondacks.” The relaxed smiles on this couple convey a feeling of enjoyment from the very special experience. While not everyone may enjoy this form of recreation, those who do get a view of the countryside available to few others. *Photo courtesy of The Adirondack Regional Tourism Council.*

Other Recreational Lands

The Bureau of Land Management (BLM) oversees more than 258 million acres of public land located primarily in twelve western states. The BLM has nearly 2400 day-use and 16,698 family camp units on 50,000 acres. It also has 3179 miles of designated backcountry byways, 62,768 miles of roads suitable for highway vehicles, 90.8 acres open to off-highway vehicles, 54.4 million more acres open to limited off highway vehicular use, and 19,000 miles of trails for motorized vehicles. The most popular recreational activities on BLM lands are camping and motorized travel.

The Corps of Engineers (COE) is the nation’s largest provider of outdoor recreation, operating more than 2500 recreation areas at 463 projects (mostly lakes) and leasing an additional 1800 sites to state or local park and recreation authorities or private interests. The COE hosts about 360 million visits a year at its lakes, beaches, and other areas. They estimate that 25 million Americans visit a COE project at least once a year. Supporting visitors to these recreation areas generates 600,000 jobs. Some of the recreation facilities provided on the 11 million acres include 93,000 campsites, 55,000 picnic areas, 3500 boat launching ramps, 990 swimming areas, and 1900 miles of hiking trails.

The U.S. Fish and Wildlife Service (FWS) manages over 97 million acres of fish and wildlife habitats and provides recreation opportunities. According to the FWS,

participants in hunting, fishing, bird-watching, and other wildlife-related recreation spent \$120 billion enjoying these activities in 2006.

Adventure Travel

Many outdoor recreation activities are sports related and have been classified in the adventure travel area. The National Sporting Goods Association (NSGA) conducts an annual study of sports participation by Americans seven years of age and older. They report that the top outdoor recreation adventure activities were overnight vacation camping (48.6 million participants), bicycle riding (35.6 million), fishing (40.6 million), hiking (31.0 million), hunting with firearms (17.8 million), backpacking/wilderness camping (13.3 million), alpine skiing (6.8 million), off-road mountain biking (8.5 million), waterskiing (6.3 million), hunting with a bow and arrow (5.9 million), snowboarding (5.2 million), and cross-country skiing (2.6 million).

The NSGA is the world's largest sporting goods trade association, representing more than 22,000 retail outlets and 3000 product manufacturers, suppliers, and sales agents. They are located at 1601 Feehanville Drive, Suite 300, Mount Prospect, IL 60056; telephone (847) 296-6742; fax (847) 391-9827; e-mail info@nsga.org; Web site: <http://www.nsga.org>.

Another source of outdoor recreation information is the American Recreation Coalition (ARC). They conduct research on a regular basis, organize national conferences, and disseminate information on recreational needs, satisfaction, and initiatives. ARC monitors legislative proposals that influence recreation and works with government agencies. ARC is located at 1225 New York Avenue, N.W., Suite 450, Washington, D.C. 20005; telephone (202) 682-9530; fax (202) 682-9529; Web site: <http://www.funoutdoors.com>.

Winter Sports

Snow and winter sports tourism is an important component of the world tourism industry and is a key element for a better quality of life in many countries. Of the modern winter sports activities, skiing/snowboarding is by far the most popular. In the United States, almost five hundred ski resorts were operating in the 2006–2007 season. Skier/snowboarder visits are one of the key performance indicators in the U.S. ski industry. On a nationwide basis, the number of visits has been relatively flat for the last decade, hovering around 55 million. The 2006–2007 season recorded 54.8 million visits, down 1.3 percent from the ten-year average and down 6.9 percent from the 2005–2006 record-setting season of 58.9 million visits. Abnormally warm temperatures and below-average snowfall impacted most areas of this country except the Rocky Mountain region. A skier/snowboarder visit represents one person visiting a ski area for all or any part of a day or night and includes full-day, half-day, night, and

complimentary, adult, child, season, and any other ticket types that gives one the use of an area's facility. Snowboarding has been the growth portion of the ski industry, representing over 30 percent of the total visits.

Another trend is the emphasis on the multidimensional aspects of the snow resort experience. Today, ski areas appeal to all on-snow participants whether they are downhill skiers, snowboarders, telemarkers, cross-country skiers, snowshoers, or tubers. Vail Resorts has created Adventure Ridge, which is an example of this trend. This facility, located at the top of Vail Mountain, in Colorado, offers snowshoeing, tubing, ice skating, laser tag, snowmobile tours, and four dining experiences until ten o'clock every night.

Over the years, the U.S. ski industry has grown and evolved just like other industries. Consolidations continue to take place, and ski resorts have developed into major destination resorts. Today, three companies have emerged at the forefront to consolidate ski areas under corporate banners. Large operations have become even larger. The big three are Vail Resorts, Inc., Booth Creek Ski Holdings, Inc., and Intrawest Corporation.

Ownership consolidation will lead to more innovative development and marketing. We will see more emphasis on real estate with core village developments that feature shopping, attractions, conference facilities, and other amenities that create a year-round destination resort. On the marketing scene, we will see interchangeable lift tickets, frequent-skier programs, ski discount cards good at multiple resorts, and increased promotion. Increased size presents the opportunity to use media more effectively, especially television.

The National Ski Areas Association (NSAA) is the trade association for ski area owners and operators. It represents 326 alpine resorts that account for more than 90 percent of the skier/snowboarder visits nationwide. Additionally, it has four hundred supplier members who provide equipment, goods, and services to the mountain resort industry. For more information, visit <http://www.nsaa.org>.

Historic Sites

Historic sites have always been popular attractions for both domestic and international travelers. In 2003, TIA released a report on historic/cultural travelers. Over 81 percent of adults (118 million) who traveled in 2002 were considered historic/cultural travelers. While travelers tend to engage in multiple activities when they travel, 30 percent of the historic/cultural travelers said these activities were the primary motive for the trip.


The National Park Service maintains an estimated 66,757 historic sites, as noted in the National Register of Historic Places. Approximately 15 percent of these properties are historic districts, and about 1,015,434 historic properties are located within the sites.

The National Trust for Historic Preservation provides leadership, education, and advocacy to save America's diverse historic places and revitalize communities. They own and manage twenty-eight historic sites that are open to the public and attract

over 800,000 visitors a year. Travel programs include National Trust Study Tours, which plans, operates, and markets more than eighty domestic and international tours a year to members, and the Historic Hotels of America program. The National Trust is a non-profit organization chartered by Congress in 1949 and has over 270,000 members. Located in Washington, D.C., they can be reached by telephone (202-588-6000) and via their Web site (<http://www.nthp.org>).

Zoos, "Jungles," and Aquariums

The menageries and aviaries of China, Egypt, and Rome were famous in ancient times. Today, **zoological parks** and **aquariums** continue to be popular attractions. A recent development in the United States has been the creation of indoor rain forests. Notable are the Lied Jungle in the Henry Doorly Zoo in Omaha, Nebraska, the RainForest within the Cleveland, Ohio, Metroparks Zoo. The Lied Jungle is the world's largest indoor rain forest, with its \$15 million cost financed by the Lied Foundation. It re-creates rain forests as found in Asia, Africa, and South America. The "jungle" occupies 1.5 acres under one roof. It contains two thousand species of tropical plants and 517 animal species, and it attracts over 1.3 million visitors annually. This has become the biggest tourist attraction in Nebraska. Rain forests are popular in other parts of the world as evidenced by the rain forest in the Melbourne Museum in Australia.



A much-visited spot is the Mount Rushmore National Memorial in the Black Hills of South Dakota. The famous faces of four U.S. presidents measure 60 feet from forehead to chin and look over a setting of pine, spruce, birch, and aspen. *Photo by South Dakota Tourism.*

ENTERTAINMENT

Another powerful tourism magnet is **entertainment**. Live entertainment is often the main attraction for a vacation trip. The Deadheads who followed the Grateful Dead concert tour are a prime example. Another is people traveling to Nashville, Tennessee, to hear country-and-western music at the Grand Ole Opry. Branson, Missouri, has put itself on the map as a music entertainment center and is now challenging Nashville. One of the centerpieces of the famous “I Love New York” advertising campaign was going to a Broadway play or musical. A theater tour to London is a powerful vacation lure. Large numbers of performing arts tours are offered.

Entertainment has risen to a new level in the vacation decision-making process. There is a growing influence of entertainment on vacation travel choices. Today the traveling public wants to have fun, to be entertained, to enjoy fantasy, and to escape from the realities of everyday life. Think about these facts: The top two North American vacation destinations—Walt Disney World and Las Vegas—are built around the appeal of entertainment. The growing cruise market features entertainment. Disney features “edutainment” (combining education and entertainment). The growing influence of entertainment and the marriage of gaming, live entertainment, themed resorts, and theme parks are creating new careers in entertainment management.


The development of super-entertainment complexes is a trend in the tourism industry. It is happening not only in Las Vegas and Atlantic City but also in other markets. Las Vegas mega-resorts appeal to the family vacation market as well as to gamblers. It is interesting to note that Las Vegas has most of the largest hotels in the world, and the majority are not only hotels but attractions and entertainment centers as well. The Luxor, New York New York, Excalibur, Paris Las Vegas, Bellagio, Mandalay Bay, Venetian, and Treasure Island are all examples of themed resort hotels.

FESTIVALS AND EVENTS

Among the fastest-growing segments of tourism in the world are festivals and events. Countries and cities compete vigorously for mega-events such as the Olympics, World Cup, and World’s Fairs. **Festivals** and **events** are pervasive around the globe. Societies are always holding some kind of an event, whether it is a fair, festival, market, parade, celebration, anniversary, sports event, or a charitable endeavor.

Festivals and events are an important part of the tourism industry. They can serve as a powerful tool to attract tourists during the off-season and to create an image and awareness for an area.

Sponsorships have become an essential ingredient in festivals and events. Most events, whether local, national, or international, would have a difficult time existing without them. Sponsors provide funds or “in-kind” contributions to promoters of



Looking for entertainment? You will find it at Teatro ZinZanni set along San Francisco's historic waterfront. Teatro ZinZanni delivers an evening of European cabaret and cirque, divas and madmen, spectacle and sensuality with live music and a gourmet five-course dinner. *Photo by Dominic Arizona Bonuccelli. Property of Teatro ZinZanni.*

events. Sponsorships have become big business today and involve the right to use logos and identify with the event.

Volunteers are one of the key factors in the success of events. The International Festivals and Events Association (IFEA) reports that the average weekend attendance at an event is approximately 222,000. It takes hard work and support from community volunteers to ensure that a festival or event runs smoothly. With the average weekend event requiring up to two thousand volunteers, most events would not be able to take place without them.

There is a movement toward professional management of events and year-round operation of event offices. Event management is emerging as a field, becoming more professional, and providing a new source of job opportunities. As the number of events has grown and expanded in size and complexity, the number of staff and volunteers has mushroomed. This has given rise to professional associations, books, formal education, and training programs. Classes are offered in event management in a number of tourism programs around the globe. George Washington University in Washington, D.C.,

offers a certificate program and a sequence in their master's degree program in event management.

Donald Getz, of the University of Calgary, wrote a book entitled *Festivals, Special Events, and Tourism*. He states that festivals and events appeal to a very broad audience. However, elements of these or specific themes can be effectively targeted to desired tourist market segments. Festivals and events also have the ability to spread tourism geographically and seasonally. Special events allow a region or community to celebrate its uniqueness, promote itself, develop local pride, and enhance its economic well-being.

Events produce sizeable economic and tourism benefits. For example, SunFest, an annual festival in Florida, has a year-round staff of nine and a budget of \$3 million. SunFest generates an economic impact of approximately \$21.5 million in the local community. The National Western Stock Show held in Denver each January for twelve days has a permanent staff of about fifty year-round employees who plan, organize, and market the event. During the stock show, this grows to 950 employees. They serve some two thousand animals and 600,000 people attending the event. Considering both direct and indirect effects, it is estimated that the event provides a hefty \$123 million boost to the Denver economy.

Even small communities can stage such events. Many local festivals originally designed to entertain local residents have grown to attract visitors from many miles away. Smaller communities that do not have convention bureaus and meeting space can turn to event tourism to seek tourism dollars by producing arts and craft shows, historical reenactments, music festivals, film festivals, food festivals, and the like. Consequently, events have shown tremendous growth as small and medium-size towns seek tourism dollars through short-term events. IFEA estimates that every year there are between fifty thousand and sixty thousand half-day to one-day events and five thousand or more festivals of two days or longer.

IFEA has provided cutting-edge professional development and fundraising ideas for the special events industry for forty-five years. Through publications, seminars, annual conventions, trade shows, and ongoing networking, IFEA is advancing festivals and events throughout the world. More than 2700 professionals are currently members. IFEA is located in Boise, Idaho; telephone (208) 433-0950; fax (208) 433-9812; Web site <http://ifea.com>.

SHOPPING

Shopping is an important part of any tourist's activities. Shopping leads as the number one or two activity while traveling for both domestic and international travelers. The Travel Industry Association of America reports that shopping continues to be one of the most popular of common activities for U.S. travelers. Dining and shopping appear to be activities travelers put at the top of their list of things to do. The Office of Travel and Tourism Industries in the U.S. Department of Commerce reports that shopping

was the top leisure activity participated in by overseas travelers in 2002; 86.6 percent shopped in the United States as part of their vacation activities.

An example of shopping's importance is the Bayside Marketplace. Launched by the Rouse Company in April 1987, the Bayside Marketplace has become Miami-Dade County's number-one visitor attraction. It has attracted more than 120 million visitors from South Florida and around the world. The Greater Miami Convention and Visitors Bureau has repeatedly identified Bayside as Miami-Dade County's number-one visitor attraction, and *Florida Trend* magazine recently published a report naming Bayside as the fifth-most-visited attraction in the state of Florida.

Bayside has nearly 140 shops offering a variety of merchandise in both the North and South Pavilions and Pier 5 Marketplace. In addition, Hard Rock Café and nine additional full-service restaurants offer everything from Italian to Caribbean, Spanish, Nicaraguan, Cuban, and American cuisine. For visitors on the run, the International Food Court offers twenty fast-food eateries. Bayside is also the only entertainment venue in the city offering free concerts every day of the year.



Shopping leads as the number-one activity while traveling. Vacation shopping is one of the features of Old Town in Kissimmee, Florida. *Photo courtesy of Old Town.*

The **Mall of America** in Bloomington, Minnesota, is the largest mall in the United States. It has proven to be a real tourist attraction. Excursion motorcoach tours in Minnesota and nearby states now feature packages with Mall of America as their destination. This mall is particularly attractive to children because it features Lego's gigantic space station, dinosaurs, a medieval castle, and other intricate creations. They can also enjoy Knott's Camp Snoopy and plenty of rides. There are fourteen theaters in the Upper East Side entertainment district, plus a comedy club, sports bars, and a variety of nightclubs. While shopping at the **West Edmonton Mall** in Alberta, Canada, one can view sharks from a submarine, live a Roman fantasy, or soak in a bubble-filled spa near a volcano. This mall is the largest in the world. It even contains a full-scale replica of Columbus's ship *Santa Maria*, roulette wheels, the Ice Palace, and, of course, hundreds of stores, plus some theme parks. It is Alberta's number-one attraction, drawing in 21 million visitors a year. The world-famous Banff National Park, Alberta, Canada draws about 4 million visitors a year.

Factory **outlet shopping malls** have become major attractions for U.S. and international travelers. Manufacturers' outlets are the fastest-growing segment of retail trade. There are approximately 325 outlet centers scattered over the United States, occupying over 50 million square feet of space. Over 13,000 stores are open in factory outlets. An example of an outlet shopping mall is Sawgrass Mills, the 2.5-million-square-foot complex in Sunrise, Florida. It is the largest outlet mall in the United States combining retail and entertainment and is second only to Walt Disney World as the most popular tourist attraction in the state, according to the Mills Corporation (now Simon Property Group), which developed it. Over 25 million people annually tramp through the mile-long stretch of stores, from Bed Bath & Beyond to the Ann Taylor Loft; about 7 million shoppers come from abroad.

To make shopping as convenient as possible, many resorts and hotels provide shops featuring gift items, particularly local handicrafts and artwork. In the shopping areas of each community that caters successfully to tourists, there are high-quality gift and souvenir shops featuring items of particular interest to visitors. Chain hotel and motel companies have also organized gift shops as part of their operations. Airports have virtually become shopping centers.

EDUCATION

Suppliers of the tourism product look to educational organizations as sources of talent for their industries. These include secondary schools, vocational schools, junior or community colleges, four-year colleges and universities, and trade association schools and institutes. Most high schools, which are known by various terms in different countries, offer curricula and subjects of value to travel firms. Examples are native and foreign languages, geography, history, writing, use of computers, secretarial skills, bookkeeping, and food preparation. Many vocational schools produce entry-level employees for travel agencies, tour companies, airlines, accommodations, food service, and others,

and junior and community colleges offer education and training in various skills applicable to the travel industry.

Trade associations and professional societies are also active in education. Examples of these are the educational programs and home-study courses of the American Society of Travel Agents, the Travel Institute, the Educational Institute of the American Hotel and Lodging Association, the National Restaurant Association Educational Foundation, and, in Great Britain, the Institute of Travel and Tourism. Most public carriers, especially the airlines, provide rigorous training and educational programs for their employees as well as for those working for travel agencies and tour companies. The International Labour Organization (a United Nations affiliate in Geneva, Switzerland) has conducted numerous types of training programs in tourism-related vocations. Similarly, the UN World Tourism Organization conducts courses for those in official tourism departments.

Four-year colleges and universities provide instruction in similar skills and management education. In keeping with the diversity of the industry, courses are offered in schools of business, schools of hotel and restaurant administration, colleges of natural resources, commercial recreation departments, sociology departments, geography departments, and anthropology departments. A number of schools offer graduate programs in travel and tourism. In addition to courses and educational programs, universities and colleges conduct a great deal of research, which is available to the industry.

The International Council on Hotel, Restaurant and Institutional Education (I-CHRIE) publishes a directory listing schools that offer two-year, four-year, and graduate study programs in North America and abroad. The publication, *Guide to College Programs in Hospitality, Tourism and Culinary Arts*, 9th edition, provides vital statistics on each program: student enrollment, program features, accreditation, admission and graduation requirements, and financial aid sources. It is available from I-CHRIE in both CD-ROM format and hard bound (printed) copies. Visit <http://chrie.org>.

Finally, land-grant schools provide services through the Cooperative Extension Service, which operates in all fifty states. Educational services are available to managers of hotels, motels, restaurants, resorts, clubs, marinas, small service businesses, and similar enterprises from some state organizations. Short courses and conferences are sometimes held for managers of these businesses to make them more efficient and productive. These educational services are provided by the land-grant colleges and universities and by the Cooperative Extension Service, which is supported in part by the U.S. Department of Agriculture.

Educational Organizations

The Travel and Tourism Research Association (TTRA) has over 150 educational members. In addition, educators' sessions are held at the annual conference. The National Recreation and Park Association has a section called the Society of Park and Recreation

Educators (SPRE). This group works on appropriate curriculum and features programs on education and research. Hotel and restaurant educators formed the International Council on Hotel, Restaurant, and Institutional Education, which fosters improved teaching methods and aids in curriculum development for all educational levels, from high schools through four-year colleges and universities. The International Society of Travel and Tourism Educators (ISTTE) holds an annual conference and publishes a newsletter. The society strives to improve tourism teaching. Finally, there is the International Academy for the Study of Tourism, which seeks to improve tourism education and research.

PUBLISHING

Producers of printed news, feature articles, advertising, publicity, and electronic news constitute a very important type of business within tourism. Because the field is so fast-changing, such news and feature articles must be read in order to keep up to date and have current information needed for intelligent counseling and management.

Another vital group of publishers includes those that produce reference manuals, tariffs, guides, atlases, timetables, and operational handbooks both online and in hard copies. Without these, no travel organization could function. Counselors and others who contact travelers must be informed as to the nomenclature of their particular part of the business. They must also know rules and regulations, methods of operation, schedules, transit times, accommodations, equipment and service, tariffs, rates, commissions, and other information, such as details of any travel destination. The list of these is long and varies for each country. No single publication could possibly cover the needed information for any particular branch of the industry. References can be grouped as follows:

1. Independently published references for the travel industry, such as the *Official Airline Guide*, *Hotel and Travel Index*, *AH&LA Red Book*, and the *Official Steamship Guide International*
2. Publications of the national tourism organizations and destination management organizations
3. Hotel chain or hotel representatives' references
4. Guides published mainly for the public but used in the travel industry, such as Michelin, Fodor's, Rand McNally, and Frommer's
5. Specialized guides, such as *Castle Hotels of Europe*
6. Travel magazines, such as *National Geographic Traveler*, *Condé Nast Traveler*, *Travel and Leisure*, and *Budget Travel*
7. Travel trade press, such as *Travel Weekly*, *Travel Agent*, *Travel Trade*, *Hotels, Lodging, Meetings and Conventions*, and *Restaurant News*

MARKETING AND PUBLICITY ORGANIZATIONS

Travel marketing consultants provide valuable assistance to any organization needing specialized sales services. A travel marketing consultant organization will provide assistance in planning a publicity and sales campaign, selecting markets, selecting media, providing market research, discovering new markets, and overall conducting of a sales and marketing program.

Most state-level tourism promotion programs are conducted through established advertising agencies. To conduct this program successfully, these agencies must do market analysis of the travel industry, and many of these agencies have developed an expertise in this field. The names of the advertising agencies serving the various state tourism organizations can be obtained by writing to the state organization. A list of the state tourism organizations can be obtained from the Travel Industry Association of America, 1100 New York Avenue, N.W., Washington, D.C. 20005.

MISCELLANEOUS SERVICES

Many other organizations provide essential services to tourism. Examples are hospitals and medical services; police services; sanitary trash pickup and disposal services; laundry services; construction services; retail stores such as department stores, drugstores, and clothing stores; newspapers (including tourist newspapers and special travel editions); travel writers; and magazines.

SUMMARY

The businesses and organizations that provide attractions, recreation, entertainment, shopping, and others comprise major parts of tourism. For example, trips just for entertainment constitute about one-fourth of all travel in the United States. Tourists engage in many activities—a wealth of opportunities.

Theme parks, such as Disneyland and Universal Studios, also attract millions each year. Most of these are showing a steady rise in patronage. Gaming or gambling is also a growing industry. It has now been legalized in states other than Nevada and New Jersey, and attendance continues to rise. Parks come in all sizes and types. They serve both local and visitor recreational needs. National parks are of particular interest to both domestic and international visitors. National forests are very popular. Zoos, “jungles,” and aquariums, usually located in parks, attract locals as well as millions of tourists. A new development is the re-creation of tropical rain forests within zoological parks. An outstanding example is the Lied Jungle in Omaha, Nebraska.

Shopping continues to be a major attraction. Spectacular malls, such as the Mall of America in Minnesota and the West Edmonton Mall in Alberta, Canada, have become

tourist destinations. They contain an amazing variety of recreational facilities as well as hundreds of shops. Festivals and events are attractions of great and growing importance. Mega-events such as the Olympics are sought-after awards to a city. Local festivals typically attract a wider audience once they become better publicized.

KEY CONCEPTS

activities	International Association of	recreation
aquariums	Amusement Parks and	Recreation Vehicle Industry
attractions	Attractions	Association
entertainment	"jungles" (rain forests)	shopping
events	national forests	theme parks
festivals	National Park Service	West Edmonton Mall
gaming or gambling	outlet malls	zoological parks
	parks	

INTERNET EXERCISES

The Internet sites mentioned in this chapter plus some selected additional sites are listed for your convenience on the companion Web site for this book, www.wiley.com/college/goeldner.

ACTIVITY 1

Site Name: Walt Disney World

URL: <http://disneyworld.disney.go.com>

Background Information: Everything you need to plan your Walt Disney World Resort vacation is at this site. You can use this site to make all your Disney arrangements.

Site Name: Guide to Theme Parks

URL: <http://themeparks.miningco.com>

Background Information: Provides links to theme parks and amusement parks worldwide.

Site Name: Recreation.gov

URL: <http://www.recreation.gov>

Background Information: Recreation.gov is a one-stop resource for information about recreation on federal lands. The site offers information from all of the federal land management agencies and

allows tourists to search for recreation sites by state, by agency, or by recreational activity.

Site Name: National Park Service

URL: <http://www.nps.gov>

Background Information: On August 25, 1916, President Woodrow Wilson signed the act creating the National Park Service, a new federal bureau in the Department of the Interior. The fundamental purpose of the National Park Service is to conserve the scenery, natural and historic objects, and wildlife in the parks, as well as to provide for the enjoyment of the national parks in such manner as to remain unimpaired for the enjoyment of future generations.

Exercises

1. What role do the above sites play in the tourism industry? How do these sites encourage people to travel?
2. Choose a commercial destination and a government-sponsored destination from the above sites and describe how they differ. To whom would these sites appeal?

ACTIVITY 2

Site Name: International Association of Amusement Parks and Attractions

URL: <http://www.iaapa.org>

Background Information: Founded in 1918, IAAPA is the largest international trade association

for permanently situated amusement facilities worldwide.

Exercises

1. What types of career opportunities exist in the amusement industry?
2. What is the show ambassador program?


QUESTIONS FOR REVIEW AND DISCUSSION


1. Give some of the main reasons that attractions and entertainment places are enjoying growing popularity.
2. How important are these factors as pleasure travel motivators?
3. If you were planning a destination-type resort, how much attention would you give to its recreation and entertainment features?
4. Why have theme parks changed the amusement park business so drastically?
5. Identify the principal appeals of theme parks. Explain their growth trends.
6. What are the directions being taken in the U.S. gambling industry?
7. Is the ownership of recreational vehicles a passing fad?
8. Where are the most famous national parks located? Select various countries.
9. Should the spectacular new shopping malls include a director of tourism?
10. Suppose that your firm was considering building a new theater or attraction in Branson, Missouri. Where would you seek information and data? What kind of data would be needed?
11. List the advantages to local people who sponsor a festival that subsequently becomes attractive to a wider market.
12. Evaluate the national forests as recreational resources.


CASE PROBLEM


Many of the states in the United States are experiencing budget problems. A number of legislatures are considering legalizing gaming (gambling). Some states have already done so. As a state representative,

you have decided to introduce legislation legalizing gaming, to bolster your state's budget. What would be your arguments supporting this bill? What opposition would you expect?

PART 3


Understanding Travel Behavior

Chapter 9 Motivation for Pleasure Travel

Chapter 10 Cultural and International Tourism for Life's Enrichment

Chapter 11 Sociology of Tourism

Travelers passing through an airport concourse. *Photo courtesy of PhotoDisk.*



CHAPTER 9

Motivation for Pleasure Travel¹

LEARNING OBJECTIVES

- Adopt a professional approach to motivation and recognize differences in other people's motives.
- Appreciate the range of ideas on travel motivation, including historical accounts and psychological theories.
- Be aware of contemporary research practices in tourism that integrate motive and destination feature assessments.
- Be familiar with conceptual approaches to tourist motivation and recognize that there is continual development and enhancement of ideas in this field.

Internationally recognized tourism icons are a powerful draw to any destination fortunate enough to have inherited or created one. The Eiffel Tower in Paris, France, is one of the world's most instantly recognizable icons. Constructed for the 1889 World's Fair, the Eiffel Tower is a must-see structure for all visitors to France. A photo taken beside the tower is a lifelong treasure for many tourists. The challenge for all destinations is to find "the stroke of genius" that will uniquely associate the icon with the destination—and that will, for any number of reasons, become internationally popular.

Photo courtesy of ImageState.



¹This chapter was prepared by Philip L. Pearce, Tourism Program, James Cook University, Queensland, Australia.

INTRODUCTION

To be successful, tourism practitioners must understand consumer motivation. **History** offers a glimpse of behaviors to study. Even the supposedly spiritually motivated medieval pilgrims were sometimes wont to succumb to temptations during the long journey! So, though crusaders' motivations might have been spiritual, they often succumbed to the need to increase immediate gratification. Thus, from ancient times until now, astute operators understand the importance of understanding the psychology of tourism. Such travel **motivation** studies include consumer motivation, decision making, product satisfaction, overall acceptability of holiday experiences, pleasure in the vacation environment, and interaction with the local inhabitants. In short, tourists travel for reasons including spirituality, social status, escape, and cultural enrichment. **Maslow's** hierarchy of needs provides insight into ways in which a trip may satisfy disparate needs. If these concepts are studied within a context, they can provide information into how visitors select activities and experiences to suit their personal psychological and motivational profiles.

A FOCUS ON CUSTOMERS

Students and analysts of tourist behavior face a particular problem when attempting to assess tourist motivation. Many individuals with an enthusiasm for traveling and holidays are able to articulate their own motivation. The problem lies in then assuming that other people are also motivated by these same forces. This chapter introduces a range of ideas, concepts, and studies on pleasure travel motivation. Readers are encouraged to develop a professional view of motivation, constantly being mindful that other travelers may not be driven by the same social, cultural, and biological needs as themselves.

A professional understanding of the consumer is at the core of the successful business practice in the tourist industry. If the various facets of the tourism, travel, and hospitality world can meet the needs of the consumer, then some chance of business success is possible, provided other financial and managerial inputs are appropriate. Thus, if a theme park can meet the needs of its customers, if a wilderness lodge can provide the kind of accommodation its users expect, and if an adventure tour operator can organize an exciting white-water rafting trip, then there is a basis for a successful tourism business. When consumer expectations are met or exceeded by the tourism operations, one can expect repeat business and positive word-of-mouth advertising as well as the ability to maintain or even increase the current level of charging for the existing tourism service. Clearly, consumers matter to tourism businesses.

The general issue of understanding consumer needs falls within the area of the **psychology** of tourists' behavior. This study area is concerned with what motivates tourists, how they make decisions, what tourists think of the products they buy, how much they enjoy and learn during their holiday experiences, how they interact with the local people and environment, and how satisfied they are with their holidays.

Asking the Question

The study of travel motivation is the fundamental starting point in studying the psychology of tourist behavior. The question is often expressed simply as: Why do tourists travel? One of the lessons of social science research is to learn to ask good questions—that is, questions that are stimulating and challenging to our understanding of the world but that can be answered with enough specificity and information to enhance our knowledge. “Why do tourists travel?” is not a good question. Instead, we need to ask why certain groups of people choose certain holiday experiences, because this more specific question focuses attention on the similarities among groups of people and the kinds of experiences they seek. It should be noted that we are emphasizing people’s desire for certain experiences and we are not assuming that destinations such as Las Vegas or central Africa offer only one kind of opportunity to fulfill travelers’ motives. It can be argued that destinations offer many kinds of holiday experiences, and to assume that areas as diverse as resort cities or countries are going to attract just one group of visitors with a certain narrow range of motivations would be simplistic. The title of this chapter is “Motivation for Pleasure Travel,” an obvious indication of the focus of attention, but it is worth noting that rich research and practical opportunities exist to develop our understanding of the motivation of business, sports, and other travel groups (Moscardo et al., 2000).

Background

Three main sources of ideas assist in answering questions concerning travel motivation. Historical and literary accounts of travel and travelers provide one such source. Additionally, the discipline of psychology and its long history of trying to understand and explain human behavior is a rich vein of writing for travel motivation. And finally, the current practices of tourism industry researchers, particularly those involved in surveying visitors, offer some additional insights concerning how we might approach travel motivation.

History and Literature

Historians provide a range of accounts concerning why travelers have set about their journeys over the centuries. Casson (1974) and Wolfe (1967) point out that the wealthier members of Athenian and Roman society owned summer resorts and used to holiday there to avoid the heat of the cities and indulge in a social life characterized by much eating and drinking. The stability of the Roman world permitted its citizens to interest themselves in some long-distant travel; Anthony (1973) reports that visiting the Egyptian monuments and collecting souvenirs from these sites were well-accepted and socially prestigious practices. If motives such as escape, social interaction, and social comparison were popular in Roman times, then the emergence of the pilgrimage in the Middle Ages can be seen as adding a serious travel motive to our historical perspective. The original pilgrimages were essentially journeys to sacred places undertaken

Don't you wish! This vacationer appears to be appreciating euphoria—the kind of optimal experience we all hope to have when on holidays.

Clearly some in-depth motivational research is in order here—to discover this destination's secret of success in filling visitors' needs.

Photo courtesy of Wisconsin Department of Tourism.



because of religious motives. Travelers sought the assistance or bounty of their god and journeyed long distances to revere the deity. Rowling (1971) has noted that later in the Middle Ages, revelry and feasting became important accompaniments to the journey and “licentious living” among the pilgrims was not unknown. The legacy of the pilgrimage for understanding modern traveler motivation is not insignificant. The pilgrimage elevated the importance of travel as an activity in one’s life and created the idea that certain key sites or attractions were of long-lasting spiritual benefit to the sojourner. Good times and spiritual times were, however, often linked.

The seriousness of travel was further enhanced by the Grand Tour, an activity intended principally as a training ground for the young and wealthy members of the English courts in Tudor times. By the end of the eighteenth century, the Grand Tour had gained favor as an ideal finishing school for a youth’s education, a theme consistent with the analysis of much contemporary youth travel (Hibbert, 1969).

The effects of industrialization, urbanization, and improved transportation possibilities brought travel to the middle classes in the mid-nineteenth century, and strong elements of social status and class consciousness characterize the fashions of the railway and spa resorts of nineteenth-century Europe (Swinglehurst, 1974). One of the first tourism scholars, Pimlott, writing in 1947, noted, “In the present century holidays have become a cult. . . . For many they are the principal objects for life—saved and planned for during the rest of the year and enjoyed in retrospect when they are over.”

Tourism is now, of course, a worldwide phenomenon with enormous differentiation in its available environments, host cultures, and types of visitors. Nevertheless, some of the chief motivations noted in this brief historical review—such as travel for escape, cultural curiosity, spirituality, education, and social status—must be accounted for in any summary of contemporary travel.

Much of the contemporary travel scene is eloquently described by literary figures and professional travel writers. Their accounts of travel motivation, both of themselves and of others, are subjective rather than professional but can also be considered as a background for our understanding. The noted American writer John Steinbeck conceived of travel as an “itch,” a disease or pseudomedical condition, “the travel bug,” which periodically drove him to “be some place else.” Additionally, the theme of traveling to discover oneself has a long literary tradition and is present in the early works of Ovid, Chaucer, Spenser, and Tennyson as well as in twentieth-century fiction, including works by Kerouac, Forster, Lawrence, Hemingway, and Conrad. The professional travel writers of the last two decades, such as Paul Theroux, Jan Morris, and Eric Newby, have also emphasized discovery and curiosity in their analysis of the motives of travelers.

The rich tapestry of ideas about travel motivation from historical accounts and literary sources can be supplemented by theories of motivation from the discipline of psychology.

The Contribution of Psychological Theory

Psychology, as a separate area of inquiry, is often considered as originating in 1879 with the creation of the first laboratory for the scientific study of behavior by Wilhelm Wundt in Germany. In their own journey studying human behavior, psychology writers and researchers have frequently addressed the topic of human motivation. The scope of this research is impressive, as it embraces both detailed studies of human physiology and the nervous system as well as broad approaches with a more sociological and anthropological orientation.

Many well-known theories in psychology have a strong motivation component. In many instances the discussion or study of motivation is a part of a broader theory directed at understanding human personality or, more simply, what makes individuals different. A summary of some major theories in psychology that have been concerned in part with the topic of motivation is presented in Table 9.1. It must be noted that these psychology researchers and thinkers were not considering travel motivation directly when formulating these approaches. Nevertheless, the third column of the table lists a number of human needs and motives that might be usefully applied to the question of why certain groups of travelers seek particular kinds of holiday experiences.

A direct application of these psychological theories for tourist motivation adds some new motives to the list obtained from the historical and literary review. In particular, motives such as personal control, love, sex, competence, tension reduction, arousal, achievement, acceptance, self-development, respect, curiosity, security, understanding, and self-actualization can be identified.



The beauty of an unspoiled natural landscape is a strong travel motivator. These boys are on a rock overlooking Victoria Falls in Zimbabwe, one of southern Africa's most famous natural attractions.

Current Market Research Practices

An understanding of travel motivation can also be approached by examining the kinds of motivation questions asked in surveys of travelers. Basic passport questions that are standardized around the world include only broad categories of motivation and are limited to such distinctions as "Are you traveling for business reasons, for holiday, to visit friends and relatives, for a convention, or for other reasons?"

More specific market research questions are typified in the studies of "travel benefits" or the rewards of travel. It can be argued that these travel benefits or rewards can be seen as the outcomes or satisfactions linked to tourists' motives for traveling.

In a typical study of travel benefits, Loker and Perdue (1992) studied visitors to North Carolina and factor-analyzed twelve benefit statements as a part of a survey of summer travelers to that state. Using the two statistical sorting procedures of factor analysis and cluster analysis, the researchers argued that there were six segments of the market receiving different kinds of benefits from their holidays: (1) those who emphasized excitement and escape, (2) pure adrenaline/excitement seekers, (3) a family- and friends-oriented group, (4) naturalists (those who enjoyed natural surroundings), (5) a group who emphasized the value of escape by itself, and (6) a group who enjoyed all benefits. This kind of research, which has been repeated by several other scholars with slightly different benefit groups emerging for different settings, represents a summary of travel satisfaction for a particular destination. It is thus not a pure or clean analysis of travel motivation but helps us to understand the importance of travel motivation in tourism studies by emphasizing that for travel motivation analysis to be useful and

TABLE 9.1 Human Motives and Needs in Psychology Theory and Research^a

Theorist/Researcher	Theoretical Approach	Motives or Needs Emphasized
Sigmund Freud	Psychoanalytic theory	Need for sex, need for aggression. Emphasis on unconscious needs.
Carl Jung	Psychoanalytic approach	Need for arousal, need to create and self-actualize.
Alfred Adler	Modified psychoanalytic	Need for competence, need for mastery to overcome incompetence.
Harry Stack Sullivan	Modified psychoanalytic	Need for acceptance and love.
Karen Horney	Modified psychoanalytic	Need to control anxiety, need for love and security.
Clark Hull	Learning theory	Need to reduce tension.
Gordon Allport	Trait theory	Need to repeat intrinsically satisfying behaviors.
Albert Bandura, David McClelland, John Atkinson	Social learning theory, social approaches	Need for self-efficacy or personal mastery. Need for achievement.
Carl Rogers	Humanistic	Need for self-development.
Abraham Maslow	Humanistic	Hierarchy of needs from physiological needs, to safety needs, to love and relationship needs, to self-esteem, to self-actualization.
D. E. Berlyne	Cognitive approaches	Need to satisfy curiosity, seek mental stimulation.
Rom Harré	Ethogenic (social and philosophical)	Need to earn respect and avoid contempt of others.
Stanley Cohen and Laurie Taylor	Sociological theory	Need to escape, need for excitement and meaning.
George Kelly	Personal construct theory	Need to predict and explain the world.
Mihaly Csikszentmihalyi	Humanistic approach	Need for peak experiences.

^a For clarity, the terms *motives* and *needs* are used together in this summary table. Some writers prefer to see needs as more physiologically based and motives as more socially oriented.

meaningful it must be put in a context. Thus, while the list of motives from psychology theories and the history/literature of travel provide a rich source of potential motives, an understanding of travel motivation makes sense only in a particular context—that is, when people are describing why they might seek certain holiday experiences.

Frequently market survey companies or firms provide potential travelers with lists of items that the researchers believe are relevant to the question of why people travel to particular destinations. In reviewing this kind of work, Echtner and Ritchie (1991) provide a summary list of thirty-four attributes used in fourteen key studies of destination image. Of these thirty-four attributes, twenty-four were used in at least three studies. These lists are often a mixture of attributes of the destination and select motives of the traveler. An example of such a list is provided in Table 9.2. The items in the table were derived from the Pleasure Travel Market Survey, a major survey conducted by United States and Canadian tourism authorities throughout the 1980s and 1990s. The survey contains a list of travel philosophies (parallel to travel motives) and trip-driven attributes (destination features). The travel motivation items are represented in bold.

TABLE 9.2 Trip-Driven Attributes for Australian Outbound Travelers

(Bold items represent statements corresponding to motives. Items not in bold are destination characteristics.)

Item	Mean Importance Rating ^a
Going to places I haven't visited before	3.26
Outstanding scenery	3.16
Meeting new and different people	3.11
Opportunities to increase one's knowledge	3.10
Interesting rural countryside	3.10
Destinations that provide value for my holiday money	3.01
Personal safety	3.01
Arts and cultural attractions	2.98
Public transportation such as airlines	2.97
Experiencing new and different lifestyles	2.97
Having fun, being entertained	2.92
Standards of hygiene and cleanliness	2.89
Visiting friends and relatives	2.86
Historical, archaeological, or military sites, buildings, and places	2.85
Just relaxing	2.85
Escaping from the ordinary	2.85
Being together as a family	2.84
Inexpensive travel to the country	2.79
The best deal I could get	2.78
Availability of pretrip/in-country tourist information	2.78
Being able to communicate in English	2.72
Inexpensive travel within the country	2.71
Nice weather	2.69
Trying new food	2.67
Shopping	2.66
Ease of obtaining visa	2.61
Visits to appreciate natural ecological sites (forests, wetlands, etc.)	2.59
Talking about the trip after I returned home	2.55
Meeting people with similar interests	2.55
Getting a change from a busy job	2.47
Unique or different native cultural groups such as Eskimo and Indian	2.45
Ease of exchanging the currency	2.40
Getting away from the demands of home	2.36
Finding thrills and excitement	2.33
Exotic atmosphere	2.30
Unique or different immigrant culture	2.27

Item	Mean Importance Rating
Ease of driving on my own	2.25
Advertised low-cost excursions	2.24
Environmental quality of the air, water, and soil	2.24
Indulging in luxury	2.20
Visiting places where my family came from	2.19
Activities for the whole family	2.16
Going places my friends have not been	1.97
Being able to communicate in the foreign language	1.96
Outdoor activity	1.92
Experiencing a simpler lifestyle	1.91
Doing nothing at all	1.83
Exercise and fitness opportunities	1.55
Roughing it	1.50

^a 4 = very important; 1 = not at all important.

While such lists of motives and destination features mixed together are common in studies trying to explain the appeal of places, they have some limitations. In particular, the lists may not be comprehensive; they may reflect the biases of the researchers; they may not explore the relative importance of the various features or reasons for visiting and incorrectly assume that all reasons are equally important (although the data in Table 9.2 do indicate importance). Additionally, the way in which the attributes are interrelated is not often considered. For example, the characteristics of “seclusion” and “exciting nightlife” may be mutually exclusive.

Most parents are motivated to provide their children with wholesome and memorable vacation experiences. This lakeside campsite is one popular example of where and how parents create an opportunity for lasting memories for everyone in the family. *Photo courtesy of IT Stock Free.*



 GLOBAL INSIGHT 

Polar Tourism

Observing penguins in Antarctica, travelling by snowmobile in northern Quebec or Alaska, going on a reindeer safari in Lapland, visiting a northern indigenous community, reaching the North Pole onboard a nuclear icebreaker: tourism is increasingly becoming popular in nearly every corner of the polar and subpolar environments (in both hemispheres) as tourists are motivated to seek unusual destinations. Although tourism in the Polar Regions goes back to the early 1800s (in the Arctic, and late 1950s for the Antarctic), the last two decades saw the booming and maturing of the polar tourism industry. Antarctic cruises, for instance, show an overall increase of 319% since 1992.¹ The enthusiasm for the Polar Regions is connected to the increase of disposable incomes by potential tourists, an increase in leisure time in countries of major tourism markets, advances in transportation technology, the rise of interest toward wildlife and natural environments, and the perception of the Polar Regions as safe havens.²

Often referred to as “polar tourism,”³ tourism in the polar regions includes both ecological and nonecological forms of travel and leisure activities. Products include five main market segments: mass

market (comfortable transport and accommodations), sport fishing and hunting market, nature market, adventure tourism market, and culture and heritage tourism market.⁴ Polar tourism includes land-based, airborne, and sea-based activities. Each of these segments offers a different experience and implies different economic and management dimensions. Ship-based polar tourism extends to the Antarctic and the High Arctic (the Northwest Passage in Canada, Greenland, Iceland, Svalbard, Russia’s Northeast Passage, and tours to the North Pole). Airborne polar tourism specializes in Antarctic nonlanding scenic flights from Australia. Land-based tourism includes safaris, trekking, and cultural activities, usually in areas connected to road networks. It is especially well developed in Alaska, the Canadian territories (Yukon, Northwest Territories, and Nunavut), northern Quebec, and Lapland (Norway, Sweden, and Finland). In Finnish Lapland, for instance, tourism generates an annual income of €400 million,⁵ providing 15 percent of the province’s employment.⁶

At the other end of the world, over thirty thousand tourists visit Antarctica every year, of whom over 95 percent travel by ship.⁷ Compared to the 42 million visitors who entered the United States in 2004,⁸ the number of those who visit Antarctica, a continent

1. Esther Bertram, “Antarctic Ship-borne Tourism: An Expanding Industry,” in J. M. Snyder and B. Stonehouse, eds., *Prospects for Polar Tourism* (Wallingford, Oxfordshire, UK: CAB International, 2007), p. 160.
2. Alain A. Grenier, “The Diversity of Polar Tourism: Some Challenges Facing the Industry in Rovaniemi, Finland,” *Polar Geography*, Volume 30, Issue 1, 2007, pp. 55–72.
3. See Colin Michael Hall and Margaret Johnston, eds. *Polar Tourism: Tourism in the Arctic and Antarctic Regions*, (Chichester, UK: Wiley, 1995) and Alain A. Greiner, *The Nature of Nature Tourism*, (Rovaniemi: University of Lapland, 2004).

4. J. M. Snyder, “The Polar Tourism Market,” in Snyder and Bernard Stonehouse, eds., *Prospects for Polar Tourism*, (Oxford: Oxford University Press, 2007), pp. 51–70.
5. Regional Council of Lapland, *Lapland in Figures*, Rovaniemi (2006), p. 9.
6. “New Media, Entertainment and Design Are Turning Tourism into an Experience Industry,” Centre of Expertise Programme, http://www.oske.net/in_english/centres_of_expertise/lapland/.
7. Bertram, “Antarctic Ship-borne Tourism,” p. 149.
8. World Tourism Organisation, “Tourism Market Trends, 2005 Edition, Annex,” <http://www.unwto.org/facts/menu.html>.

30 percent larger than the United States, may appear insignificant. The number of Antarctic visitors is very important, however, when considering the fragility of the polar ecosystem. For instance, an important element of polar cruises is the observation of wildlife during the short breeding season. Hence, tourism raises the issue of potential negative impacts.

Managing large numbers of visitors on such environments is one of the many challenges of polar tourism. Conserving the environmental quality of the areas visited, preserving their cultural and social values, creating sustainable economies, and ensuring positive behavior and the safety of the visitor are among the main challenges for polar tourism operators. Apart from impacts on wildlife and flora, other challenges, according to the regions, include⁹:

- Impacts on indigenous cultures
- High transportation costs
- Various degrees of availability of accommodation
- Seasonality, including:
 - Diversification of the product
 - Rapid saturation of the infrastructures during the peak season
 - High costs associated with maintaining unused infrastructures during the low seasons
 - Abundance of mosquitoes and/or extreme temperatures in winter in some locations
 - High turnover rate in employment
- Climate change

Polar tourists, whether they are ship, air, or land based, are essentially attracted to the polar and subpolar regions for either one or a combination of these aspects¹⁰:

- The aesthetics of the polar worlds
- The need for self-reflection
- An interest in sciences¹¹
- A desire for adventure within a controlled degree of physical endurance

With travelers always looking for new experiences, polar tourism is expected to continue to grow in the near future.

SUGGESTED READINGS

Bauer, Thomas G. *Tourism in the Antarctic:*

Opportunities, Constraints, and Future Prospects.
New York: Haworth Hospitality Press, 2001.

Hall, Colin Michael, and Margaret Johnston, eds.

Polar Tourism—Tourism in the Arctic and Antarctic Regions. Chichester, United Kingdom: Wiley, 1995.

Snyder, J. M and Bernard Stonehouse, eds. *Prospects for Polar Tourism.* Oxford: Oxford University Press, 2007.

Snyder, John. "Tourism in the Polar Regions: The Sustainability Challenge," Paris: United Nations Environment Programme, Paris, France, 2007. Order online through EarthPrint.com.

by Alain A. Grenier, Ph.D
Professor of Nature Tourism
and Sustainable Development,
Université du Québec à Montréal
Grenier.alain@uqam.ca

DISCUSSION QUESTIONS

1. Why has polar tourism become an increasingly popular attraction? What motives come into play?
2. What are the challenges of visiting polar regions?

9. Grenier, "Diversity of Polar Tourism."

10. Alain A. Grenier, *The Nature of Nature Tourism* (Rovaniemi: University of Lapland, 2004).

11. Véronique Antomarchi, "L'appel du Grand Nord" [The Call of the Great North], *Espaces*, No. 223 (February 2005), pp. 46–53.

THE NEED FOR A THEORY

This review of travel motivation has stressed that three sources of information can provide a listing of motives concerning why people travel. The list of potential travel motivations is a long one and includes a range of needs from excitement and arousal to self-development and personal growth. Additionally, the brief review of contemporary market research practice concerning destination image indicated that there were further lists of destination features that might be thought of as a mix of travel motives and destination characteristics.

Theories or models in social science research typically summarize or reorganize knowledge in an area. Occasionally a theory will provide a new perspective and foster prediction or specifications of future directions for human action and research. The area of tourist motivation requires a theoretical approach. The lists of motives need to be summarized, connections need to be made with other areas of inquiry such as destination image studies, and our current understanding needs to be challenged and enhanced. Pearce (1992) has outlined seven features that are necessary for a good theory of tourist motivation. These are listed in Table 9.3.

One starting point in the conceptual approaches to motivation is the work of Stanley Plog (1974, 1987, 1991). This work, often uncritically accepted as the major approach to tourist motivation, stressed that travelers could be categorized on a psychocentric

TABLE 9.3 Requirements of a Sound Theory of Tourist Motivation

Element	Explanation
1. The role of the theory	Must be able to integrate existing tourist needs, reorganize the needs, and provide a new orientation for future research.
2. The ownership and appeal of the theory	Must be appealing to specialist researchers, useful in tourism industry settings, and credible to marketers and consumers.
3. Ease of communication	Must be relatively easy to explain to potential users and be universal (not country-specific) in its application.
4. Ability to measure travel motivation	Must be amenable to empirical study. The ideas can be translated into questions and responses for assessment purposes.
5. A multimotive versus single-trait approach	Must consider the view that travelers may seek to satisfy several needs at once. Must be able to model the pattern of traveler needs, not just consider one need.
6. A dynamic versus snapshot approach	Must recognize that both individuals and societies change over time. Must be able to consider or model the changes that take place continuously in tourism.
7. The roles of extrinsic and intrinsic	Must be able to consider that travelers are variously motivated by intrinsic, self-satisfying goals and at other times are motivated by extrinsic, socially controlled rewards (e.g., others' opinions).

(nonadventurous, inward-looking) to allocentric (adventurous, outward-looking) scale. Plog claimed the U.S. population was normally distributed along a continuum between these two extreme types. The approach was historically important in providing one organizing theory of travel motivation. It does not, however, fulfill many of the criteria listed in Table 9.3 and was notably deficient, at least initially, in terms of offering only a single-trait, static, and extrinsic account of tourist motivation. In the 1991 version of the approach, a second dimension, energy versus lethargy, was added to the psychocentric-allocentric dimension, thus developing a four-part categorization scheme. Nevertheless, the approach is still limited because of its North American bias, and it does not consider the issues of multimotive behavior, nor does it provide measurement details or consider the dynamic nature of motives in the travelers' life span.

Some new emerging theories of tourist and leisure motivation fulfill more of the criteria described in Table 9.3. In particular, the intrinsic-motivation—optimal-arousal perspective of Iso-Ahola (1982) and the travel needs model of Pearce (1988, 1992) both added new perspectives to the tourist-motivation field.

Iso-Ahola argues that tourist and leisure behavior takes place within a framework of optimal arousal and incongruity. That is, while individuals seek different levels of stimulation, they share the need to avoid either overstimulation (mental and physical exhaustion) or boredom (too little stimulation). Leisure needs change during the life span and across places and social company. He advises researchers to keep the motivation questions for leisure close to the actual participation in time and emphasizes the importance of participants' feelings of self-determination and competence to ensure satisfaction.

The **travel-needs model** articulated by Pearce and coworkers is more explicitly concerned with tourists and their motives rather than with leisure, which is the focus of Iso-Ahola's work. The travel-needs model argues that people have a career in their travel behavior that reflects a hierarchy of their travel motives. A travel career is similar to a work career: People may start at different levels; they are likely to change their levels during their life cycle; and they can be inhibited in their travel career by money, health, and other people.

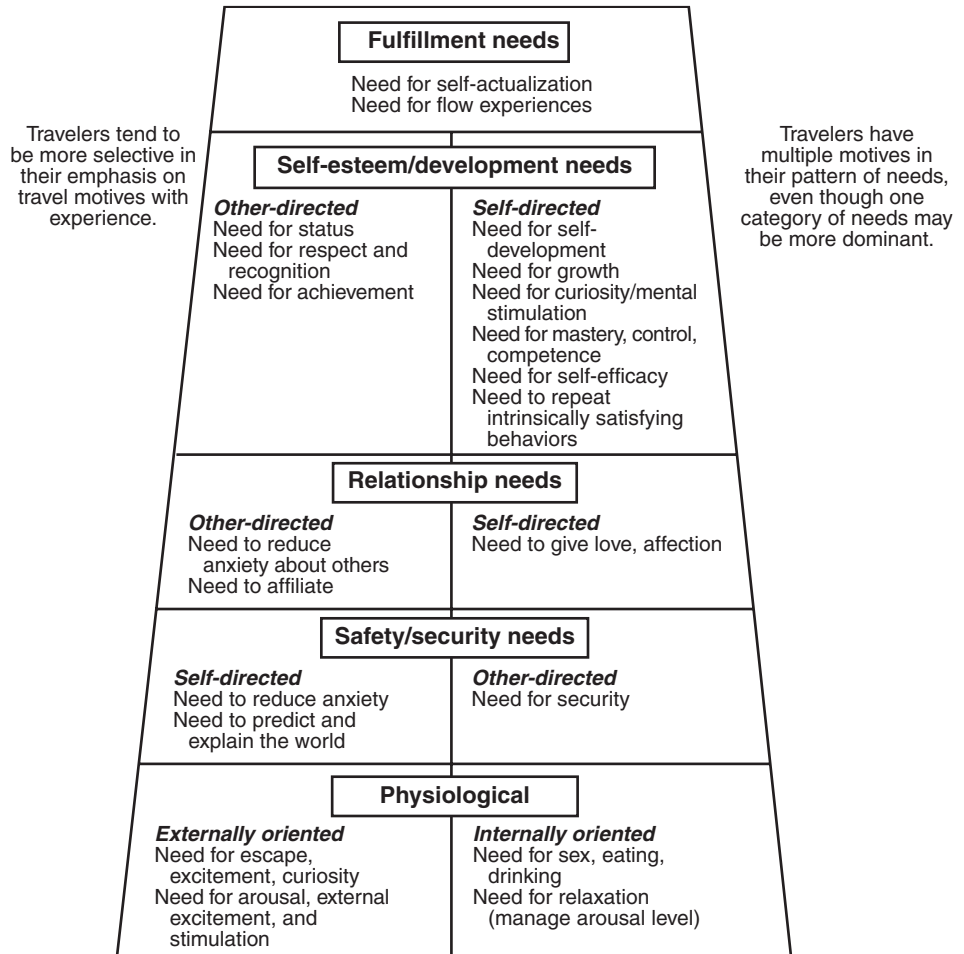
The steps or levels on the travel-needs or career model were likened to a ladder, and this concept was built on Abraham Maslow's hierarchy of needs (Maslow, 1970). By expanding and extending the range of specific needs at each ladder level that fit with Maslow's original formulation, Pearce achieved a comprehensive and rich catalogue of the many different psychological needs and motives noted earlier in this chapter (see Figure 9.1). The earliest version of the travel-needs ladder retained Maslow's ideas that lower levels on the ladder have to be satisfied before the individual moves to higher levels of the ladder. In this approach, travelers concerned with developing and extending their **relationships** while traveling will also have needs in terms of **safety** and **physiological** level factors but may not yet be particularly concerned with **self-esteem** and **self-development needs**. Recent and ongoing revisions to this model



Traveling on a train with family members is a satisfying holiday experience. Copyright © 2001 Amtrak. Photo provided as a courtesy by Amtrak.

place less emphasis on the strict hierarchy of needs and more on changing patterns of motives. Importantly, the travel-needs ladder approach emphasizes that people have a range of motives for seeking out holiday experiences. For example, a visitor to Canada who attends the Calgary Stampede might be motivated to do so by the pleasant, safe setting; to entertain a child and develop family experiences of togetherness; and to add to knowledge about Canadian culture. That is, several levels of a travel-needs pattern work together for a rich multimotive picture of travel motivation. This flexibility and variability recognizes that motivation may change over time and across situations so that the same individual visiting Great Britain might emphasize cultural understanding and curiosity motives more than relationship and family-development motives.

In the travel-needs model, destinations are seen as settings where vastly different holiday experiences are possible. Thus, travelers' motives influence what they seek



Travelers tend to be more selective in their emphasis on travel motives with experience.

Travelers have multiple motives in their pattern of needs, even though one category of needs may be more dominant.

A “spine” or “core” of needs for nearly all travelers seems to include relationships, curiosity and relaxation.

Figure 9.1 Travel-career needs.

from a destination, and destinations will vary in their capacity to provide a range of holiday experiences. In short, travelers do not visit a place with standard objective destination features but instead journey to a location where they select activities and holiday experiences from those on offer to suit their personal psychological and motivational profile.

The travel-needs model was formulated so that a dynamic, multimotive account of travel behavior could serve our understanding of tourism. It acts as a blueprint for the assessment of tourist motives and requires individual tailoring to specific situations. That is, the context or setting helps frame the way in which the travel-needs ladder questions are asked. Pearce and Dermott (1991), working in a theme-park setting, were able to use



Experiencing a new culture, language, and food is a powerful motivation and need of many travelers. A trip to Russia to see St. Basil's Cathedral, Moscow and St. Petersburg fills this need. *Photo courtesy of the author.*

the travel-needs ladder to explain the motives of different consumers for that setting. This individual tailoring is done by taking sections of the travel-needs ladder (e.g., the physiological level and the need for stimulation) and asking questions about the importance of rides and adventure activities in the theme park. Similarly, questions about the importance of going with friends were asked. In this way, a full range of theme-park motives is determined by linking travel motivation to other tourism studies.

THE DEVELOPMENT OF MOTIVATION MODELS

The proposals for travel motivation put forward by Plog, Iso-Ahola, and Pearce (and other researchers not listed in full in this chapter) are not static or “finished” products of social science research. The model developed by Plog in 1973 was updated in 1991

and is undoubtedly undergoing further modification in the tourism consultancy world where it is principally used. Similarly Ryan (1998) provided a commentary on the travel-needs ladder of Pearce, arguing that there was not yet solid evidence that the “ladder” component of the model was appropriate. It is important for the tourism student to understand the value of this kind of academic revision. Some commentary and criticisms of a theory or approach do not necessarily mean all of it is wrong or more simply that academics disagree. Instead, it is more useful to see the comments as a part of a constructive process. For example, the travel-career ladder model is currently being enhanced by referring to the system as travel-career patterns, an approach that retains the multimotive focus but that accounts for some recent findings that inexperienced travelers emphasize all motives whereas experienced travelers are more selective in their ratings of motivation statements. Further, initial work suggests that a core spine of motives (curiosity, relationships, relaxation) exists in everyone’s motivation, and extensions to this core vary with experience. Tourism students have a rich opportunity to participate in the development of ideas in this field in graduate study as researchers develop this area of tourism analysis in the next decade.

SUMMARY

This chapter has argued that a theory of tourist motivation such as the travel-needs approach helps summarize existing statements and ideas about the motives of travelers. It can also be useful in answering the questions:

- Why do certain groups of travelers seek particular holiday experiences?
- Why do certain groups of travelers travel to destination X?

The chapter has stressed that these questions will not have one simple answer, but rather that different groups of individuals will place different weightings on a structured set of answers, producing shifting patterns of motivation. For example, young teenagers emphasize the motives of stimulation and relationships in visiting theme parks, while young couples emphasize developing relationships and the need for relaxation. For other travelers—for example, those exploring exotic locations and participating in more diverse forms of tourism—a wider range of motives including self-development, mastery, curiosity, escape, and self-fulfillment will be involved (Fielding, Pearce, and Hughes, 1992).

Travel motivation studies can be the basis of many consumer analyses in tourism. A good motivational profile of visitors should be of assistance in understanding how well the destination characteristics fit the needs of the travelers. The key to linking travel motivation studies to other tourism studies such as destination choice lies in analyzing the activities offered by the destination and the activities that fulfill the travelers’ motives. Thus if visitors strongly motivated by the need to enhance their understanding of art and history visit well-managed, quality cultural attractions, then satisfaction is likely. A mismatch can also occur, such as the unfortunate visitor to a tropical island

who is seeking peace and quiet but is instead assaulted by a tourism product that is set up for those seeking a “party lifestyle,” that is, stimulation, excitement, and new relationships. As tourism grows into an increasingly sophisticated consumer industry, the value of understanding the needs of travelers will increase and the motivation of tourists will become a driving part of all tourism studies.

KEY CONCEPTS

consumers	history	relationship needs
destination attributes	Maslow	safety/security needs
discipline of psychology	motivation	self-esteem needs
Freud	needs	travel motivation analysis
fulfillment needs	physiological needs	travel-needs model
Grand Tour	psychological theory	

INTERNET EXERCISES

The Internet sites mentioned in this chapter plus some selected additional sites are listed for your convenience on the companion Web site for this book, www.wiley.com/college/goeldner.

ACTIVITY 1

Site Name: Seniors Search

URL: <http://www.seniorssearch.com>

Background Information: A search directory exclusively for the over-fifty age group.

Site Name: Accessible Journeys

URL: <http://www.disabilitytravel.com>

Background Information: Since 1985, Disability Travel has been designing accessible holidays and escorting groups on vacations exclusively for slow walkers, wheelchair travelers, and their families and friends.

Site Name: Grandtravel

URL: <http://www.grandtrvl.com>

Background Information: Grandparents and grandchildren make outstanding travel companions! On a Grandtravel tour, grandparents participate

in the cultural enrichment of their grandchildren's lives, and everyone has a wonderful time.

Site Name: Kids Go Too

URL: <http://www.kidsgotootravel.com>

Background Information: Kids Go Too provides you with specific and meaningful information on lodging, activities, and restaurants that are perfectly suited to a unique and exciting vacation that is fun and satisfying to every member of the family.

Site Name: Eurocamp

URL: <http://www.eurocamp.com>

Background Information: Visit this Web site to find out more about self-drive camping holidays in Europe. You can search their campsite and regional databases.

Exercise

1. Choose at least two of the Web sites indicated above. Describe how they use travel psychology to motivate people to travel who may have barriers to travel.

ACTIVITY 2**Site Name:** The Travel Psychologist**URL:** <http://www.michaelbrein.com/index2.htm>**Background Information:** Dr. Michael Brein is the "Travel Psychologist." He is an avid world traveler as well as the author, publisher, and lecturer on travel subjects. The site has short essays on

Travel Psychology 101, 102, 103, 104, and 105, plus frequently asked questions.

Exercises

1. What are the seven points Brein makes in Psychology 101?
2. What is the psychology of travel?


QUESTIONS FOR REVIEW AND DISCUSSION


1. Why is it important for tourism people to have a good understanding of travel motivation?
2. Explain the relationship of customer (tourist) satisfaction and travel motivation.
3. The author states that the question "Why do tourists travel?" is not a good starting point for research on this subject. Comment.
4. "Why do certain groups of people choose certain holiday experiences?" is a much better question. Why?
5. Identify five motivations for travel of Europeans during Roman times, the Middle Ages, and Tudor times. Do such motivations exist today?
6. How important are the motives of discovery and curiosity?
7. Are your travel benefits or rewards linked closely to your travel motives? Elucidate.
8. Provide a few examples of how a person's travel needs change over a life span.
9. Give an example of travel experience overstimulation (mental or physical exhaustion or both). Similarly, give an example of boredom (too little stimulation).
10. Consider Pearce's five-level travel-needs ladder and provide some examples of externally and internally oriented physiological needs. Why are these needs at the bottom of the ladder?
11. Referring to the preceding question, provide similar representations of safety/security needs, relationship needs, self-esteem/development needs, and fulfillment needs.
12. Is travel becoming a human need?
13. Assume that you are employed by a nature (ecotour) company and are planning a new tour to a newly established national park. Describe several ingredients of such a tour that meet most of these needs as shown in question 11.
14. How could a resort hotel's activities or social director help guests with their fulfillment needs? Give several cases in point.
15. Below is a short list of travel motivations. Suggest a travel experience or product that would match each motivation.
 - a. Rest/relaxation
 - b. Unspoiled natural environment enjoyment
 - c. Interesting countryside and wildlife study opportunities
 - d. Lots of nightlife and entertainment
 - e. Adventure activities
 - f. Good shopping and browsing
16. How important are a variety of available experiences at a destination?

 **CASE PROBLEMS** 

1. You have been promoted to director of training of the Cruise Lines International Association. Reviewing the listed travel motivations in question 15, which would you select for a group of travelmarketing sales seminars that will be sponsored by CLIA? (Attending would be travel agents and tour company reps.)
2. Referring to the preceding problem, after selecting the motivations, what kinds of instructional materials and teaching methods would you employ? Why?
3. Your first assignment after joining a tour company staff is to design a tour that would appeal to young singles. Obviously, you must create a tour that would probably motivate a market sufficiently large for your company to make a profit on it. Identify the motivation(s) selected, then describe briefly your tour concept and the specific marketing elements you would feature in its promotion to reach this very promising market.
4. Pleasure travel motivation is often added to a business trip, such as attending a convention. Give an example of such a combination. Identify the principal motivations involved. How would you sell this idea to the convention planning committee?
5. The holiday season is approaching. Jeff R. is trying to compose a direct-mail promotion letter to be sent to each person on his travel agency's mailing list. He's convinced that giving a gift of travel would be very appealing to many of his clients. What key phrases should he embody in this letter to motivate such giving?

CHAPTER 10

Cultural and International Tourism for Life's Enrichment

LEARNING OBJECTIVES

- Recognize that travel experiences are the best way to learn about other cultures.
- Identify the cultural factors in tourism.
- Appreciate the rewards of participation in life-seeing tourism.
- Become aware of the most effective promotional measures involving an area's cultural resources.
- Realize the importance of cultural attractions to any area promoting itself as a tourist destination.
- Evaluate the contributions that international tourism can make toward world peace.



The Hermitage Museum in St. Petersburg, Russia. Copyright © Corbis Digital Stock.

INTRODUCTION

The highest purpose of tourism is to become better acquainted with people in other places and countries, because this furthers the understanding and appreciation that builds a better world for all. International travel also involves the exchange of knowledge and ideas, another worthy objective. Travel raises levels of human experience, recognition, and achievements in many areas of learning, research, and artistic activity. Tourism goes beyond dependable transportation and comfortable hotels; it necessitates enhancing all the avenues through which a country presents itself. They include educational, cultural, media, science, and meeting/congress activities. To increase accessibility, cultural institutions need to adapt to meet visitors' needs, sometimes providing multilingual guides and signage. Tourists can then more easily choose the purposeful activities that will match their interests.

Travel experiences vary according to the varieties of humankind and their geographical distribution. To classify destinations so that a systematic discussion of tourism motivation can be undertaken, Valene L. Smith has identified six categories of tourism: (1) ethnic tourism, (2) cultural tourism, (3) historical tourism, (4) environmental tourism, (5) recreational tourism, and (6) business tourism. Obviously, destinations can, and usually do, provide more than one type of tourism experience.

IMPORTANCE

While **culture** is only one factor that determines the overall attractiveness of a tourism region (see Figure 10.1, Stage 1), it is a very rich and diverse one. The elements of a society's culture are a complex reflection of the way its people live, work, and play (Figure 10.1, Stage 2).

Cultural tourism covers all aspects of travel whereby people learn about each other's ways of life and thought. Tourism is thus an important means of promoting cultural relations and international cooperation. Conversely, development of cultural factors within a nation is a means of enhancing resources to attract visitors. In many countries, tourism can be linked with a "cultural relations" policy. It is used to promote not only knowledge and understanding but also a favorable image of the nation among foreigners in the travel market.

The channels through which a country presents itself to tourists can be considered its cultural factors. These are the entertainment, food, drink, hospitality, architecture, manufactured and handcrafted products of a country, and all other characteristics of a nation's way of life.

Successful tourism is not simply a matter of having better transportation and hotels but of adding a particular national flavor in keeping with traditional ways of life and projecting a favorable image of the benefits to tourists of such goods and services. A nation's cultural attractions must be presented intelligently and creatively.

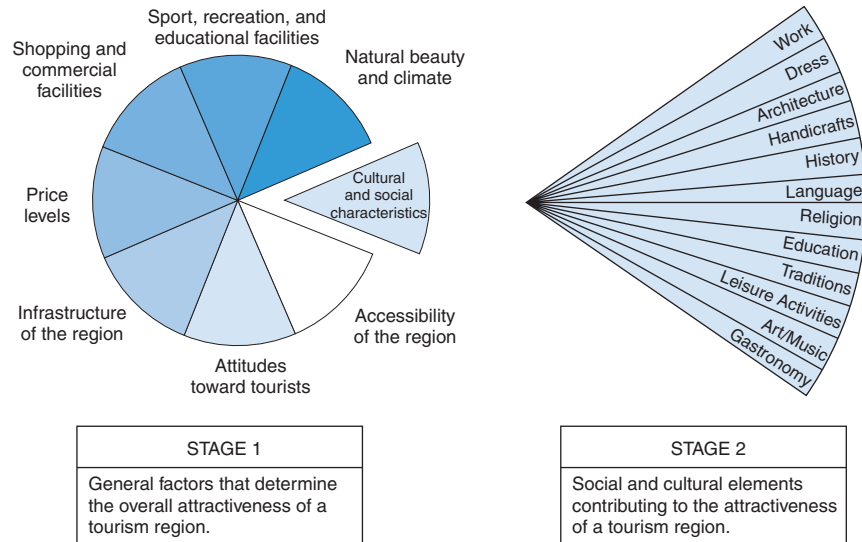


Figure 10.1 Variables influencing the attractiveness of a tourism region. Source: J. R. Brent Ritchie and Michel Zins, "Culture as Determinant of the Attractiveness of a Tourism Region," *Annals of Tourism Research* (April–June 1978), p. 256.

In this age of uniformity, the products of one nation are almost indistinguishable from those of another. There is a great need for encouraging cultural diversity. Improved techniques of architectural design and artistic presentation can be used to create an expression of originality in every part of the world.

Taken in their narrower sense, cultural factors in tourism play a dominant role chiefly in activities that are specifically intended to promote the transmission or sharing of knowledge and ideas. Consider the following factors:

1. Libraries, museums, exhibitions
2. Musical, dramatic, or film performances
3. Radio and television programs, recordings
4. Study tours or short courses
5. Schools and universities for longer-term study and research
6. Scientific and archaeological expeditions, schools at sea
7. Joint production of films
8. Conferences, congresses, meetings, seminars

In addition, many activities that are not educational or cultural in a narrow sense provide opportunities for peoples of different nations to get to know each other.

A study from the Travel Industry Association of America (TIA) and *Smithsonian* magazine shows continued and growing interest in travelers' desire to experience cultural, arts, historic, and heritage activities. Study results, as reported in *The Historic/Cultural Traveler*, 2003 edition, show that a remarkable 81 percent of the U.S. adults,

This Witch Museum in Salem, Massachusetts, is a somewhat unusual cultural attraction. This distinctiveness is exactly what tourism destination managers are seeking. Not only is it interesting and motivating, but it also serves to create a unique image, which other destinations often find difficult to replicate. *Photo courtesy of Tina Jordan/Salem Witch Museum.*



or 118 million, are considered historic/cultural travelers. These travelers included historical or cultural activities on almost 217 million person-trips in 2002, up 13 percent from 192 million in 1996. (A person-trip is one person on one trip traveling fifty miles or more from home, one way.)

These travelers also spend more money on historic/cultural trips compared to the average U.S. trip (average \$623 versus \$457, excluding cost of transportation), making historic/cultural travelers a lucrative market for destinations and attractions. In fact, for 30 percent of historic/cultural travelers, their destination choice was influenced by a specific historic or cultural event or activity.

LIFE-SEEING TOURISM

Traditionally, a person “sees the high points” of a given location and thus feels that he or she has “seen” this area. However, there is a growing belief among tourism specialists that such an approach, although traditionally valid, is by no means the best approach. Purposeful activities that match the travelers’ interests are becoming more commonly accepted and recognized. (In popular tourist areas, such arrangements may

have to be limited to the off-season periods of the year.) For example, a physician on a vacation might be interested in talking with local physicians and viewing interesting or progressive medical installations or facilities. He or she may wish to participate in a symposium or some type of educational endeavor there or have lunch with a group of physicians interested in the same particular specialty or in public health or medical practices in general. This visitor may also wish to visit the home of a well-known physician to exchange ideas.

Suggestions made by the travel agent and the means provided to make such experiences come about are of growing importance to successful tourism. Any place that wishes to become a successful tourist destination must have more activities for visitors than the traditional recreational activities such as lying on the beach or patronizing a nightclub or visiting popular tourist attractions.

Axel Dessau, former director of the Danish Tourist Board, is credited with this concept of **"life-seeing tourism."** In Denmark, for example, the visitor is met by a graduate student or other person who is technically familiar with the field of interest that a visitor may have. This guide then arranges for purposeful visits in a schedule suited to the visitor.

The plan is usually set up on a half-day basis, with the visitor spending afternoons visiting tourist highlights, shopping, and pursuing other traditional recreational activities. The mornings would be devoted to visiting organizations and establishments with programs planned by a special expert guide. A travel agent can make these arrangements.

Experiencing new cultures, along with their architecture, food, and dress, is a strong travel motivation. This mosque in the Arab community of Singapore presents striking architecture.

Photo by the author.



For example, the visitor might be interested in reviewing social problems and city government. The expert guide would make arrangements for the visitor to visit city planning offices, schools, social welfare establishments, and rehabilitation centers; to attend meetings or seminars at which problems of this nature are discussed; and to participate in other opportunities to learn firsthand what is happening in his or her field in Denmark.

Another aspect of life-seeing tourism is the opportunity to have social intercourse with families. These families host the visitor or the visitor's family in the evening after dinner for conversation and sociability. Or the visitor can stay in a private home—an excellent way in which to become acquainted with the culture and lifestyle of persons in a different locality. In the Bahamas, visitors can discover the island group's people and culture in a very personal way through their People-to-People Programme. This stimulating and exciting program is organized by the Ministry of Tourism. It matches Bahamian volunteers with visitors having similar professions or interests. The Bahamian host or host family may choose to take guests to a local theater performance or a Sunday church service or may invite them to a home-cooked Bahamian dinner. A wide variety of other activities may be included, depending on the interests of the visitor(s). Such opportunities substantially increase visitor appreciation and understanding of the culture they are visiting, and often bring about lasting friendships.

GLOBAL INSIGHT

Bahamas People-to-People Program

A leader in providing a local experience to thousands of foreign visitors is the islands of the Bahamas. The so-called People-to-People program established by the Ministry of Tourism has created lasting friendships between visitors and locals since its inception more than nineteen years ago. It has provided an opportunity for visitors to learn hands-on the culture of the island by interacting with the Bahamians themselves.

The program matches guests with more than 1500 Bahamian volunteers of similar ages and interests for a day or evening activity, which could include boating, fishing, shopping at the local outdoor market, attending a local school or church service, enjoying back-street tours, or, more often, visiting Bahamians in their homes

for a traditional meal of peas n' rice, fried fish, and guava duff.

Since the start of People-to-People, the idea has expanded its outreach program offerings, moving beyond Nassau and Grand Bahama Island to the out islands of Eleuthra, Exuma, San Salvador, Bimini, and Abaco. It had created branches geared toward visiting students and convention attendees. Tourists gain an informed view of the local culture as well as gain an insight into the distinctive cultures each island offers.

DISCUSSION QUESTIONS

1. Why did the Bahamas adopt a People-to-People program?
2. What are some of the rewards of international travel?

THE ROMANCE OF PLEASURE TRAVEL

Perhaps the strongest of all individual travel motivations is simply that of satisfying a need for pleasure. Travel has the unique quality of being able to satisfy this desire to an extremely high degree. Not all trips are pleasurable, but some are more pleasurable than anticipated. The planning and anticipation period prior to the trip can be as enjoyable as the trip itself. Discussing prospects of the trip with friends and pursuing research, educational, and shopping activities relating to the trip and the area to be visited are important parts of the total pleasure travel experience. In the formulation of marketing programs and advertising, in particular, the pleasurable aspects of the trip need to be emphasized. The prospective traveler should be told how much fun it is to go to the popular, as well as some of the more uncommon, destinations.

The romance of the trip is also a strong motivation, particularly in relation to honeymoon travel and for those who are thrilled with the romantic aspects of seeing, experiencing, and enjoying the culture of strange and attractive places. Thus, the romance and pleasure of the trip are primary attributes of the travel experience and need to be emphasized far more than they have been in the past. Sharing experiences with members of the family or friends is another integral part of the enjoyment of the trip. A trip can become a fine medium through which additional pleasure, appreciation, and romance are experienced.

DEVELOPMENTAL AND PROMOTIONAL MEASURES

Measures taken to develop and promote the cultural elements in tourism through special activities can be considered from several different points of view.

Development of Methods and Techniques

The examples just listed involve specialized methods, techniques, and skills, all of which can be developed in their own right, without any direct reference to the promotion of tourism. Theaters, libraries, museums, and other such national institutions are not usually created with tourism in mind, but they are a great asset in attracting the interest of visitors. Museums and monuments, especially, are among the expected features of a tourist itinerary. These and other activities that can assist in the development of tourism may also be desirable elements in the cultural development of the nation. The methods and techniques associated with each of the examples listed constitute a whole field of specialized knowledge. As in most other fields of expert knowledge, information and ideas can be acquired from abroad and adapted to national situations.

Even when the necessary facilities exist, it may be desirable to adapt them to the needs of tourism. Special courses will often have to be created for foreigners. Multilingual guides must be trained. Captions and instructions in museums and cinemas should be provided in at least two languages. Special arrangements may be made for tourists to be given free or inexpensive access to institutions of interest to them. Life-seeing arrangements can also be made.

Improvement in Educational and Cultural Content of Tourism

There is always room for improvement in what a tourist may learn abroad. This applies chiefly to books, pamphlets, films, and all types of illustrated information material. The services of experts are greatly needed in such matters, not only in assembling material on the history or geography of a country, but also in the attractive and accurate presentation of the material in several languages.

Heritage interpretation as an academic discipline can be very useful in tourism. Courses can be developed to enable local citizens to become authentic interpreters of their area's cultural, historical, and natural heritage. Achievement of such knowledge builds a person's ability to become a fully qualified interpreter. One example might be a forty-hour course entitled "Tourism: Keeper of the Culture." Those who successfully complete the course would be fully aware of their area's resources and thus would be capable of providing guide services or other services in which their knowledge can be useful. All forms of tourism, from group to individual, can in various ways benefit from the assistance of such informed, enthusiastic individuals.



The Terra Cotta Warriors and Horses at the Qin Shi Huang's Mausoleum, Lintong County, Shaanxi province, are an important archaeological excavation that attracts many tourists. Copyright © Corbis Digital Stock.

Such an educational effort, when publicized, also creates a new self-awareness and pride in the community and a resulting improvement in the quality of life. Local art events, for example, can be organized to be attractive to the community and tourists alike. “Heritage Trails” or “Cultural Highways” can be designated. “Art in the Park” and festivals with various cultural themes help show off the area’s resources and help to lengthen the season or fill in low spots in visitor demand. From the tourist’s standpoint, engaging in such culturally oriented activities builds a heightened appreciation and respect for the qualities and abilities of the hosts.

Concentration of Activities around Important Themes

In recent years, much has been done to link tourist-related activities with themes or events of widespread interest, as in the case of festivals that bring together a variety of dramatic, musical, or cinema performances. An example is the successful Winter Carnival in Quebec, Canada. Another way is to focus attention on large exhibitions or fairs. Events such as these give an opportunity for the combined sponsorship of many different types of activity. International congresses or meetings can be held at the same time as the exhibitions or festivals. Youth festivals or jamborees can take place to coincide with important sporting events or large conventions.

Another way of stimulating interest is through “**twinning**,” whereby towns, communities, or regions in different countries establish relations with each other and send delegations to events arranged by their partners. Special attractions such as Epcot at Walt Disney World in Florida bring together in one location large-scale cultural exhibits and entertainment of several countries. Another example is the Polynesian Cultural Center in Hawaii. A map of the center is shown in Figure 10.2.

Uses of Mass Media

Mass media are always important in the development of tourism. Whether for use outside a country as a means of attracting tourists or to inform and entertain them after their arrival, high-quality products created by journalists, film producers, and artists can fill a great need. Many countries have some who already specialize in the field of tourism whose services can be used to advantage. The Society of American Travel Writers is one professional group dedicated to good travel journalism.

Development of Out-of-Season Tourism

Educational and cultural activities are particularly well adapted to out-of-season tourism development. International meetings and study courses do not depend on good weather and entertainment. Often their sponsors are glad to take advantage of off-season rates in hotels. Efforts should therefore be made to develop facilities and publicity to attract suitable activities and events. Theater tours are a good example.

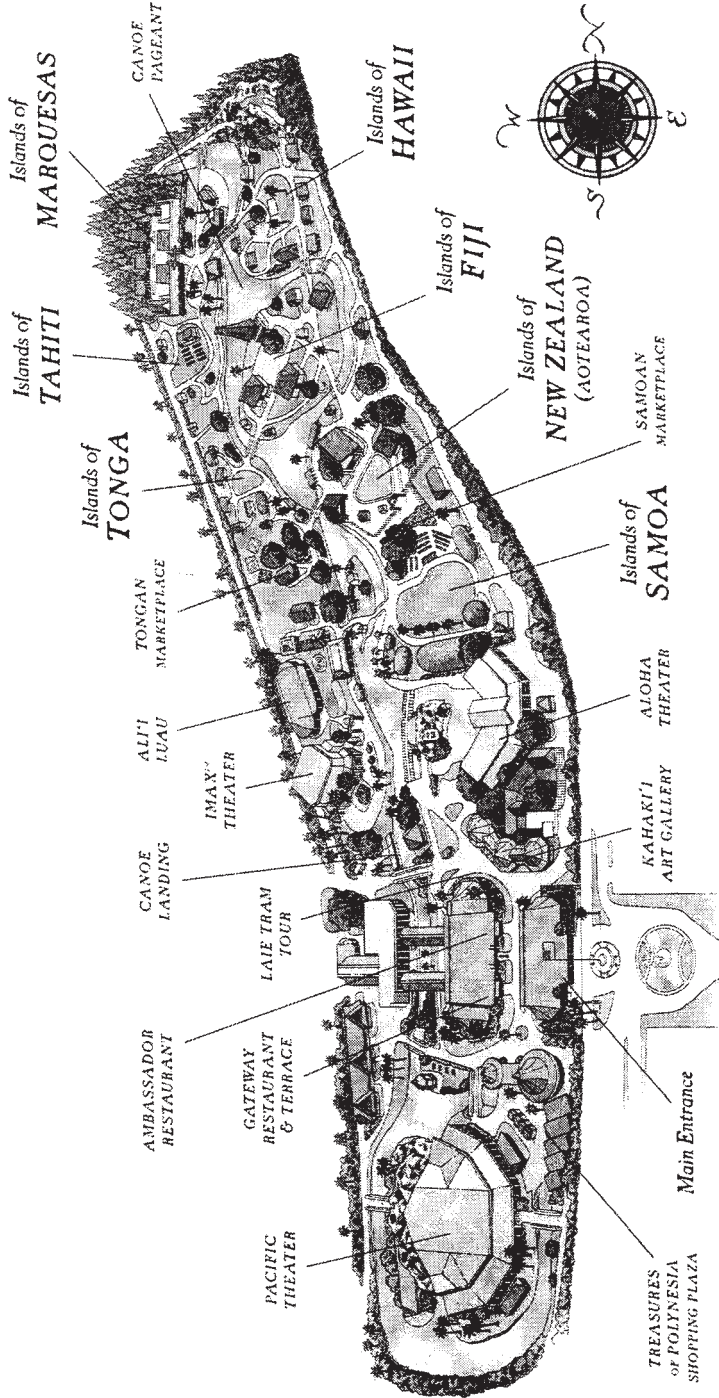


Figure 10.2 Polynesian Cultural Center, Hawaii. There are many different villages at the Polynesian Cultural Center. Each is a combination of buildings, gardens, activities, and people as you would find them if you were to travel to the various island groups represented.

ANTHROPOGRAPHY (GEOGRAPHY OF HUMANKIND)

Anthropography is defined as the branch of anthropology that describes the varieties of humankind and its geographical distribution. One of the most important motivations for travel is interest in the culture of other peoples. The Mexicans are not like the Swiss, and the Balinese are not like the Eskimos. Our natural curiosity about our world and its peoples constitutes one of the most powerful travel-motivating influences. A travel agent or other travel counselor must be familiar with the basic differences in culture among the peoples of the world, where accessible examples of such cultures are located, and which of these cultures (or groups of cultures) would be most interesting to a particular would-be traveler.

Most of the earth's 6.6 billion people are concentrated in a limited number of geographical areas. These population concentrations provide attractions in themselves. On the other hand, areas of the earth that are largely empty—such as Canada, parts of the western United States, Siberia, western China, Australia, most of Africa, and much of South America—have appeal because of the absence of humans. The landscape, with its towns and villages and rural (and perhaps nomadic) cultures, provides interesting contrasts to urban centers. Visits to primitive cultures are enriching and exciting travel experiences. In the United States, such cultural groups as the Amish in Pennsylvania or the American Indian have tourist appeal.

TYPES OF DESTINATIONS AS TRAVEL EXPERIENCES

The spatial and characteristic diversity among destinations has become so great that it is important to classify destinations so that a systematic discussion of tourism psychology and motivation can be undertaken. One way to do this is to build on Valene L. Smith's identification of several types of tourism.¹ That is, a classification of destinations can be developed on the basis of the types of travel experience provided at the various destinations.

Smith identified six categories of tourism:

1. **Ethnic tourism** is travel for the purpose of observing the cultural expressions and lifestyles of truly exotic peoples. Such tourism is exemplified by travel to Panama to study the San Blas Indians or to India to observe the isolated hill tribes of Assam. Typical destination activities would include visiting native homes, attending dances and ceremonies, and possibly participating in religious rituals.
2. **Cultural tourism** is travel to experience and, in some cases, participate in a vanishing lifestyle that lies within human memory (see Figure 10.3). The picturesque

¹ Valene L. Smith, *Hosts and Guests* (Philadelphia: University of Pennsylvania Press, 1997), pp. 2–3.

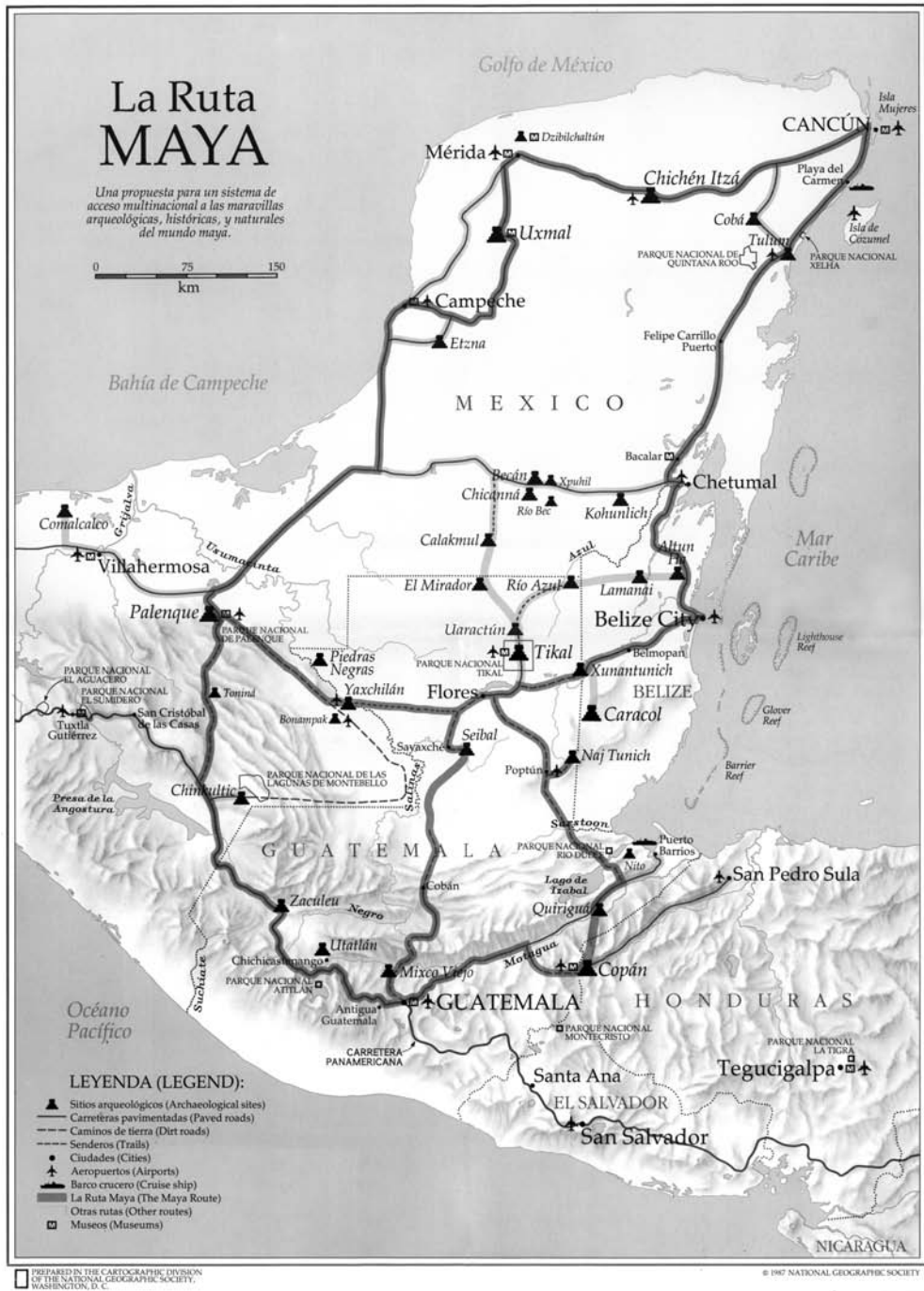


Figure 10.3 The Maya Route is a proposed system of paved roads, dirt roads, and trails connecting archaeological sites of the magnificent culture shaped by people called the Maya. Between c.e. 250 and 900 “the Maya created one of the most distinguished civilizations of all antiquity,” according to *National Geographic* author George Stuart. How the Maya raised their enormous pyramids and stone temples is one of the many mysteries confronting investigators. The Maya Route plan would also introduce visitors to Spanish Colonial architecture, marvelous tropical forests teeming with wildlife, miles of pristine beaches, excellent snorkeling, and villages of great charm. Preliminary work is now under way for creating and promoting this four-nation ecocultural tourism circuit. *Map courtesy of National Geographic magazine.*

setting or “local color” in the destination area is the main attraction. Destination activities typically include meals in rustic inns, costume festivals, folk dance performances, and arts and crafts demonstrations in “old-style” fashion. Visits to Colonial Williamsburg, Virginia, and Greenfield Village in Dearborn, Michigan, or to Mystic Seaport, Connecticut, are examples of cultural tourism.

3. **Historical tourism** is the museum-cathedral tour that stresses the glories of the past—Rome, Egypt, and Greece. Civil War sites in the United States such as Gettysburg, Pennsylvania, and Chancellorsville, Virginia, are other examples. Guided tours of monuments, visits to churches and cathedrals, and sound and light performances that encapsulate the lifestyle of important events of a bygone era are favored destination activities. Such tourism is facilitated because the attractions are either in or are readily accessible from large cities. Typically, such attractions seem particularly adaptable to organized mass tourism.
4. **Environmental tourism** is similar to ethnic tourism, drawing tourists to remote areas. But the emphasis here is on natural and environmental attractions rather than ethnic ones. Travel for the purposes of “getting back to nature” and to appreciate (or become sensitive to) people-land relationships falls in this category. Environmental tourism is primarily geographic and includes such destinations and natural wonders as the Galápagos, Antarctica, Victoria Falls, Niagara Falls, the Grand Canyon, and Yellowstone National Park. Typical destination activities include photography, hiking, mountain climbing, canoeing, and camping.
5. **Recreational tourism** centers on participation in sports, curative spas, sunbathing, and social contacts in a relaxed environment. Such areas often promote sand, sea, and sex through beautiful color photographs that make you want to be there on the ski slopes, on palm-fringed beaches, on championship golf courses, or on tennis courts. Such promotion is designed to attract tourists whose essential purpose is to relax. Las Vegas epitomizes another type of recreational travel—gambling, spectacular floor shows, and away-from-home freedom.
6. **Business tourism** as characterized by conventions, meetings, and seminars is another important form of travel. (The United Nations includes the business traveler in its definition of a tourist.) Business travel is frequently combined with one or more of the types of tourism already identified.

This classification system is by no means unassailable. Destination areas can, and in most cases do, provide more than one type of tourism experience. For example, Las Vegas, which essentially provides recreational tourism, is also a popular convention destination. Resorts in Hawaii provide recreational, environmental, and cultural tourism, depending on what types of activities the tourist desires. A tourist vacationing in India, in addition to recreational tourism on one of the spectacular beaches in that country, has the opportunity for ethnic tourist experiences. Visits can be made to the villages to observe the lifestyles of remote populations. Conversely, a tourist can select from myriad destinations that provide the same basic type of tourism. For instance, a tourist with an interest in historical tourism may travel to any country that has historical appeal.

Art museums are an attraction of choice for many visitors.

Here, the Fort Lauderdale Museum of Art possesses a sculpture that appears to be drawing the undivided attention of this visitor. *Photo courtesy of The Greater Fort Lauderdale Convention and Visitors Bureau*



OTHER TOURIST APPEALS

Other representative expressions of a people provide powerful attractions for travel. Art, music, architecture, engineering achievements, and many other areas of activity have tourist appeal.

Fine Arts

Such **cultural** media as painting, sculpture, graphic arts, architecture, and landscape architecture constitute an important motivation for travel. As a specific example, recall the beauty of art forms such as cloisonné or scroll paintings.

A recent trend in resort hotel operations has been the display of local art and craft objects within the hotel or in the immediate vicinity so that the guests may become acquainted with the art of the local people. These objects may be for sale and thus become valued souvenirs. Art festivals often include various types of fine arts together with other cultural expressions to make them more broadly appealing. There are many examples of these, such as the Edinburgh Festival in Scotland. This festival features not only displays of art, but also other forms of craftwork, music, pageants, ceremonial military formations, and other cultural attractions.



Feeding the Flamingos by Louis Comfort Tiffany is just one of the works of art visitors can view at the Charles Hosmer Morse Museum of American Art in Winter Park, Florida. From the collection of the Charles Hosmer Morse Museum of American Art, Winter Park, Florida.

Music and Dance

The **musical** expression and resources of a country are among its most appealing and enjoyable aspects. In fact, in some countries or states the music is a major source of enjoyment and satisfaction to visitors. Hawaii, Mexico, Haiti, Spain, various sections of the continental United States, and the Balkans are examples.

Resort hotels, particularly, can bring to the guests opportunities for enjoyment of local music at its best. Evening entertainment programs, concerts, recordings, and sound reproduction systems all aid in presenting this aspect of the art of the country. Community concerts, parades, and welcoming ceremonies are appreciated by visitors. DVDs, CDs, digital or tape recordings that the visitor can purchase provide another effective means of keeping in touch with the culture of a particular area.

Ethnic dancing is another exciting and appealing aspect of a country's culture. The color, costumes, music, setting, and skill of forms and execution add to the appeal. Almost all countries have native or ethnic dancing. Local shows, nightclubs, and community programs present additional opportunities.

Notable examples of dance as a cultural expression are those of Polynesian dancers, the Ballet Folklorico of Mexico, the Russian ballet, folk dances of the Eastern European countries, dances of many African nations, Thai dancing, the Kabuki dancers of Japan, and Philippine country dancing.

Handicraft

To satisfy tourists, gifts and souvenirs offered for sale should be **handcrafted** or manufactured in the country or region where the purchase is made. There is much dissatisfaction in purchasing a craft article that you later discover was made in another country thousands of miles away. There is no substitute for genuineness. If the locally produced article is useful and appealing, it should be made available in conveniently located shops. A visit to shops where handicraft products for sale are actually being made is another effective form of guest entertainment.



Ancient Malaysian craftsmen lovingly carved and painted temple statuary that commands our respect and admiration. *Copyright © Corbis Digital Stock.*



The hills and “hollers” of the southern Appalachian Mountains have long been known as a source of quality, traditional handmade crafts. Here Kevin Riddle creates chairs and hayforks using only hand tools. *Photo by Tom Myers/Copyright © Kevin Riddle.*

Industry and Business

The **industrial** aspects of an area provide important motivation for travel. A large proportion of travelers, particularly international travelers, are intellectually curious about the economy of any state or country. They are interested in the country’s industry, commerce, manufactured products, and economic base.

Industry tours are a good way to develop an interest in the culture of the area and provide a potential market for the product being made. Tourist organizations should encourage tours to factories or processing plants when such visits are appropriate and pleasant experiences. Lists of such industrial installations can be maintained by tourist promotional organizations, chambers of commerce, resort hotels, motels, restaurants, or other establishments or service organizations where tourist contacts are made.

Industrialists from one country are often interested in the industry of another. Group tours can be organized for manufacturers of a particular product who visit another country to see how the manufacture of that or a similar product is accomplished. Such visits are mutually beneficial because each country’s representatives learn from the others.



Souvenirs that bring back memories of a travel experience can be a lifelong treasure. Those based on authentic craftsmanship from a local artisan can be especially valuable. *Photo courtesy of the Malaysia Tourism Promotion Board.*

Chambers of commerce or other business or industrial groups often conduct tours to become acquainted with markets and processors in other countries in an effort to develop more interest in their products and to increase sales in various market areas. Business establishments, particularly retail stores, are of considerable interest to visitors. Excellent examples are shopping centers near resort areas, where a wide variety of stores are concentrated so that the visitor can readily find the products or services desired.

Shopping is one of the most important elements in tourism. Attractiveness, cleanliness, courtesy, and variety of products are among the most significant elements of the success of any shopping area. In fact, much goodwill can be created by courteous and devoted store clerks who assist the visitor in finding just what is being sought. Probably the world's most notable example of businesses that cater to the tourist is in Hong Kong, where shopping and business activity are most likely the most important aspects of any visitor's experience.

Agriculture

The **agriculture** of an area may be of interest to visitors. The type of farming conducted—livestock, poultry, dairy, crops, vineyards and wine production, fresh fruits and vegetables—is an interesting aspect of the culture. Farmers' markets such as the

well-known Los Angeles Farmers Market or roadside stands that offer local agriculture products are also an important part of tourist services in many areas. This is particularly true of stands selling fresh fruits, vegetables, honey, wine, cider and other drinks, and products from nearby farms readily enjoyed by the traveler.

Exemplary agricultural systems provide a point of interest for farm groups who may wish to visit a particular industry from another part of the country. Denmark, with its outstanding pork industry, is of great interest to hog farmers in many parts of the world.

Local tours should include agricultural developments and services so that visitors can see the agricultural products and operations within the country and perhaps try some of the products. On a one-day tour of Oahu in Hawaii, visitors have a chance to sample field-ripened pineapple at a stand adjacent to a great pineapple plantation. State and country fairs and livestock shows also have interesting tourist attractions. Other examples are cheese tours in Austria and Holland, wine tours in many parts of the world, the Peach Festival in Grand Junction, Colorado, and the fresh food farm tour on the Mornington Peninsula, Australia.



Agritourism is especially popular at harvesttime. Tourists get an extra sense of satisfaction picking out their own pumpkin at the farm. Other agritourism opportunities allow tourists to pick fruits and vegetables, ride horses, taste wine, and enjoy other experiences. *Photo courtesy of Wisconsin Department of Tourism.*

Education

Citizens of one country are often concerned with **education systems** of another. The college and university campuses of any country provide important attractions to tourists. Many of these are beautifully landscaped and attractively situated for a pleasant and enlightening visit. Well-known universities in England such as Oxford or Cambridge are in themselves important tourist attractions.

The operation of high schools and grade schools as well as private schools and other types of vocational training institutions are features of the culture of the area that can be utilized to a considerable degree as attractions for visitors. International education centers provide still another dimension of the relationship between tourism and education. Many universities conduct adult education programs within the university's continuing education service. Such educational opportunities attract learners from other areas within their own country or from many countries around the world. This provides an incentive for travel. International conferences of business and industrial groups as well as scientific and educational organizations are often held on the campuses of colleges, universities, or other educational institutions.

Outstanding examples of this type of operation are two adult education centers, the Kellogg Center at Michigan State University and the East-West Center at the University of Hawaii. These centers attract thousands of adults each year for continuing education courses, conferences, and meetings of an educational nature. "Elderhostel" educational programs for senior citizens are held at many colleges and universities around the world. These are short programs embracing a wide range of subject matter.

Literature and Language

The **literary** achievements of a state or country, though having more limited appeal than some cultural aspects, still constitute a significant element of travel motivation. Books, magazines, newspapers, booklets, pamphlets, and other printed literary works are among the most important expressions of the culture of the country. Interestingly, the availability or absence of certain literature is indicative of the political system of the area. Consider the restriction on distribution of literature from various areas of the world practiced by some countries.

Libraries are favorite cultural institutions for the visitor. Many have well-appointed reading lounges and comfortable, attractive surroundings. Particularly on rainy days, the visitor can enjoy reading about the history, culture, arts, and folkways of the host area. Often guest entertainment programs will feature the reading of poetry or the discussion of various books or other literary works as a cultural enrichment opportunity for visitors.

A well-educated person is likely to speak or at least have studied more than one language. Interest in the language of another nation or state is a motivating force

for travel. This is particularly true of students traveling to a particular area to practice the language and to become better acquainted with its colloquial usage.

Travel-study programs are particularly valuable learning experiences. Receiving instruction in a foreign language abroad might well be integrated into any comprehensive travel-study curriculum. Language study institutes flourish all over the world. They can be private or associated with universities. Some examples of the latter are the University of Geneva, Switzerland; the University of Grenoble, France; and the University of California at Berkeley in the United States. Sophomore or Junior Year Abroad programs for college students provide excellent opportunities to learn a different language. Such programs are numerous in Europe and in other parts of the world. Elderhostel learning opportunities for senior citizens provide another example of travel-study programs in which a foreign language can be pursued.

Most travelers like to learn at least some of the language to use while they are in a foreign country. Usually this is in the form of expressions related to ordering food in a restaurant or in talking with hotel or other tourism employees. Classes in language could be included in an entertainment or activities program within a tourist area.

Science

The **scientific** activities of a country constitute an interest to visitors, particularly those in technical industries, education, or scientific research. Organizations responsible for tourist promotion can serve the scientific community by offering facilities for the exchange of scientific information, organization of scientific seminars, visits to scientific installations, and other activities that provide access to scientific information by visitors.

The most popular scientific appeals include museums of science and industry, planetariums, and visits to unusual scientific installations such as atomic power plants and space exploration centers. Zoos and aquariums are also popular. An outstanding example is the Kennedy Space Center in northeastern Florida. This installation attracts substantial numbers of visitors each year and provides educational and scientific knowledge for even the most unsophisticated visitor. Another is the Smithsonian National Air and Space Museum in Washington, D.C.

Government

Systems of **government** vary throughout the world. Persons interested in political science and government find visits to centers of government, such as capitals, particularly valuable and highly motivating. Whenever a person visits another area, he or she is made aware of the type of government system in effect and notes the differences between this and the home country. Persons from Western countries are particularly aware of the differences between their form of government and that of Eastern Europe

or the former Soviet Union, for example. Probably the world's best example of this was the city of Berlin, which was divided between a Western democratic government and an Eastern totalitarian government before the wall came down.

Persons interested in politics and the ways in which other countries and areas solve their political problems represent another part of the market. Lawmakers often visit another state or country to observe the procedures developed to solve social or economic problems.

A visit to Washington, D.C., can show visitors the lawmaking process in the House of Representatives and in the Senate. Hearings on various proposed regulations or statutes are often open to visitors. As the center of the government of the United States, this city provides educational opportunities in many areas to both American and foreign travelers.

Religion

Another motivation for travel through all of recorded history is the **religious** pilgrimage. As noted in Chapter 2, pilgrimages are one of the oldest reasons for travel. Many inns and taverns developed to support pilgrimage travelers. Probably the best-known pilgrimages are to Mecca. Large numbers of people go to the headquarters of their church organizations and to areas well known in their religious literature. Often these are group trips—for example, a group of Protestants visiting magnificent churches

Paris is indeed blessed with tourism icons. In addition to the Eiffel Tower, the Gothic Notre Dame cathedral is one of the most outstanding and most significant examples of the Roman Catholic religion's impact on architecture in all of Europe. In 1768, geographers decided that all distances in France would be measured from Notre Dame. Thus, Notre Dame was, and in many ways, still is the center of France. *Copyright © Corbis Digital Stock.*



and headquarters of various church denominations in different parts of the world. Similarly, missionaries travel with a religious mission. The large amount of travel to Israel is in part based on religious motivation, as are travels to the Catholic centers at Vatican City within Rome; Oberammergau, in Bavaria, Germany; Lourdes, France; and Mexico City, Mexico. Visits to prominent houses of worship of all forms of religious doctrine are an important motivation for travel. Notre Dame cathedral in Paris, Saint Peter's Basilica in Rome, and the Great Mosque at Mecca are examples.

Food and Drink

Food and **drink** of a country are among its most important cultural expressions. The tourist enjoys native foods, particularly items of a local or ethnic nature. When traveling, trying out local dishes is part of the fun.

Restaurants and hotels can make a favorable impression on the tourist if they feature local dishes and also perhaps an explanation on the menu about what the dish consists of and how it is prepared. Of particular appeal is the restaurant in which the atmosphere complements the type of food being served, such as seafood restaurants on the wharf.

The purchase of local food and drink is another source of tourist revenue. Advertising messages that include reference to local food are highly effective. The tourist considers



The aroma of pork roasting over red-hot coals in a traditional outdoor fireplace is just one of the amenities enticing guests to return to Hotel Su Gologone in Oliena, Sardinia, Italy. The hotel provides a rich heritage of gastronomical culture in its renowned restaurant. *Photo by the author.*

eating and drinking important aspects of a vacation. How these foods and drinks are prepared and presented are of great importance. Among the happiest memories may be the experience of dining in a particularly attractive or unusual eating place where local foods were prepared and served. Encouragement from tourist organizations for restaurants and hotels to feature local food is highly recommended.

History and Prehistory

The cultural heritage of an area is expressed in its **historical** resources (see Figure 10.3). Some tourist destination areas are devoted to history, such as the Mackinaw City area of northern Michigan; St. Augustine, Florida; the Alamo and San Juan Mission in San Antonio, Texas; old gold-mining tours in many western states; Machu Picchu in Peru; and the spectacular archaeological find at Xian in east-central China.

The preservation of history and the quality and management of museums is of utmost importance for successful tourism. Becoming familiar with the history and prehistory (archaeology) of an area can be one of the most compelling of all travel motivations. One of the principal weaknesses observed in historical museums is that the explanations of the exhibits are provided in only one language. This is a serious limitation to many tourists' enjoyment of such historical exhibits.



The Clinton Library in Little Rock, Arkansas, which opened on November 18, 2004, is the most recent of a series of presidential libraries to honor past presidents. Because of the extent of text and visual documents, each library has become a significant attraction for tourists from all over the world. *Courtesy of Cranford Johnson Robinson Woods, Little Rock, Arkansas.*

The hours of operation of historical points of interest and museums are significant and should be arranged to provide access for visitors at convenient times. Admittance fees to museums and points of historical interest should be kept as low as possible to encourage maximum attendance. Promotion is necessary, and tourist contact organizations such as chambers of commerce, tourist information offices, hotels, resorts, restaurants, and other businesses should have available literature that describes the point of interest, hours, admittance fees, special events, and any other information needed by the tourist to visit this historical attraction.

Some notable examples of museums include the Istanbul Archaeology Museum, the National Museum of Anthropology at Mexico City, the American Museum of Natural History of New York City, the various branches of the British Museum in London, the Hermitage in St. Petersburg, and the various museums of the Smithsonian in Washington, D.C.

Other types of historical preservation are national historic parks and monuments and national parks with a history or prehistory theme, such as Mesa Verde National Park, Colorado. Another type is the "living history" farms in Iowa and Illinois.

Among the most outstanding innovations in the presentation of history are the "sound-and-light" programs found mainly in Europe, the Mediterranean countries, and Mexico. A series of loudspeakers, broadcasting recorded voices in several languages with sound effects, tell the history of an unusually significant structure or place. Varying lights intensify the effect and focus the attention of the audience on various parts of the location.

At the Forum in Rome, Italy, the history of Rome is presented at night in half a dozen languages. Visitors can hear the voices of the emperors and hear the crackling flames as Rome burns. At the pyramids of Teotihuacán, about thirty miles northeast of Mexico City, famous actors relate the history of the area in another sound-and-light presentation given in Spanish- and English-language versions. Egypt offers similar programs at its ancient monuments.

TOURISM AND PEACE

Tourism is believed to have a positive effect on world **peace**. When people travel from place to place with a sincere desire to learn more about their global neighbors, knowledge and understanding grow. Then at least a start has been made in improving world communication, which seems so important in building bridges of mutual appreciation, respect, and friendship.

Tourism: A Vital Force for Peace

Since its founding in 1986, the International Institute for Peace Through Tourism (IIPT) has sponsored a series of global conferences, summits, round tables, and seminars

 GLOBAL INSIGHT 

Travel Experiences

■ The “Get Away from It All” Relaxation Experience

The typical “sun, sand, and sea” or other type of holiday experience vacation where visitors are seeking a period of rest and renewal.

■ The Exploration Experience

The experience in which the visitor is seeking to expand his or her visitation horizons. The newness of the experience depends on the individual. For novice travelers, virtually any different locale may be “new.” For the experienced traveler, it may be difficult to find new travel horizons.

■ The Adventure Experience

In these experiences, the visitor is seeking the so-called adrenaline high that may come from white-water rafting, heli-skiing, jungle exploration, mountaineering, Antarctic expeditions, or even visitation to insecure, war-torn areas.

■ The Social Experience

These experiences provide an opportunity for the visitor either to share the travel experience with old friends or to make new ones. To some extent, the actual destination may be unimportant.

■ The Family Travel Experience

The family travel experience is a special subset of the social travel experience in which the social network involved is very special to the visitor—especially in relation to the stage of the family cycle for the visitor. Clearly, “young” families are seeking quite different experiences from more mature families. Nevertheless, underlying the motivation to visit a destination is the desire to create and retain a very special experience for the given stage of the family life cycle.

■ The Educational or Learning Experience

This type of travel experience has grown in significance lately and often reflects the desire of a more mature,

more sophisticated travelers to enhance their depth of understanding of a destination, its culture, or some special characteristic it may possess.

■ The “Quick Getaway” Experience

This is again a subset of a broader type of experience, the “Get Away from It All” relaxation experience. In this case, however, the emphasis is more on the getting away from it all than on total relaxation and renewal. These experiences are often as short as a weekend and may not be that distant from the individual’s place of residence.

■ The VFR (Visit Friends and Family) Experience

For many, the VFR experience is by far the most valued, and may be the only type of experience they seek for most of their lifetime. For a destination manager, the challenge is to discuss how the destination in question can benefit most from this popular form of travel.

■ The “Return to a Single Destination” Experience

As Stanley C. Plog, contributor to the *Cornell Hotel and Restaurant Administration Quarterly*, pointed out many years ago, a certain segment of the travel market eschews all the glamour of international travel and simply wishes to return to a “comfortable” destination repeatedly. This comfortable destination may be a privately owned recreation facility, or it may be a public destination site to which the visitor has become attached for a whole range of reasons.

■ The Special Event Experience

Many destinations have come to appreciate the appeal that a special event may have in attracting visitors who might otherwise have little or no interest in visiting the destination. Destinations that host such one-time mega-events as the Olympic Games or World Cup Finals can increase visitation both during the event and following it as a result of their enhanced

awareness, reputation, and image. Alternatively, the successful repeat event, such as the Boston Marathon, Oberammergau, the Master's Golf Tournament, the New Orleans Mardi Gras, the Calgary Stampede, and the Superbowl, attract what are often one-time visitors. This market, however, is large, and it can be a major source of reputation and of visitation as part of total destination marketing strategy.

- **The Participation Event Experience** In contrast to events that draw visitors to observe the event, other events can draw visitors who are seeking to participate actively in the event or who wish to watch a close friend or family member perform in the event. Examples include amateur sporting events (softball, hockey, soccer, football, races), music festivals, beauty festivals, and children's festivals.
- **The Nature-Based Experience** As the concern for and interest in the environment has grown, the appeal of destinations that provide the opportunity for visitors to "commune with nature" is also growing in significance. Destinations that contain areas such as national parks are often viewed as the epitome of the nature-based experience. Here the opportunity to explore environmentally sensitive yet protected regions and to view wildlife in close proximity is becoming increasingly valued.
- **The Spiritual Experience** Destinations that for historical reasons have a particular spiritual attraction to individuals around the world have a special advantage in their ability to provide a spiritual experience. Cities such as Mecca and Rome, which are the seats of major religions, as well as those that are the home to recognized religious structures, can focus on their ability to provide spiritually related experiences. But not all spiritual experiences are related to traditional religions. Other destinations, such as Nepal, have over time gained a special spiritual reputation in many parts.
- **The Entertainment Experience** While broad in concept, a destination may focus on the provision of various types of entertainment as the basis of its primary market appeal. While London, New York, Las Vegas, Nashville, and Branson, Missouri, have become classic examples of the providers of entertainment experiences, they are certainly not alone. The essence of this experience is the opportunity for the destination visitor to observe performances that are either well known in themselves or presented by well-known "stars." To the extent that a destination can develop a critical mass of these entertainment experiences, it can position itself as an entertainment-based destination.
- **The Attractions Experience** Certain attractions can become so well known that they can provide the basis of the appeal of an entire destination and indeed may almost become the totality of the destination. Disney World in Florida is undoubtedly the classic example of an attraction that many families feel they must "experience" at least once in the lifetime of the family. Indeed, this attraction experience has become so pervasive that it forms the foundation for most of the tourism industry in the city of Orlando, Florida. It has proven popular in other parts of the world with Disney parks being developed in Japan, France, and Hong Kong.
- **The "Take a Chance" Experience** More commonly referred to as gaming or gambling, the "Take a Chance" experience is designed to appeal to those whose adrenaline is stimulated by the risk taking associated with a broad range of games of chance. Many well-known destinations owe their origin and often their continuing existence to the legalization of activities that fifty years ago were considered both illegal and immoral. Times have

changed, so much that just about every destination wants to add a gaming component to its array of attractions. In the meantime, Las Vegas, Atlantic City, and Monte Carlo continue to maintain their pinnacle positions as providers of this type of experience. The first two, located in North America, combine gaming with entertainment. In contrast, Monte Carlo's European location emphasizes class and eliteness in appealing to a select market segment.

- **The “No Holds Barred” Experience** This experience often has names that are much less socially acceptable. “Sex tourism” was in the past a popular but disguised travel experience that the World Tourism Organization and some governments have now explicitly declared undesirable and even illegal. For many years Club Méditerranée (Club Med) implied that visitors to certain of its many resorts around the globe could expect a vacation free of normal social constraints. The piles of broken glass around nightspots in Spanish seaside resorts following all-night festivities gives evidence to behaviors not normally engaged in by many of their U.K. (and other) guests. And from what seems to be the beginning of time, Mardi Gras in both Rio de Janeiro and New Orleans have attracted both residents and visitors seeking experiences in very specific segments of the market.
- **The “Get to Know Your Global Friends” Experience** This type of experience represents what many feel tourism should be all about: visitation experiences that encourage the visitor to get to know members of the host destination. There are many ways to attempt to achieve this goal, but Ireland has been offering an approach that many consider to be par excellence. For years, the Irish Tourist Board has worked with residents to develop a comprehensive network of

homes that are willing to welcome visitors from around the world to visit not only the house but also, to a certain degree, household members. While admittedly (and necessarily) having multiple dimensions that can be difficult to manage in terms of quality control, it is a “risk” that many visitors consider very worthwhile. Visit the Web site at: <http://www.irishfarmholidays.com>.

- **The “Understand the Real World” Experience** While some may interpret this kind of experience as a version of the adventure experience, it depends on the travelers. This experience implies visitation to a destination in which the traveler is not artificially protected from some of the realities of living that many of the world's residents experience every day. Visits to many regions of Africa, India, China, and Asia in which the visitor does not stay in high-quality hotels, eats the food of the common people, and travels using the local modes of transportation are not for everyone, but they can provide memorable lifetime experiences for those in good physical condition with the right mind-set.
- **The “Volunteer” Experience** A “volunteer” experience is a service-based experience where one helps the host country build a house or church, for example. It is an interactive experience between hosts and visitors in which tourists, for various reasons, volunteer in an organized way to undertake holidays that might involve aiding or alleviating the material poverty of some groups in society, the restoration of certain environments, or research into aspects of society or environment.

DISCUSSION QUESTIONS

1. What travel experiences have you enjoyed?
2. What experience would you most like to enjoy on your next vacation? Why?

that seek to “build a culture of peace through tourism.” In October 1988, the inaugural conference on the theme “Tourism: A Vital Force for Peace” was held in Vancouver, British Columbia, Canada. Some five hundred delegates from sixty-five countries attended. The purpose of the conference was to explore ways in which the world’s hundreds of millions of international travelers could, by increasing interests, improving attitudes, and engaging in various social and other activities, contribute to better mutual **understanding and appreciation**—an important contribution toward world peace.

The conference provided a forum to examine tourism and its many dimensions as a force for peace. It brought recognition that tourism has the potential to be the largest peacetime movement in the history of humankind because tourism involves people: their culture, economy, traditions, heritage, and religion. Tourism provides the contacts that make understanding possible among peoples and cultures. The conference clearly demonstrated that tourism has the potential to make the world a better place in which to live.

One of the outcomes of the conference was distribution of the following.

Credo of the Peaceful Traveler

Grateful for the opportunity to travel and experience the world and because peace begins with the individual, I affirm my personal responsibility and commitment to:

- Journey with an open mind and gentle heart
- Accept with grace and gratitude the diversity I encounter
- Revere and protect the natural environment which sustains all life
- Appreciate all cultures I discover
- Respect and thank my hosts for their welcome
- Offer my hand in friendship to everyone I meet
- Support travel services that share these views and act upon them and,
- By my spirit, words and actions, encourage others to travel the world in peace

Subsequently, two more conferences have been held in Montreal, Quebec, Canada, in 1994, and in Glasgow, Scotland, in 1999. The first Global Summit on Peace Through Tourism was held in Amman, Jordan, in 2000. Following is the declaration that emanated from the Jordan conference.

Amman Declaration on Peace Through Tourism

We the representatives and participants at the Global Summit on Peace Through Tourism, assembled in Amman, Jordan, from 8–11 November 2000 . . .

. . . **recognize** that travel and tourism is a worldwide social and cultural phenomenon, engaging people of all nations as hosts and guests, and as such is one of humanity’s truly global activities.

. . . and that travel and tourism is one of the world’s largest and fastest growing industries, creating one in eleven jobs, contributing to international and regional economic growth, bridging disparities between developed and developing countries, and bringing prosperity which fosters peace.

... and that peace is an essential precondition for travel and tourism and all aspects of human growth and development.

... and the development of tourism as a global vehicle for promoting understanding, trust and goodwill among peoples of the world requires an appropriate political and economic framework.

... Do hereby **declare** our commitment to building a Culture of Peace Through Tourism, and support for the following principles:

1. That tourism is a fundamental human activity engaging social, cultural, religious, economic, educational, environmental, and political values and responsibilities.
2. That the right of people to travel is a fundamental human right which should be exercised without undue restriction including the facilitation of travel for those with disabilities and special needs.
3. That community livelihood should be enhanced and local cohesion encouraged and that all peoples and communities be recognized as being manifestations of a heritage.
4. That human differences be respected and cultural diversity celebrated as a precious human asset and that peaceful relationships among all people be promoted and nurtured through sustainable tourism.
5. That historical monuments and land-marks be protected and where necessary restored and rehabilitated and made accessible to everyone as valuable assets for humanity and legacies for future generations.
6. That the preservation and wise use of the environment, and ecological balance, are essential to the future of tourism, and that ancient wisdoms of Indigenous Peoples and care for the Earth be acknowledged and respected.
7. That the global reach of the tourist industry be utilized in promoting "dialogues on peace" and in bridging the have and have-not societies of the various regions of the world.

... and **acknowledge** the legacy of His Majesty The Late King Hussein of Jordan in laying the foundations of peace in the region and for his effort to make the Hashemite Kingdom of Jordan "a land of peace" and a place of welcome for the peaceful traveler; the commitment of His Majesty King Abdullah II to strengthen and expand King Hussein's Legacy of peace; and to the Government and people of Jordan, for their hospitality and support and their generous contributions to the success of the conference.

... and **commend** the IIPT for giving scope to the vision of peace through tourism and for its untiring effort toward that end, and to the title sponsor and other sponsors and contributors, for advancing the cause of Peace through Tourism.

... and **welcome** the declaration by the United Nations of the International Year for the Culture of Peace (2000) and the International Decade for a Culture of Peace and Non-Violence for the Children of the World (2001–2010).

... and **commit** ourselves to the realization of the goals and objectives as enshrined in the United Nations Declaration of Program of Action on a Culture of Peace through our activities and initiatives.

Adopted at Amman November 11, 2000

May Peace prevail on Earth

Conferences on “Peace Through Tourism” continue to be offered at destinations around the world and address critical tourism issues such as peace, culture, environment, poverty reduction, and sustainable tourism.

The IIPT is a nonprofit organization dedicated to fostering and facilitating tourism initiatives that contribute to international understanding and cooperation, an improved quality of environment, the preservation of heritage, and through these initiatives, helping to bring about a peaceful and sustainable world. It is based on a vision of the world’s largest industry, travel and tourism, becoming the world’s first global peace industry and the belief that every traveler is potentially an “ambassador for peace.” Visit the IIPT Web site at <http://www.iipt.org>.

A Philosophy of Tourism and Peace

Great leaders in many fields have extolled the social benefits to humanity that result from travel. Travel is one of the noblest human occupations. In 550 B.C.E. the famous Greek statesman Solon recommended that we travel “in order to see.” To see is to increase understanding and appreciation of other peoples, other cultures, and other lands. Jason, leader of the Argonauts—those incessant sailors in Greek mythology who were searching for the Golden Fleece—said, “The essential thing is not to live, the essential thing is to navigate.”

Marco Polo became a prince of merchants, papal envoy, governor of a Chinese city, favorite of Kublai Khan, master of exotic languages, war correspondent, and the first travel writer. His book describing his adventures, written in 1298 C.E., established the first bond between East and West. Polo was wonderstruck at splendors that he saw and of which he heard. During the Renaissance, his book was the chief and almost the sole Western source of information on the East.

This brief dip into history and mythology has but one purpose: to emphasize that travel—and written accounts of it in later years—has often done more to create bonds and mutual understanding between various peoples of the world than any other single force throughout civilization’s long existence.

There’s no better way in which to gain a panoramic view of civilization than making a trip around the world. Being a guest for dinner is probably the best way to sense the unity that exists among peoples throughout the world. Here, people joined by blood or friendly spirit gather to break bread under the same roof. A few examples might include a dinner with a Japanese family, marveling at the swift movement of chopsticks gracefully picking rice from small snow-white porcelain bowls. Or a meal with Thais in the floating markets of Bangkok, where sampans loaded with pyramids of tropical fruits, vegetables, and fish ply the klongs (canals) in search of buyers. With Arabs in Tunisia, it may be having a delicious lunch in the shade of a tent out on the Sahara desert, in a landscape of stark, wild beauty, enriched by the lively warm hospitality of these friendly people.

Whatever happens in any home—be it a modest wooden house furnished with straw mats and rice-paper windows in Kyoto, a solemn British mansion on Victoria Hill, a mud hut on the banks of the Nile, a Cape Cod bungalow, or a Rio de Janeiro apartment—being born, living, eating, drinking, resting, and dying are the same the world over. These similarities reflect the basic unity of people. This unity is really well understood by people but, alas, is too often forgotten by nations and their rulers and leaders.

There are many ways in which a traveling family can meet and become acquainted with families in other lands. One of the best known of these plans is the “people-to-people” program. Arrangements can be made by a travel agent through a local contractor, say, in Copenhagen, to provide a program of social contacts and other activities to enrich the visitor’s acquaintanceship and understanding of the Danish people. Arrangements can be made to stay in a private home or to attend a seminar or similar program. Such opportunities can be and are operating in hundreds of places, in many parts of the world. A greater awareness of such possibilities and more widespread use of this type of program would increase understanding, friendship, and appreciation of other people.

A tourist standing on the balcony of a \$100- to \$200-per-day hotel room looking at the passersby below obtains little real knowledge of the people in the country being



Meeting people from other parts of the world and partaking in their culture and customs can be one of the most rewarding aspects of travel. Enjoying a coffee in Morocco is one example.

Photo by the author.

visited. However, if opportunities are readily available for social contacts with locals of that country, increased understanding and appreciation for the people of that area will take place.

Can tourism contribute to peace? If understanding and increased appreciation for other people's way of life, mores, culture, and language make us more a part of a world community, then the answer must be yes. This is especially so if at least casual acquaintance can be made with residents of the host country. Tourism provides a vehicle whereby people from one area become acquainted with people of another. Efforts to build that acquaintance will contribute to understanding, and understanding is at least the first step in creating and maintaining friendly national relationships.

Countries whose leaders understand and encourage tourism are making an effort to improve the personal relationship between their citizens and those of other countries. Although economic considerations may be uppermost, the importance of social contacts is also recognized.

Tourism flourishes in a climate of peace and prosperity. Political unrest, terrorism, wars, depressions, recessions, and civil strife discourage tourism.

Tourism, if properly planned, organized, and managed, can bring understanding, appreciation, prosperity, and a better life to all who are involved. Let it grow and its positive effects increase. Tourism, if not a passport to peace, is at least a worthy effort toward building peace. Wherever and whenever visitor and host meet and greet each other with mutual appreciation, respect, and friendship, a movement toward peace has been made.

The following statement, from a Holiday Inn publication, reflects the goals of tourism:

In today's shrinking world, neighbors are across the ocean, down the continent, and in every corner of the world. Time is different. So is dress, language, even food. But for all to live as neighbors, mankind must understand each other.

Understanding is impossible without communication. That which is unknown often seems forbidding, even wrong. People must learn other ways of life besides their own.

Only travel and communication closes this gap of knowledge. By world tourism it is possible to discover distant neighbors, how they live and think as human beings.

World tourism and understanding go hand in hand. For travel is the way to knowledge. So let everyone do his part, traveling about the earth, keeping his mind and heart open.

And the world will become a better place for all.



In Malaysia, visitors can observe local carvers creating works of art. Such opportunities for interaction increase understanding and awareness.
Photo courtesy of the Malaysia Tourism Promotion Board.

SUMMARY

The cultural expressions of a people are of great interest to most travelers. These include fine arts, music and dance, handicrafts, food and drink, industry and business, agriculture, education, literature and language, science, government, religion, history, and prehistory. Tourists' experiences are enriched when they make a sincere effort to become better acquainted with local people.

Any country or area that seeks to attract tourists must plan and develop facilities and promote programs that invite access to such cultural expressions. A useful concept is "life-seeing tourism," a structured local program that arranges evening visits to local homes by tourists or, alternatively, a plan whereby interested tourists are accommodated for a few days in local homes.

Cultural interpretation in any area that hosts foreign tourists requires bilingual provisions. These include foreign language ability by guides, bilingual signs, labels, and literature.

Examination of the interrelationships of the cultural backgrounds of visitors and cultural expressions of the host society as provided by this chapter should provide useful guidance to hosts.

Because tourism can lead to better understanding among people, it has the potential to contribute to a more peaceful and better world.



KEY CONCEPTS



agriculture	fine arts	literature and language
anthropography	food and drink	music and dance
appreciation	government	peace
appropriate tourism	handicraft	religion
community interpretation	heritage interpretation	science
cultural attractions	history and prehistory	twinning principle
cultural tourism	industry and business	understanding
education	life-seeing tourism	



INTERNET EXERCISES



The Internet sites mentioned in this chapter plus some selected additional sites are listed for your convenience on the companion Web site for this book, www.wiley.com/college/goeldner.

ACTIVITY 1

Site Name: National Geographic Society

URL: <http://www.nationalgeographic.com>

Background Information: The National Geographic Society is propelled by new concerns: the alarming lack of geographic knowledge among our nation's young people and the pressing need to protect the planet's natural resources. The Society continues to develop new and exciting vehicles for broadening their reach and enhancing their ability to get people in touch with the world around them.

Exercise

1. Visit the National Geographic Society and search its database for two destinations you think would have a cultural tourism attraction.

Collect data on these destinations and design an advertisement that would appeal to individuals who have cultural tourism in mind.

ACTIVITY 2

Site Name: International Institute for Peace Through Tourism

URL: <http://www.iipt.org>

Background Information: IIPT is a nonprofit organization dedicated to fostering tourism initiatives that contribute to international understanding and cooperation, an improved quality of environment, and the preservation of heritage. Through these initiatives, IIPT helps bring about a peaceful and sustainable world.

Exercises

1. Does tourism have a role in building bridges of understanding between countries, civilizations, cultures, and religions?
2. What can IIPT do to reduce poverty?

 **QUESTIONS FOR REVIEW AND DISCUSSION** 

1. Evaluate culture as a travel motivator.
2. What do you see as the appeal of cultural similarities and cultural differences as motivation to travel to various destinations?
3. Give an example of a cultural experience that would be most satisfying to a visitor in a country much different from his or her own.
4. Create a life-seeing tourism program in your community.
5. What type of life-seeing experience would you particularly enjoy?
6. How much cultural difference can most tourists tolerate? Give examples.
7. Identify some of the rewards that international travel can bring to a perceptive, sensitive traveler.
8. For what reasons did the minister of tourism for the Bahamas promote their People-to-People Program?
9. Referring to question 8, identify some other countries where a similar program would be equally successful.
10. A philosopher states that culture is what we know. Research changes our viewpoint. Thus new discoveries make us change. Do you agree?
11. Does your community possess some distinctive cultural attraction?
12. In what way can world peace be enhanced by tourism?

 **CASE PROBLEMS** 

1. An attractive lakeside community of five thousand persons is presently a popular tourist center, primarily because of its appeal to sports enthusiasts and its proximity to a magnificent state park. However, tourist expenditures are low, principally because of the lack of entertainment in the community. The movie theater closed three years ago, and there is virtually no entertainment except that to be found in a couple of beer taverns. The town and surrounding countryside are rich in history, but the only museum is a small one in the front part of a bar. How could a museum and other entertainment be provided?
2. As the director of an area tourism organization, you have been approached by a fine arts group to consider the feasibility of promoting a Shakespearean festival in your community similar to the long-established festival at Stratford, Ontario, Canada. What factors would you consider in evaluating this request, and how would you work with your state and national tourism organizations to determine how this cultural event could be publicized?

CHAPTER 11

Sociology of Tourism

LEARNING OBJECTIVES

- Appreciate the inordinate social impact that travel experiences make on the individual, the family or group, and society as a whole—especially the host society.
- Recognize that a country's indigenous population may resent the presence of visitors, especially in large numbers. Also recognize that the influence of these visitors may be considered detrimental, both socially and economically.
- Discover that travel patterns change with changing life characteristics and social class.
- Become familiar with the concept of social tourism and its importance in various countries.



It is the uniqueness of travel experiences that have an impact on people. While playing chess may not be all that unique, it is not very often that a family will play the game using “giant pieces” such as those found at the North Carolina Botanical Garden in Chapel Hill. Checkmate! *Photo courtesy of Chapel Hill/Orange County Visitors Bureau.*

INTRODUCTION

Sociology is the science of society, social institutions, and social relationships. Visitors to a community or area create social relationships that typically differ greatly from the affiliations among the indigenous population. In this chapter we identify and evaluate tourist-host relationships and prescribe methods of managing these to create significant advantages for both groups. The ultimate effects of travel experiences on the population in areas of origin as well as in places of destination should determine to what extent societies encourage or discourage tourism.

EFFECTS ON THE INDIVIDUAL

Someone who travels, particularly to a strange location, finds an environment that is unfamiliar, not only geographically but also personally, socially, and culturally. Thus the traveler faces problems for which a solution must be found if the trip is to be fully enjoyable and rewarding. Travelers must manage their resources of money and time in situations much different from those at home. They also must manage their social interactions and social relations to obtain sustenance, shelter, and other needs and possibly to find companionship. Determining the extent of the **cultural distance**, they may wish to maintain results in decisions as to just how unfamiliar the traveler wants his or her environment away from home base to be. People who travel do so with different degrees of contact with the new cultures in which they may find themselves. Life-seeing tourism, for example, is a structured method for those who wish deeper immersion in local ways of life to acquire such enrichment. Some travelers prefer a more selective contact experience, such as might be arranged by a tour company. Tours designed around cultural subjects and experiences such as an anthropological study tour or participation in an arts and crafts festival are examples. Regardless of the degree of local participation, the individual traveler must at least superficially study the country to be visited and reach some level of decision on how these problems in environmental differences are to be resolved. Advance preparation is an intelligent approach. Travel experiences have a profound effect on the traveler as well as on society, because travel experiences often are among the most outstanding memories in the traveler's life.

EFFECTS ON THE FAMILY

As a **family** is growing and the children are maturing, the trips taken as a family are highlights of any year. The excitement of preparation and anticipation and the actual travel experience are memorable occasions of family life. Travels with a measure of



Family vacations, as we have seen, are a mainstay of tourism as beaches and sun are mainstays of family vacations. Here we observe the traditional family sharing of sun and sand. *Photo courtesy of Panama City Beach Convention and Visitors Bureau.*

adventure are likely to be the most memorable. Family travel may also be educational. The more purposeful and educational a trip becomes, the more beneficial it is. Study before taking the trip and expert travel counseling greatly add to a maximization of the trip's benefits.

EFFECTS ON SOCIETY

Travel has a significant influence on national understanding and appreciation of other people. Government policies in progressive and enlightened nations encourage travel, particularly domestic travel, as a means of acquainting citizens with other parts of their country and building appreciation for the homeland.

The presence of visitors in a country affects the living patterns of indigenous peoples. The way visitors conduct themselves and their personal relationships with citizens of the host country often has a profound effect on the mode of life and attitudes of local people. Probably the most pronounced effects of this phenomenon are noted when visitors from North America or Western Europe travel in an emerging country that has a primitive culture or a culture characterized by a low (economic) standard of living and an unsophisticated population. The visitor is influenced by the contrast

in culture. Generally, however, this brings about an increased appreciation for qualities of life in the society visited that may not be present at home.

A favorable situation exists when visitors and residents of the host country mingle socially and become better acquainted. This greatly increases the awareness of one another's character and qualities, building appreciation and respect in both groups.

Tourism: Security and Crime

Unfortunately, tourists can be easy prey for criminals. Tourists do not know about dangerous areas or local situations in which they might be very vulnerable to violent crimes. They become easy marks for robbers and other offenders because they are readily identified and are usually not very well equipped to ward off an attack.

Sometimes popular tourist attractions such as parks or beaches are within walking distance from hotel areas. However, a walking tour from the hotel may bring the tourist into a high-crime area lying directly in the path taken to reach this attraction. If such high-crime areas exist, active efforts must be made to inform visitors and guests. Hotels and others that publish maps of walking tours should route such tours into safe areas only. Also, they should warn guests of the danger that could arise if the visitor undertakes certain activities.

Crimes against tourists result in bad publicity and create a negative image in the minds of prospective visitors. Thus, tour companies tend to avoid destinations that have the reputation for crimes against tourists. Eventually, no matter how much effort is applied to publicize the area's benefits and visitor rewards, decreasing popularity will result in failure.

Pizam, Reichel, and Shieh found that tourism expenditures had a negligible effect on crime.¹ However, they suggested that tourism could be considered a potential determinant of crime, negatively affecting the quality of the environment. The tourist industry cannot be held responsible for the occurrence of crime. But one must be aware that tourists are a potential target of crime. Protecting them from offenders is essential to the survival and growth of the industry.

Resentments

Resentment by local people toward the tourist can be generated by the apparent gap in economic circumstances, behavioral patterns, appearance, and economic effects. Resentment of visitors is not uncommon in areas where there is conflict of interests because of tourists. For example, in North America, local people may resent visiting sports enthusiasts because they are "shooting our deer" or "catching our fish." The demand by tourists for goods may tend to increase prices and cause bad feelings.

¹Abraham Pizam, Arie Reichel, and Chia Fian Shieh, "Tourism and Crime: Is There a Relationship?" *Journal of Travel Research*, Vol. 20, No. 3 (Winter 1982), pp. 7–10.

Another form of resentment may result in a feeling of inferiority among indigenous groups because of unfavorable contrasts with foreign visitors. Local persons employed in the service industries catering to visitors may be better paid and thus exhibit feelings of superiority toward their less fortunate fellow citizens. This creates a poor attitude toward the entire visitor industry.

Financial dislocations can also occur. While a tourist may give a young bellhop a dollar tip for delivering bags, the bellhop's father may be working out in the fields as a farm laborer for a total daily wage of only a dollar or a dollar and a half.

As a rule, both hosts and guests in any society can learn from one another. Beneficial social contact and planned visits to observe local life and culture do much to build appreciation for the indigenous culture. At the same time, the visitors' interest in indigenous ways of life increases the local people's respect for the visitors and gives them a feeling of pride in their own accomplishments. Tourism often facilitates a transition from rigid authoritarian social structure to one that is more sensitive to the individual's needs. When societies are "closed" from outside influences, they tend to become rigid. By encouraging visitors, this policy is changed to a more moderate one, for the benefit of hosts and guests. The preservation of wildlife sanctuaries and parks as well as national monuments and other cultural resources is often encouraged when tourism begins to be a force in the society.

One-to-one interaction between hosts and guests can break down stereotypes, or the act of categorizing groups of people based on a single dimension. By "labeling"



Nothing hits the spot like an ice cream cone when on a family vacation. *Photo courtesy of Wisconsin Department of Tourism.*

people, often erroneously, individualism is lost. When a visitor gets to know people personally and is aware of their problems, hopes, and ways in which they are making life more pleasant, this visitor becomes much more sensitive to the universality of humankind. It is much easier to distrust and dislike indistinguishable groups of people than to distrust and dislike individuals one has come to know personally.

Some problems are often rooted in economic problems, such as unemployment or underemployment. The economic contributions of tourism can help to moderate such social difficulties. **Negative social effects on a host society** have been identified as follows:

1. Introduction of undesirable activities, such as gambling, prostitution, drunkenness, and other excesses
2. The so-called demonstration effect of local people wanting the same luxuries and imported goods as those indulged in by tourists
3. Racial tension, particularly where there are very obvious racial differences between tourists and their hosts
4. Development of a servile attitude on the part of tourist business employees
5. “Trinketization” of crafts and art to produce volumes of souvenirs for the tourist trade
6. Standardization of employee roles such as the international waiter—the same type of person in every country
7. Loss of cultural pride, if the culture is viewed by the visitor as a quaint custom or as entertainment
8. Too-rapid change in local ways of life because of being overwhelmed by too many tourists
9. Disproportionate numbers of workers in low-paid, menial jobs characteristic of much hotel and restaurant employment

Many, if not all, of these negative effects can be moderated or eliminated by intelligent planning and progressive management methods. Tourism can be developed in ways that will not impose such a heavy social cost. Strict control of land use by **zoning** and building codes, enlightened policies on the part of the minister of tourism or similar official organization, and proper phasing of supply components, such as infrastructure and superstructure, to match supply with demand for orderly development are some of the measures needed. Education and good public relations programs can accomplish much. Enforcing proper standards of quality in the marketing of local arts and crafts can actually enhance and “rescue” such skills from oblivion. As cited in the book *Hosts and Guests*,² the creative skills of America’s Indians of the Southwest were kept alive, enhanced, encouraged, and ultimately expanded to provide tourists with authentic Indian

²Valene L. Smith (ed.), *Hosts and Guests* (Philadelphia: University of Pennsylvania Press, 1977), p. 176.

rugs and turquoise jewelry particularly, but other crafts as well. Fred Harvey, founder of the Fred Harvey Company, is credited with encouraging Indians to continue these attractive crafts so that he could market them in his hotels, restaurants, and gift shops.

Changing Population and Travel Interests

People change, group attitudes change, and populations change. All these factors affect travel interests. Travel interests also change. Some countries grow in travel popularity; others wane. World events tend to focus public attention on particular countries or regions of the world. Examples are the emergence of Japan and Korea as travel destinations following World War II and the Korean War, and interest in visiting the Caribbean area, as well as Israel, Spain, Morocco, and east Africa. Currently, travel to China and Australia is of great interest. There is an old saying among travel promoters that "mass follows class." This has been proven beyond a doubt. Travel-page publicity concerning prominent persons visiting a particular area inevitably produces a growth of interest in the area and subsequent increases in demand for travel to such well-publicized areas.

The growth of communication systems, particularly network and cable television, has broadened the scope of people's interests in other lands and other peoples. To be able to see, as well as hear, has a powerful impact on the viewer's mind and provides acquaintanceship with conditions in another country, and this viewer may develop a desire for a visit. As communications resources grow, awareness and interest also grow.

LIFE CHARACTERISTICS AND TRAVEL

Rising standards of living, changes in the population age composition, the increasing levels of educational attainment, better communication, increased social consciousness of people relating to the welfare and activities of other people throughout the world, and the psychological shrinking of the world by the jet plane have combined to produce an interest among nations in all other nations.

Travel Patterns Related to Age

With age (late sixties and upward), the traveler may become more passive. Family recreation patterns are associated with life stages of the family. The presence of young children tends to reduce the number of trips taken, whereas married couples with no children are among the best travel prospects. As the children mature, however, families increase their travel activities, and families with children between the ages of fifteen and seventeen have a much higher family travel pattern than do those with younger children. As the children grow up and leave home, the married couple (again without children) renews interest in travel. Also, couples in this life stage are more likely to have more discretionary income and are financially able to afford more travel. Persons living in urban centers are more travel inclined than are those in rural areas.

Senior Citizen Market

A major trend is the growth of the over-sixty-five senior citizen market and the semi-senior citizen market—that is, those over fifty-five years old. Many have dubbed this the mature market, senior market, retirement market, or elderly market. Others look at it as the fifty-plus market because fifty is the age for membership in AARP (formerly the American Association of Retired Persons).

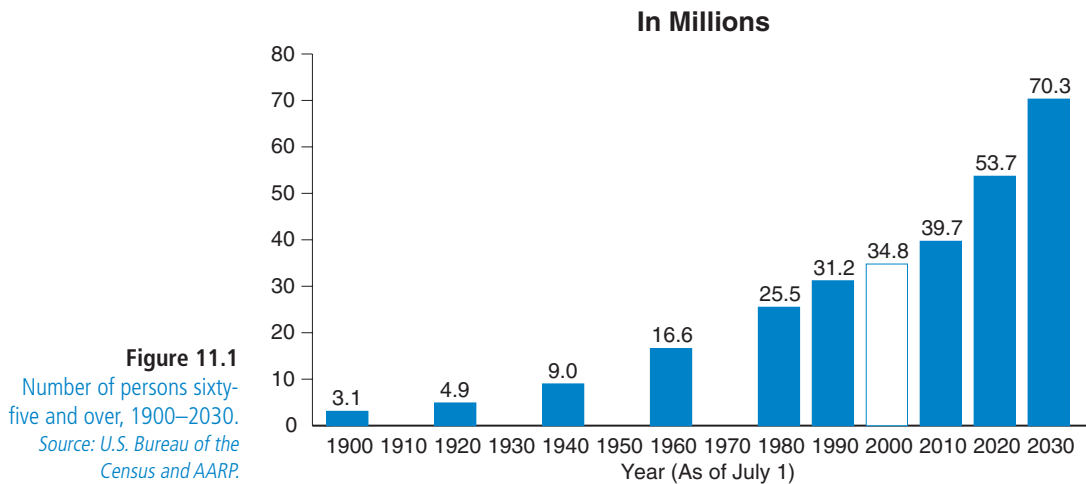
Whatever this market is called, it is an important and growing market. The over-sixty-five group totaled 25.5 million in 1980, 31.2 million in 1990, and 34.8 million in 2000. Then, because of the small number of births during the Great Depression, the group will grow more slowly to 39.7 million in 2010. After that, it is expected to grow rapidly to 70.3 million in 2030 as the baby boomers reach this age (see Figure 11.1).

Income

Buying power is another factor for the tourism manager to consider. People must have buying power to create a market. There is no question that a large and increasing percentage of the population today has sufficient discretionary **income** to finance business and pleasure travel, although some families may be limited to inexpensive trips. The frequency of travel and the magnitude of travel expenditures increase rapidly as



To reflect the travel patterns of different age groups, some cruise lines offer special cruises and trips for those with specific interests. *Photo courtesy of Carnival Cruise Lines.*



income increases. All travel surveys, whether conducted by the Census Bureau, the Travel Industry Association (TIA), market research firms, or the media, show a direct relationship between family income and the incidence of travel. The greater the income, the more likely a household will travel. The affluent spend more on just about everything, but spending on travel is particularly strong. The value placed on time increases with household income, which is one of the reasons air travel attracts the higher-income consumer.

How the travel dollar is spent obviously depends on income. When the income of the population is divided into fifths, less than 33 percent of the lowest fifth report an expenditure for travel, whereas 85 percent of those in the top fifth report a travel expenditure. Almost half of all consumer spending for vacation and pleasure trips comes from households in the top fifth of the income scale. The affluent spend more on lodging, all-expense-paid tours, food, and shopping, but transportation expenditures are a smaller share of their total travel outlays than with those at the bottom of the income scale—32 percent versus 43 percent. This results from the fact that it is more difficult to economize on transportation than on food, lodging, and miscellaneous expenses.³

If current trends continue, the U.S. population will become wealthier. The Bureau of the Census reports that real median household income was \$46,242 in 2005. Per capita income was \$25,035. In addition to a rise in real wage rates, an exceedingly important factor was the growth in dual wage earners. The increase in the number of women who work outside the home has been dramatic and has boosted household income. The U.S. Census Bureau estimates that 68.6 percent of wives worked in 2003 compared with less than 45 percent in 1975. Married-couple families with both parents employed is just over 64 percent. As incomes increase, it bodes well for travel,

³Fabian Linden, "The Business of Vacation Traveling," *Across the Board*, Vol. 27, No. 4 (April 1980), pp. 72–75.

but with husbands and wives both working, it may be more difficult to find time for travel and vacation. It is believed that this is one of the reasons for the trend toward shorter and more frequent vacations.

Travel expenditures historically have been income elastic; consequently, as per capita real incomes continue to rise, consumers should spend an increasing proportion of their incomes on travel. Besides making more trips in the future, increasing numbers of consumers can be expected to choose air travel over other modes of travel. Income and education are closely correlated. We discuss this relationship below.

Education

Another factor deserving attention from tourism managers is education, because it tends to broaden people's interests and thus stimulate travel. People with college educations take more pleasure trips than do those with high school educations, and those with high school educations take more trips than do those with grade school educations. Educators are forecasting continued increases in the average educational level, which would result in a continued positive impact on pleasure travel.

Studies uniformly show that well-educated individuals account for the most travel and the most dollars spent for vacation and pleasure trips. Only about 50 percent of the homes where the household head did not earn a high school diploma report an expenditure for vacation trips. Where the head holds a high school diploma, about 65 percent report vacation expenditures; where the head has some college, 75 percent spend on vacations; and where the head has a degree, 85 percent report vacation expenditures. Income accompanies education as an important factor. In the approximately 35 percent of the homes where the head of the household has had some college, approximately 55 percent of the expenditures for vacation travel are made. Where the head has more than four years of college, vacation expenditures run two to three times the U.S. average. There appears to be no question that increased education levels heighten the propensity to travel; and with expanding higher education levels within the population, air travel should also expand.

The nation's educational level continues to rise. Fifty years ago, a high school diploma was nearly as rare a credential as a four-year college degree is today. As of 2005, 84.2 percent of all adults twenty-five years of age and older had completed four years of high school. The proportion of the population completing college has also increased considerably. In 1960, only 9.7 percent of men and 5.8 percent of women had completed college. In 2002, the proportion of persons twenty-five and over completing four years of college or more grew, so that 27.2 percent of men and 25.1 percent of women were college graduates. Today, the majority of college students (56.6 percent) are women.⁴ Education is closely correlated with income and occupation, so the rising level of education should help to increase the demand for travel.

⁴U.S. Bureau of the Census, *Statistical Abstract of the United States: 2007*, 126th ed. (Washington, D.C.: U.S. Government Printing Office, 2006).



The front porch of the Chalfonte seaside summer hotel, Cape May, New Jersey, invites the tourist to rock and relax.
Photo Courtesy of the Chalfonte.

Travel and the Handicapped

In the United States alone, there are about 50 million physically **handicapped** people—more than twice the total population of Australia.⁵ This group constitutes an excellent potential market for travel if the facilities and arrangements are suitable for their use and enjoyment. Woodside and Etzel made a study of the degree to which physical and mental conditions restricted travel activities by households and how households with one or more handicapped persons were likely to adjust their vacation travel behavior.⁶

Findings in Table 11.1 indicate that many of the physical or mental conditions that limit travel (such as heart condition or diabetes) are unobservable by other travelers or by employees of tourist facilities. But this high percentage of disabled persons creates a substantial potential for emergency situations, and the planning and management of travel equipment and facilities must aim for a major reduction or elimination of such possibilities.

⁵John J. Burnett and Heather B. Baker, "Assessing the Travel-Related Behaviors of the Mobility-Disabled Consumer," *Journal of Travel Research*, Vol. 40, No. 1 (August 2001), pp. 4–11.

⁶Arch G. Woodside and Michael J. Etzel, "Impact of Physical and Mental Handicaps on Vacation Travel Behavior," *Journal of Travel Research*, Vol. 18, No. 3 (Winter 1980), pp. 9–11.

TABLE 11.1 Physical or Mental Conditions Limiting Travel

Condition	Number of Conditions	Percentage of Respondents
Heart condition	20	33
Crutches	6	10
Old age	5	8
Wheelchair	3	5
Stroke victim	3	5
Recent major surgery	3	5
Diabetes	3	5
Leg braces	2	3
Blindness	2	3
Other ^a	15	23
	62	100
		(n = 60)

^aFor example, phobia of mountains, mental retardation, pregnancy, bad leg, dizziness, sprained back, flu, and stomach virus.

TABLE 11.2 Number of Nights Away from Home (as a Percentage of Total)

Nights	Travel Parties	
	With Handicapped Persons, %	Without Handicapped Persons, %
1–3	37	42
4–6	24	31
7–9	15	15
10–12	5	5
13–15	7	3
16 or more	12	4
Number of respondents	60	530

The effect of the presence of handicapped persons in a family on lengths of stays is summarized in Table 11.2. The number of nights away from home differed considerably between those traveling with handicapped persons and those traveling without handicapped persons.

Many households reported little difficulty in using accommodations, because of careful planning before making the trip. The majority of difficulties encountered seemed to be at recreational facilities.

In a later study, Burnett and Baker found that the disabled represent the largest and fastest-growing market segment. These consumers, while not wealthy, have adequate resources to travel several times per year, especially for the purpose of vacations, family visits, and medical care. It is necessary to recognize that as is the case with any consumer group, much is to be learned if the group is considered as being made up of segments rather than being homogeneous. Historically, individuals with disabilities have been categorized by either their medical conditions or their level of self-sufficiency. Severe, moderate, or minor are the common disability classifications. Of the three subgroups, the more severe the mobility disability, the more special attention is needed. The severely disabled are seeking a quiet and peaceful destination that allows them to be independent and that provides easy access. Travel suppliers should know that the moderately and severely disabled use only two modes of transportation: car or van and air. Mobility-disabled consumers are very loyal to destination hotels, motels, and resorts that are sensitive to their needs while not being patronizing.⁷

Americans with Disabilities Act

Substantial improvements have been made by the tourist industry to serve this segment of the market over the years. Activity accelerated with the enactment of the Americans with Disabilities Act (ADA) on July 26, 1990. ADA contains five titles, or sections: Employment, Public Services, Public Accommodations and Services Operated by Private Entities, Telecommunications, and Miscellaneous Provisions. Included in these titles are mandates for accessible public transit and complementary paratransit; accessible intercity (Amtrak) and commuter rail; accessible stations; accessible public accommodation (private entities), including inns, hotels, motels, restaurants, bars, theaters, concert halls, auditoriums, convention centers, all kinds of stores, service establishments, offices, terminals and depots, museums, libraries, galleries, schools, and so on; and telecommunications relay services for hearing- and speech-impaired persons.

Although the act is not specifically a travel law, travel agencies, lodging establishments, motorcoach operators, museums, and restaurants fall into the broad category of public accommodations that are required to make their facilities accessible to disabled persons. As the U.S. Justice Department and Transportation Department issue final regulations and firms comply, easier travel for the disabled will result.

⁷Burnett and Baker, "Assessing the Travel-Related Behaviors of the Mobility-Disabled Consumer," pp. 6–11.



The American with Disabilities Act (ADA) now makes it easier for handicapped persons to enjoy travel.
Copyright © 2001 Amtrak. Photo provided as a courtesy by Amtrak.

The Society for Accessible Travel and Hospitality

The Society of Accessible Travel and Hospitality (SATH), founded in 1976 as the Society for Advancement of Travel for the Handicapped, is an educational, nonprofit membership organization whose mission is to raise awareness of the needs of all travelers with disabilities, remove physical and attitudinal barriers to free access, and expand travel opportunities in the United States and abroad. Members include travel professionals, consumers with disabilities, and other individuals and corporations who support this mission.

SATH has a well-established record in representing the interests of persons with disabilities. SATH participated in the writing of the regulations for the Americans with Disabilities Act and the Air Carriers Access Act, as well as Resolutions 700 and 1700 of the International Air Transport Association. A Code of Conduct toward travelers with disabilities written by SATH was adopted by the World Tourism Organization in 1991. SATH has also lobbied for legislative change in the European Community and assisted numerous governments to develop national access guidelines.

To raise awareness and provide detailed training on how to serve and market to travelers with disabilities, SATH organizes conferences and provides speakers and panels for other industry associations such as American Society of Travel Agents, National Tourism Association, International Institute for Peace Through Tourism, and Travel Industry Association of America. SATH has sponsored the World Congress for Travelers with Disabilities and the Mature since 1977. It also sponsors Travelers with Disabilities Awareness Week, created in 1990 by SATH founder Murray Vidockler, CTC, to commemorate the ADA.

Since its inception, SATH has served as a clearinghouse for access information. SATH's travel magazine, *Open World*, features inspiring articles by travelers with disabilities and updates on destinations, cruises, Web sites, legislation, and more. The SATH Web site (<http://www.sath.org>) is geared to consumers.

EMERGENCE OF GROUP TRAVEL PATTERNS

Travel Clubs

Travel clubs are groups of people, sometimes with a common interest (if only in travel), who have formed travel organizations for their mutual benefit. For example, some purchase an aircraft and then arrange trips for their members. Others join international membership clubs such as Club Méditerranée, which owns resort properties in many countries and provides package-type holidays at usually modest cost.

Low-Priced Group Travel

Many tour companies cater to common-interest groups, such as the members of a religious group or professional or work group. A tour is arranged, often at reasonable cost, and is promoted to members of the group.

Public Carrier Group Rates and Arrangements

Airlines and other public carriers make special rates available for groups; a common number is ten or fifteen at discounted rates. A free ticket is issued to the group's escort or leader. Chartering all or part of a public transportation vehicle, aircraft, or ship is also a special effort on the part of the carrier to accommodate travel groups.

Incentive Tours

One of the fastest-growing group arrangements is that of incentive tours provided by a company to members who are successful in achieving some objective, usually

a sales goal. Spouses are often included on these tours. At the destination, the group is sometimes asked to review new products and receive some company indoctrination.

Special-Interest Tours

Special-interest group travel is another segment growing in importance. Tours are arranged for those interested in agriculture, archaeology, architecture, art, bird-watching, business, castles and palaces, ethnic studies, fall foliage, festivals, fishing, flower arranging, gardening, gems and minerals, golf, history, hunting, industry, literature, music, nature, opera, photography, professional interests, psychic research, safaris, skiing, scuba diving, social studies, sports, study, theater, and wine, to name a few examples. Social and fraternal organizations also are traveling more in groups. Some private clubs are taking group trips. Some are extensive trips around the world or trips lasting up to sixty days. Women's groups, social groups, youth groups, alumni, and professional societies commonly take extended trips together as a group. Preconvention and post-convention trips are also popular.



Special hobbies and interests such as fishing provide a strong motivation for travel. These two fishermen are clearly taking pride in the results of their efforts. According to the National Sporting Goods Association, fishing is enjoyed by 40.6 million people annually. *Photo courtesy of Wisconsin Department of Tourism.*

 GLOBAL INSIGHT 

Dark Tourism

Dark tourism is a rather perverse view of the world in the eyes of many. Based on the defining book by John Lennon and Malcolm Foley,⁸ the term *dark tourism* refers to the “attraction of death and disaster”—or more specifically perhaps, those sites where death and disaster have occurred and that attract tourists. Auschwitz, the German death camp, is probably the most infamous of all dark tourism sites. Despite its reputation, Dachau, near Munich, is the most important in terms of visitation, with more than 900,000 visitors per year.

Both Auschwitz and Dachau have spawned a number of memorial sites associated with Nazism and the Jewish Holocaust. While many sites are located behind the former Iron Curtain, there is a growing effort by the Jewish community and others to build parallel memorials in many other countries. Just as the Holocaust museums are highly popular in tourism terms, they are followed closely by remnants of the Berlin Wall and, more recently, Ground Zero in New York.

The definition of dark tourism may also be expanded to include sites where killing wars are currently being conducted. Iraq and Afghanistan are such examples, where both worldwide media and the truly adventurous tourists are drawn to the “action.” Lesser-known dark attractions include sites where hangings or executions are to occur, are occurring, or have occurred.

As emphasized by the Tourism Society, the area of dark tourism has become a fascinating and important subject for research regarding its implications for the tourism industry and its fundamental relationships within the cultural condition of society as a whole. Despite this elevation to academic status, dark tourism must still be viewed as perverse by nature.

DISCUSSION QUESTIONS

1. What is dark tourism?
2. Why has dark tourism been growing in sites and popularity?

⁸ John Lennon and Malcolm Foley, *Dark Tourism: The Attraction of Death and Disaster* (London: Continuum International Publishing Group, 2000), p. 40.

SOCIAL (SUBSIDIZED) TOURISM

Although there is as yet no agreed definition of **social tourism**, there has been considerable study of the question. W. Hunziker at the Second Congress of Social Tourism held at Vienna and Salzburg in 1959 proposed the following definition: “Social tourism is a type of tourism practiced by low income groups, and which is rendered possible and facilitated by entirely separate and therefore easily recognizable services.” Another definition, that of M. Andre Poplimont, is as follows: “Social tourism is a type of tourism practiced by those who would not be able to meet the cost without social intervention, that is, without the assistance of an association to which the individual belongs.”

From these definitions and from the reports of the three International Congresses on Social Tourism, it is clear that certain elements may be described. First is the idea of "limited means." Second, social tourism is subsidized by the states, local authorities, employers, trade unions, clubs, or other associations to which the worker belongs. Third, it involves travel outside the normal place of residence, preferably to a different environment that is usually within the tourist's own country or sometimes to a country nearby.

Holidays with Pay

Paid holidays are now established all over the world, and in most countries a minimum duration (one, two, or three weeks) is specified either by law or by collective agreement. Some, however, consider this institution only a first stage, and they believe that attention should now be turned to the way in which these holidays are used. Great subjects of discussion by twentieth-century sociologists are: (1) the use of the increased leisure time now available to workers, and (2) the cultural and educational development that such leisure time makes possible.

Large numbers of workers are obliged to spend their holidays at home, partly because of their lack of means or tourist experience and partly because of lack of information, transport difficulties, or shortage of suitable accommodation. Organized social tourism, if efficiently managed, can overcome most of these problems: finance through subsidies and savings schemes, experience and information through contacts elsewhere in the country concerned or abroad, transportation through package deals with carriers, and accommodation through contracts with resorts. Thus, organizations can bring tourism within the reach of many who would otherwise be unable to travel. There will be some, however, who for reasons of age, health, family responsibility, or disinclination are unwilling to join in such holidays even when all arrangements are made for them.

Determination of Needs

Some countries carry out research in this field. In Belgium, almost 60 percent of the respondents to an inquiry preferred a continuous stay to moving from place to place, but this preference was more marked among older people than among younger ones. In the Netherlands, another inquiry revealed that about a million holidaymakers preferred not to rely on the hospitality of relatives if other facilities within their means were provided. It was evident that existing facilities of this kind were inadequate.

It was also found that the tendency to take holidays away from home was increasing and that more attention should be given to the educational and cultural aspects of tourism. Studies in France and Italy have found orders of preference among the

countryside, the seaside, the mountains, health resorts, and other places; and in Sweden and Italy, inquiries have been carried out into the types of accommodations favored.

Examples of Social Tourism

Leysin, in Switzerland, is one of the best-known examples of holiday centers for social tourism. Originally a famous health resort, advances in medicine meant that its clientele would gradually diminish; but with the cooperation of certain organizations, including the Caisse Suisse de Voyage, the resort was adapted to attract a new type of tourist. A small golf course, a swimming pool, tennis courts, and arrangements for skiing were established, and sanatoria and hotels were converted to meet the new demands. A publicity campaign was begun, and in its first year, over two thousand tourists arrived and spent more than fifty thousand bed-nights in the resort. Camping and staying at hostels are popular with younger tourists and also with families. In recent years, there has been a considerable development of recreation vehicle (RV) camps, particularly in Great Britain. Camping has the advantage of being one of the least expensive forms of holiday and makes possible more mobility. Financial aid is given to camps by the state in France and other countries. In Greece, camps are operated by some large industrial firms for the benefit of their employees, and in most countries, they are run by camping clubs and youth associations.

In 1999, the French government set up an official state-funded agency to help French tourist resorts fill vacant beds with up to one thousand unemployed or otherwise struggling citizens. Supporters claim that the right to leisure is as important a human value as the right to housing, education, and medical care.

Provision of Information

In the development of social tourism, other problems arise, but these are largely common to tourism in general. The provision of information, however, deserves brief mention here, because many of the beneficiaries of social tourism will have little knowledge of the special attractions of different resorts. In some countries, government authorities, trade unions, national tourist organizations, and other bodies have given attention to this question. In the United States, for example, there are tourist information offices in the large cities, and publications are issued advising workers how they can spend their holidays. In Canada, bulletins are sent to the trade union offices and other organizations.

To date, most progress has been made in domestic tourism only; and although many workers are already traveling abroad, there is great opportunity for joint action between the official travel organizations of different states. Proposals have been made in some regions regarding how best to promote foreign travel by lower-income groups, and the Argentine national tourist organization has invited corresponding bodies in other South American states to arrange programs on a reciprocal basis.

SUMMARY OF THE PRINCIPAL SOCIAL EFFECTS OF TOURISM

1. The vacation and special business trips a person takes are often among life's most vivid memories.
2. For families, vacation trips taken together are among the highlights of the year's activities.
3. The presence of visitors in a particular area can affect the living patterns of local people. The extent to which a local population is affected depends on the diversity of the mixing groups, including factors such as obvious differences in wealth, habits, appearance, and behavior.
4. On a national basis, people of a particular country can have their lives changed by tourism, particularly if there are large numbers of tourists in proportion to the indigenous population. Visitors may influence ways of dressing, consumption patterns, desire for products used by tourists, sexual freedoms, and a broadening outlook on the world.
5. For both hosts and guests, the most satisfying relationships are formed when they can meet and interact socially at a gathering such as a reception, a tea, or a cultural event; in "people-to-people" programs (home visitation); or in life-seeing tourism (a structured learning-leisure program).
6. Tourism's effects on crime are negligible, but tourists can become easy victims of crime. Hosts must help them avoid dangerous places and areas.
7. Resentment of visitors by local (indigenous) people can occur. There may be conflicts over the use (or abuse) of local facilities and resources. Consumer prices may rise during the "tourist season."
8. Extensive tourism development can bring about undesirable social effects such as increased prostitution, gambling, drunkenness, rowdiness, unwanted noise, congestion, and other excesses.
9. Domestic and international tourism increases for people in a country that has a rising standard of living, a population age distribution favoring young adults or young marrieds with no children, and an increasing population of older, affluent adults.
10. People living in cities are more interested in travel than those living in small towns or rural areas.
11. Wealthy people and those in higher social classes are greatly inclined to travel.
12. Increase in the educational level in a population brings about an increase in travel.
13. Catering to handicapped persons substantially increases markets.
14. Group travel and tours are popular ways to travel.
15. Social tourism is a form of travel wherein the cost is subsidized by the traveler's trade union, government, public carrier, hotel, or association.
16. Travelers thus assisted are in low-income groups or older age groups, or they are workers in organizations authorized to receive such subsidies or vacation bonuses.

THE INTERNATIONAL TOURIST

International travel largely emanates from countries with a comparatively high standard of living, with high rates of economic growth, and with social systems characterized by declining inequality of incomes and a sizable urban population. In addition, these international travelers come from countries where large-scale industry and commerce comprise the foundations of the economy and where the communications and information environment is dominated by the mass media. The international market is largely made up of middle-income people, including the more prosperous minority of the working class, who normally live in large cities and earn their living in managerial, professional, white-collar, supervisory, and skilled occupations.

There are four extremes relating to the preferences of the international tourist: (1) complete relaxation to constant activity, (2) traveling close to one's home environment to a totally strange environment, (3) complete dependence on group travel to traveling alone, and (4) order to disorder. These extremes are not completely separate, and most travelers may have any number of combinations on any given trip. For example, a traveler may take a peaceful river cruise and then enjoy a strenuous swim.

Relaxation versus Activity

Historically, the first wave of mass international travel (the interwar and postwar years) occurred at a time when there was a sharp differentiation between work and leisure and when the workweek for most people, including the middle class, was long and exhausting. Under these circumstances, it was not surprising that the demand concentrated on holidays that offered relaxation, recuperation, and rest. Essentially they provided an opportunity for winding down and getting fit for the next forty-nine weeks of arduous activity. Since then, the balance between work and leisure has shifted sharply in favor of the latter. Usually the weekend is free, and the annual holiday leave for some workers has been lengthened. In other words, over the past decades, people have become used to greater slices of leisure time. Relaxation is possible throughout the year, and there is less need to use a holiday exclusively for this purpose.

With the arrival of year-round leisure, there seems to be a surfeit of opportunities for relaxation, so that increasingly the people have started to use their nonholiday leisure time to acquire and exercise new activity skills: sailing, climbing, biking, sports, horseback riding. It is reasonable to forecast that the balance between leisure and work will continue to move in the direction of leisure and that the relative demand for activity-oriented travel will increase.

Familiarity versus Novelty

Most people, when they make their first venture abroad, tend to seek familiarity rather than novelty: people speaking the visitors' language, providing the meals and beverages



A great deal of international travel is conducted to experience the novel. A striking example is the well-known floating market in Bangkok. Copyright © Corbis Digital Stock.

they are accustomed to, using the same traffic conventions, and so on. Having found a destination where the traveler feels at home, this sort of tourist, at least for the first few ventures abroad, will be a “repeater,” going back time and again to the same place. Not until more experience is gained will the traveler want to get away from a normal environment—to mix with people who speak differently, eat differently, dress differently.

In the Western world, the general change in social conditions seems to be in the direction of speeding up the readiness for novelty. Where previously the social climate and rigid structure of society had reinforced a negative attitude to change, we now find increasingly a positive attitude to change. People accept and seek innovation in industry, education, family life, the arts, social relationships, and the like.

In particular, in countries with high living standards, manufacturers faced with quickly saturated markets concentrate on developing new products and encouraging the consumer to show greater psychological flexibility. More and more markets are dependent on the systematic organization of rapid change in fashion to sustain and expand. With the blurring of class differences and rising standards of living, travel demand will likely reflect this climate and express fragmentation of the total market as people move away from the traditional resorts to a succession of new places.

Dependence versus Autonomy

A widely accepted analysis of modern industrial society is based on the concept of alienation in work. Briefly, this view states that most people are inevitably employed in work that, though perhaps well paid, is not intrinsically rewarding and satisfying and that from this frustration results, among other things, a general sense of powerlessness, a withdrawal from political and social activities, and the pursuit of status symbols. In the field of leisure, this work alienation should lead to a demand for passive, time-killing holidays or for holidays where the main gratification is the achievement of easily recognized status. Fundamental absence of significance in work, in other words, would lead to holidays during which the same sense of powerlessness and dependence would prevail—organized holiday camps, organized package trips, mass entertainment, and so forth.

In fact, very little empirical research has substantiated this description of an industrialized society. Indeed, the data available suggest the contrary—that many industrial workers, backed by strong trade unions and state-created full employment, feel that as workers, they wield considerable power. Certainly industry and social organization is moving in the direction of providing work that is intrinsically rewarding and satisfying, which should enhance life for today's workers, leading to a sense of personal autonomy in all aspects of their lives, including their leisure time. They are likely to seek holidays during which they feel independent and in control of what they do and how they do it. One would expect that for some time ahead, economic and social circumstances should generate a greater proportion of autonomous participants in the total demand for travel.

Order versus Disorder

Until recently in most Western societies, the training of children has been based on control and conformity, defined and enforced by an all-embracing circle of adult authority figures: parents, teachers, police officers, clergy, employers, civil authorities. With such a background, it is not surprising that most tourists sought holidays that reinforced this indoctrination: set meals at fixed times, guidebooks that told them the "right" places to visit, and resorts where their fellow tourists were tidy, well behaved, "properly" dressed, and so on. They avoided situations where their sense of orderliness might be embarrassed or offended.

More recently, child-rearing practices have changed in the direction of greater permissiveness, and the traditional incarnations of authority have lost much of their Victorian impressiveness. The newer generation of tourists no longer feels inhibited about what to wear and how to behave when on holiday; differences of others, opportunities for unplanned action, and freedom from institutionalized regulations are distinctive characteristics of the contemporary traveler.

Summing up, then, one would predict that because of deep and persisting social and economic changes in modern Western society, the demand for travel will be based less on the goals of relaxation, familiarity, dependence, and order and increasingly on activity, novelty, autonomy, and informality. One should not, of course, ignore the fact that, since international travel is a rapidly growing market, each year's total consumers will always include a minority who value familiarity, dependency, and order.

BARRIERS TO TRAVEL

While travel has become a popular social phenomenon, there are a number of reasons why people do not travel extensively or do not travel at all. The reasons, products of psychological analysis, are not meant to be ultimate answers as to why people travel where they do. We can, however, look at the more concrete reasons why those studied did not go on a trip during a certain period of time. For most of these studies, barriers to travel fall into six broad categories:

1. **Cost.** Consumers operate within monetary constraints, and travel must compete with other allocations of funds. Saying that travel is too expensive is an indirect way of saying that travel is not important, but, even allowing this interpretation, costs are a principal reason for staying home.
2. **Lack of time.** Many people cannot leave their businesses, jobs, or professions for vacation purposes.
3. **Health limitations.** Poor health and physical limitations keep many persons at home. Also the fear of contracting AIDS, severe acute respiratory syndrome (SARS), Norwalk flu, bird flu, Legionnaire's disease, food poisoning, and so on keeps people from traveling. For many, health has become a major tourism safety issue.
4. **Family stage.** Parents of young children often do not travel because of family obligations and inconveniences in traveling with children. Widows and singles sometimes do not travel because of the lack of a traveling companion.
5. **Lack of interest.** Unawareness of travel destinations that would bring pleasurable satisfaction is a major barrier.
6. **Fear and safety.** Things unknown are often feared, and in travel, much is often not familiar to the would-be traveler. Wars, unrest, and negative publicity about an area will create doubt and fear in the mind of the prospective traveler. Terrorism has reared its ugly head in the last decade and is a deterrent to travel.

When motivation to travel is sufficiently powerful, the barriers may be overcome, but these forces may still influence means of travel and destinations selected.

Although travelers may be able to overcome the first four variables listed, tourism marketers need to modify the fifth barrier—lack of interest. This is a challenge

for tourism marketing managers. To illustrate just how widespread this barrier is, the following approach was taken where the cost barrier was eliminated. The respondents were asked this incomplete sentence: "Mr. and Mrs. Brown were offered an expense-free tour of the United States, but they didn't want to go because . . ." Forty-two percent of the respondents said that the Browns wanted to go on the trip but couldn't because of job reasons, poor health, age, or responsibilities for children. However, 26 percent indicated that the Browns did not want to go on the trip at all; they would rather stay home, or they did not like to travel, or they were afraid to travel. It is evident that in spite of widespread desires to travel, some people would rather stay home. For others, a weak desire to travel is compounded by nervousness or fear of what the experience may bring. Such a reluctance to travel runs counter to the tide, but this segment is too large a group to be overlooked. With the proper motivational tools, a significant percentage of this untapped group of potential travelers might be convinced that there are places or things of interest outside the world in which they are now existing.

When analyzing some of the psychological reasons contributing to the lack of interest in travel, at least some are related to conflicts between exploration and safety needs. A person's home is safe and is a place thoroughly known, and he or she is not required to maintain a facade there. On the other hand, the familiarity of home can also produce boredom and the need to explore. A person is thus possessed of two very strong drives, *safety* and *exploration*, and he or she needs to reduce this conflict.

One way to do this is by traveling in areas that the person knows well. He or she may go to the same cottage at the same lake with the same people that he or she has known for years. Thus, a new experience that may threaten the need for safety is avoided, but this approach reduces the exploration need by the persons leaving home and traveling to a different place even though it is familiar.

SUMMARY

Sociologists are interested in tourism because travel profoundly affects individuals and families who travel, inducing behavioral changes. The new insights, understandings, and appreciations that travel brings are enlightening and educational.

A person who travels to a strange environment encounters problems that must be resolved. How well the traveler solves these problems will largely determine the degree of the trip's success. In planning a trip, the traveler must decide how much cultural distance (from the home environment) he or she desires. Tourists differ greatly in this regard.

In this chapter we have described various social phenomena related to mass tourism. Included are social tourism, international travel behavior extremes, and barriers to travel. Your understanding of these can help to provide a basis for determining tourist volume policy. Consideration must be given to the likely influence that masses

of tourists will have on their hosts. Furthermore, applying the procedures explained in this chapter should minimize the negative sociological influences and enhance the positive effects of large numbers of tourists on their host society. Although tourism expenditures have a negligible effect on crime, tourists are potential targets for crime. It is essential that they be protected as much as possible.

KEY CONCEPTS

contrasting cultures and cultural distance	population changes and travel interests	travel patterns change with age, family
democratization of travel	resentment toward visitors	travel preferences of international tourists
effects of travel experiences	social tourism	world as a global village
group travel arrangements	sociology	
handicapped travelers	standardization of facilities	
income	strangeness versus familiarity	
negative social effects on host society	tourism and crime	

INTERNET EXERCISES

The Internet sites mentioned in this chapter plus some selected additional sites are listed for your convenience on the companion Web site for this book, www.wiley.com/college/goeldner.

ACTIVITY 1

Site Name: Open Doors Organization

URL: <http://www.opendoorsnfp.org>

Background Information: The Open Doors Organization (ODO) was founded in 2000 for the purpose of creating a society in which all persons with disabilities have the same consumer opportunities as those without. They aspire to teach businesses to succeed in the disability market, while simultaneously empowering the disability community.

Exercises

1. How large is the disabled traveler market in dollars, according to the ODO study? How much is spent on air travel and accommodations?

2. What corporate programs are offered?
3. What community programs are offered?
4. What youth programs are offered?

ACTIVITY 2

Site Name: American Sociological Association

URL: <http://www.asanet.org>

Background Information: ASA is a nonprofit association based in Washington, D.C., dedicated to advancing sociology as a scientific discipline and profession serving the public good.

Exercise

1. Put "tourism" in the site search function and describe the results you get.


QUESTIONS FOR REVIEW AND DISCUSSION


1. As a manager of a resort hotel popular with families, what social and/or educational activities would you offer your guests?
2. You have decided to take a trip to a country whose culture is very much different from your own. Would you participate in a group tour or go alone? Why?
3. Would a child's learning experience during a trip to another part of his or her country be comparable to school learning for that period of time? In what ways might parents maximize the educational benefits of such a trip?
4. With the ever-growing aging population, how will changing demographics worldwide impact the travel industry?
5. Discuss the effects of television news coverage of global and national events on tourism.
6. Give some examples of how tourism suppliers accommodate handicapped travelers. How important is this segment of the market?
7. Is there a potential for increased social tourism in your country?
8. How might the four extremes relating to the preferences of present-day international tourists affect a resort hotel's social and recreational program? Give some specific examples.
9. How do your travel interests differ from those of your parents? From those of your grandparents?
10. Do you feel governments have a responsibility to encourage and support social tourism?


CASE PROBLEMS


1. Alfred K. is a widower, sixty-seven years old. He has not had an opportunity to travel much, but now as a retiree, he has the time and money to take extensive trips. As a travel counselor, what kinds of travel products would you recommend?
2. Sadie W. is president of her church missionary society. She has observed that many visitors to her fairly small city in England are interested in the local history. Her church is a magnificent cathedral, the construction of which began in the year 1083. Mrs. W. and her colleagues believe that missionary work begins at home. By what methods could her group reach and become acquainted with the cathedral visitors?
3. A U.S. group tour conductor wishes to maximize the mutual social benefits of a trip to an underdeveloped country. Describe possible kinds of social contacts that would be beneficial to the hosts and to the members of the tour group.
4. A popular beach resort hotel is located in a tropical country that, unfortunately, has a high crime rate. One section of the city nearby has some "South Seas"—atmosphere gambling casinos. Many guests would like to visit them. How might the hotel's staff control this situation?
5. Nadia P. is minister of tourism for a small West African country. This country has become a very popular winter destination for Scandinavians. The tourists seem to be mainly interested in the beaches, which are among the finest in the world. However, it is customary for these visitors to wear very scanty clothing, especially when swimming. In fact, nude swimming is occasionally practiced. About 90 percent of the indigenous population of the host country are Muslims. The appearance and sometimes behavior of the visitors, especially when shopping and otherwise contacting local citizens, often seems improper to their hosts. Tourism is increasing each year. The economic benefits are considerable and are very much needed. However, the social problem is becoming more acute. What should Ms. P. do about this?

PART 4

Tourism Supply, Demand, Policy, Planning, and Development

- Chapter 12 Tourism Components and Supply
- Chapter 13 Measuring and Forecasting Demand
- Chapter 14 Tourism's Economic Impact
- Chapter 15 Tourism Policy: Structure, Content, and Process
- Chapter 16 Tourism Planning, Development, and Social Considerations
- Chapter 17 Tourism and the Environment

Hotel facilities built to accommodate visitors to Ayers Rock (seen in distance), one of Australia's most famous landmarks.



CHAPTER 12

Tourism Components and Supply

LEARNING OBJECTIVES

- Know the four major supply components that any tourist area must possess.
- Become familiar with the newer forms of accommodations: condominium apartments and timesharing arrangements.
- Be able to use the mathematical formula to calculate the number of guest rooms needed for the estimated future demand.
- Develop the ability to perform a task analysis in order to match supply components with anticipated demand.
- Discover methods of adjusting supply components in accordance with fluctuating demand levels.



Christ the Redeemer statue stands 130 feet tall, weighs 700 tons, and is located on the peak of the 2296-foot high Corcovado Mountain in the Tijuca Forest National Park overlooking the city of Rio de Janeiro, Brazil. A symbol of Christianity, the statue of Jesus Christ has become an icon of Rio and Brazil. The statue has been named one of the new seven wonders of the world. *Photo courtesy of Jeremy Woodhouse/Digital Vision/Getty Images.*

INTRODUCTION

Considering that tourism is a composite of activities, services, and industries that deliver a travel experience, it is important to identify and categorize its supply components. The quality and quantity of these determine tourism’s success in any area.

In Chapter 1 (Figure 1.2) you observed that tourism was a complex phenomenon—the composite of activities, policies, services, and industries involving many players that deliver the travel experience. The purpose of this chapter is to look at just one segment of the tourism phenomenon by examining the physical supply side of tourism. It is important for a tourist area to identify and categorize its supply components and compare them with the competition because the quality and quantity of supply components are a critical factor in determining tourism’s success. Figure 12.1 extracts

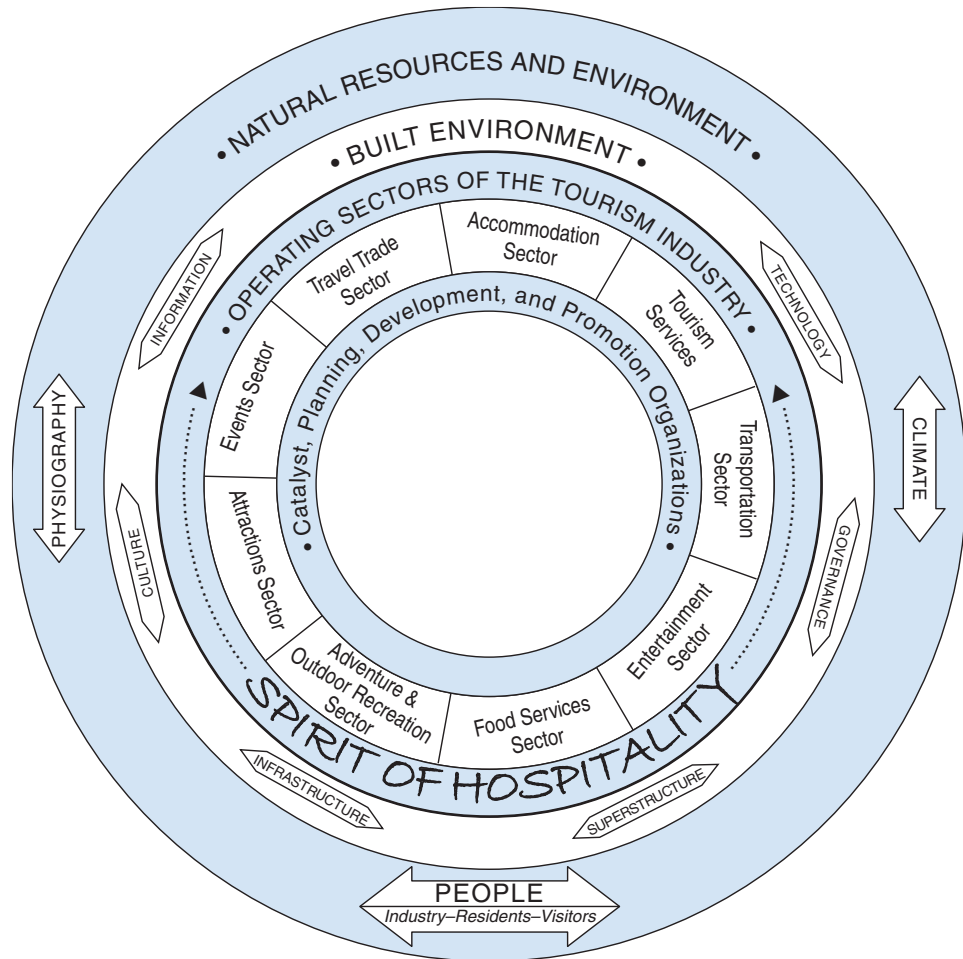


Figure 12.1 Components of tourism supply.

the supply components from Figure 1.2 and provides the basis for discussion in this chapter. However, it is important to recognize that no segment operates in a vacuum and that supply is interrelated to all other aspects of tourism. It must be matched with demand (see Chapter 13). It is also an important part of policy considerations (see Chapter 15).

SUPPLY COMPONENTS

Tourism **supply components** are classified into four broad categories for discussion in this chapter.

1. Natural resources and environment. This category constitutes the fundamental measure of supply—the **natural resources** that any area has available for the use and enjoyment of visitors. Basic elements in this category include air and climate, physiography of the region, landforms, terrain, flora, fauna, bodies of water, beaches, natural beauty, and water supply for drinking, sanitation, and similar uses.

2. Built environment. This includes the infrastructure and superstructure discussed in Chapter 1. This component has been developed within or upon the natural environment. One of the most basic elements of the built environment is the **infrastructure** of the region, which consists of all underground and surface developmental construction, such as water supply systems, sewage disposal systems, gas lines, electrical lines, drainage systems, roads, communications networks, and many commercial facilities. The tourism **superstructure** includes facilities constructed primarily to support visitation and visitor activities. Primary examples are airports, railroads, roads, drives, parking lots, parks, marinas and dock facilities, bus and train station facilities, resorts, hotels, motels, restaurants, shopping centers, places of entertainment, museums, stores, and similar structures. For the most part, the operating sectors of the industry are part of the built environment and provide much of the superstructure or facilitate access to the physical supply.

3. Operating sectors. The operating sectors of the tourism industry represent what many of the general public perceive as “tourism.” First and foremost, the transportation sector, comprised of airlines, cruise lines, motorcoach companies, taxis, limousines, automobiles, aerial tramways, and so on, typify the movement of people in travel (see Chapter 5). Because nothing happens until someone leaves home, transportation is a critical component. Without transportation, the tourist would be unable to reach and enjoy the natural and built environment. Tourists need a place to stay and be fed, so the accommodation sector and the food service sector are important supply components (see Chapter 6). Attractions are the reason people travel. Without attractions (see Chapter 8) drawing tourists to destinations, there would be little need for all other tourism services such as transportation, lodging, food, distribution, and so on.

4. Spirit of hospitality and cultural resources. Pervading all of the foregoing physical elements of the built infrastructure and superstructures is the social foundation of the destination—its culture, which consists of the language, customs, and religions of the residents of the region, as well as their work and leisure-related behaviors. It is the people and the cultural wealth of an area that make possible the successful hosting of tourists. Examples are the tourist business employees' welcoming aloha spirit in Hawaii, attitude of the residents toward visitors, courtesy, friendliness, sincere interest, willingness to serve and to get better acquainted with visitors, and other manifestations of warmth and friendliness. In addition, the cultural resources of any area are included here: fine arts, literature, history, music, dramatic art, dancing, shopping, sports, and other activities.

A wide range of tourist resources is created by combining cultural resources. Such examples would be sports events and facilities, traditional or national festivals, games, and pageants.

NATURAL RESOURCES

A great variety of combinations of natural resource factors can create environments attractive to tourism development. Thus, no general statements can be formulated. Probably the most noticeable factors are the pronounced seasonal variations of temperature zones and the changes in demand for recreational use of such areas. To even out demand, the more multiple-use possibilities, the better. For example, it is more desirable that an area be used for golf, riding, fishing, hunting, snow skiing, snowmobiling, mushroom hunting, sailing and other water sports, nature study, and artistic appreciation such as painting and photography than for hunting alone. The wider the appeal throughout the year, the greater the likelihood of success.

Another highly important consideration is that of location. As a rule, the closer an area is to its likely markets, the more desirable it is and the more likely to have a high demand. User-oriented areas (e.g., golf courses) should be close to their users. By contrast, an area of superb natural beauty, such as a U.S. national park, could be several thousand miles from major market areas and yet have very satisfactory levels of demand.

Productivity of the natural resources of the area for tourism is a function of the application of labor and management. The amounts and proportions of these inputs will determine the quality and quantity of the output. The terrain, vegetation, and beaches of the natural resources will be affected by the intensity of use. Taking such concentrations of use under consideration and planning accordingly for permanent aesthetic appreciation will help to maintain the quality of the natural resources for the enjoyment of present and future users.

The quality of the natural resources must be maintained to sustain tourism demand. Proper levels of quality must be considered when planning, and the



Delicate Arch in Arches National Park, Utah, is an example of how the beauty of natural resources attract tourists. *Photo courtesy of the Utah Travel Council.*

maintenance of quality standards after construction is completed is absolutely necessary for continued satisfaction of the visitor. In fact, tourism is very sensitive to the quality of recreational use of natural resources, and unless high standards are maintained, a depreciation of the demand will inevitably result. Thus, ecological and environmental considerations are vital.

BUILT ENVIRONMENT

Another supply component is the built environment that has been created by humans. It includes the infrastructure and superstructure of the destination.

Infrastructure and Superstructure

The ground and service installations described as infrastructure are of paramount importance to successful tourism. These installations must be adequate. For example, the diameters of the pipes in various utility systems should be ample for any future increase in use. Electrical installations, water supply systems, communications

installations, waste disposal, and similar service facilities should be planned with a long-term viewpoint so that they can accommodate future expansion. Airport runways should be built to adequate standards for use by the newest group of jets so that future costly modifications will not be necessary.

Hotel or lodging structures are among the most important parts of the superstructure. The goal should be to produce an architectural design and quality of construction that will result in a distinctive permanent environment. A boxlike hotel typical of any modern city is not considered appropriate for a seaside resort dominated by palms and other tropical vegetation, nor is it likely to attract tourists.

A tourist is often more attracted by a facility designed in conformance with local architecture as a part of the local landscape than by the modernistic hotel that might be found at home. Attention must be given to this subject because people often travel to immerse themselves in an environment totally different from their own. Modern amenities such as air-conditioning, central heating, and plumbing, however, should be used in buildings otherwise characteristic of a particular region.

Interior design should also be stimulating and attractive. Lodging structures need local decor and atmosphere as well as comfort. To minimize the expense of obsolescence, high-quality materials and furnishings and first-rate maintenance are necessary. Infrastructure is expensive and requires considerable time to construct.



An example of the built environment is the Pepsi Center in Denver, Colorado. This sports and entertainment venue illustrates how corporate sponsorship has become important in the marketplace. *Photo by Randy Brown; courtesy of the Denver Metro Convention and Visitors Bureau.*

Auto Traveler Services

In developed countries, automobile transportation is most common. As the economy of a country develops, the usual pattern progresses from walking, to using horses or other working animals, to bicycles, to motorcycles, and finally to small and then larger automobiles, augmented by public transport. Roads should be hard, all-weather surfaced, properly graded and drained, and built to international standards for safe use. Small, inadequate roads will only have to be torn up and replaced with better and more adequate systems.

Auxiliary services, such as gasoline stations, roadside eating facilities, motels, roadside parks, roadside picnic facilities, rest parks that have toilet facilities, scenic turnouts, marked points of interest within easy access of the road, and auto repair and service facilities are all needed for successful auto tourism. The number and spacing of essential services depend on the nature of the area, but a spacing of about one hour's driving distance is recommended.

Roadside Parks

Auto tourists use and enjoy roadside parks, picnic tables, rest areas, scenic turnouts, and similar roadside facilities. These facilities are sometimes abused by inconsiderate



The provision of information to visitors is one of the primary responsibilities of a destination management organization (DMO). Here the DMO information center for the town of Manitou Springs is fulfilled by the local chamber of commerce. *Photo courtesy of Manitou Springs Chamber of Commerce and Visitors Bureau.*

motorists who litter the area with their trash. Thus, the rule “If you can’t maintain it, don’t build it” is a cardinal principle of tourism development, and regular maintenance to keep the park in an orderly condition is essential. If the parks are not properly maintained, the tourist is disappointed and the investment in the park is largely wasted.

Some states provide deluxe roadside parks with a fine information building, free refreshments, tourist hosts and hostesses, and rest rooms. These parks are equipped with supplies of folders, maps, pictures, and other amenities for a refreshing, informative stop.

OPERATING SECTORS

Accommodations

For successful tourism, **accommodations** must be available in sufficient quantity to match the demand of the travelers who arrive at the destination. Given access to the destination, accommodations should precede any other type of development; their importance cannot be overemphasized.

Hotels vary tremendously in their physical facilities, level of maintenance and cleanliness, and services provided. Unless all of these factors are at satisfactory levels, tourism cannot succeed. The hotels must provide the physical facilities, price ranges, locations, and services that meet the expectations, wants, and needs of the travelers. Should the quality of facilities and services drop, demand will fall off—a serious blow to the tourism industry in the area.

Types of Accommodations

Hotels

Hotels are of several types: commercial, resort, motor, airport, and residential. In relation to tourism, residential hotels are probably not important, although there are usually some rooms available to tourists in most residential hotels. The primary type is the resort hotel situated in attractive surroundings and usually accompanied by a large mix of services, including entertainment and recreational activities for the traveler and vacationer. The commercial hotel is usually a downtown structure located conveniently for the business traveler, convention attendee, and vacationer.

The demand for accommodations varies according to the price guests are willing to pay, services required, and similar considerations. Many successful tourism areas have no multistoried, expensive, contemporary-looking hotels. For example, a bungalow-type accommodation constructed with native materials, built to modern standards of comfort and safety, and kept immaculately clean will be acceptable to a large segment of the market.



The personal greeting of guests conveys a feeling of warmth and professionalism at the Sheraton New York Hotel and Towers. *Photo courtesy of Sheraton Hotels of New York.*

The motor hotel is of primary importance for tourists traveling by car and is of major importance in the United States, Canada, and Mexico. Suitable accommodations should be available for all segments of the market. American companies such as Marriott, Ramada, Hilton, and Choice now offer accommodations under different names that are aimed at specific price levels of the market. Thus, they compete for various segments of the travel market. Expensive hotel accommodations may be demanded by those who “want the best” and are willing and able to pay accordingly. On the other hand, youth tourism and adults unable or unwilling to pay for top-level accommodations should have facilities available such as hostels, pensions, and bed and breakfasts. Camping or recreation vehicle (RV) facilities are often needed.

Other types of accommodations include marina hotels, airport hotels, gambling resort hotels, and rustic cabins in wilderness areas. All accommodations should be harmonious with one another.

Certain places are known as expensive destination areas, and travelers expect to find higher-quality accommodations there. Conversely, other areas are expected to be inexpensive, and the high-priced hotel would be out of place in such a locality.

Condominium Apartments

Individual buyers of condominium units typically use the apartment for their own enjoyment, or they rent it to tourists for all or part of the year. This form of accommodation has become increasingly important and, in some resort areas, constitutes considerable competition to the resort hotels. Real estate management firms often manage such apartments or groups of condos within a building or complex and thus serve as agents for the owners. They rent the condos as managers of the group, charging a fee for this service to the absent owner. Such arrangements can be made through a local travel agent in the prospective traveler's home city. The agent will book the reservation through the real estate management firm.

Timesharing

Timesharing is a technique for the multiple ownership and/or use of resort and recreational properties. Timesharing has been applied to hotels, motels, condominiums, town houses, single-family detached homes, campgrounds, and even boats and yachts. It involves both new construction and conversion of existing structures, along with properties devoted solely to timesharing and projects that integrate timesharing and nontimesharing properties. While most programs may be classified as either ownership or nonownership (right to use), there are wide variations in program and legal format.

The attraction of timesharing is simple: It permits purchasers to own or have occupancy rights at a resort accommodation for a period of time each year for a fraction of the purchasing price of the entire unit. Timeshare owners pay for exactly what they plan on using, and when they leave they don't have to think about where they'll be vacationing next year. Another option or advantage of timesharing is the exchange program. The exchange system affords vacation flexibility by allowing owners to trade or swap their timeshares for other locations and times. Finally, a well-designed timeshare program can be a hedge against inflation in resort accommodations.

The benefits of timesharing are substantially borne out by the high degree of consumer satisfaction it has achieved. In a survey of approximately ten thousand timeshare buyers, conducted by the National Timesharing Council, 86.3 percent of the respondents said they were "very satisfied" or "satisfied" with their purchase. About 40 percent indicated that they were interested in purchasing additional timeshares. Additional information on timesharing is available from the American Resort Development Association, <http://www.arda.org>. Also see the discussion in Chapter 6.

Hotel Management

Hotel Classification

Hotels are classified using a number of different systems. Then, too, many tourist countries have no classification system whatsoever. Many in the industry prefer the




Accommodations vary tremendously from luxury properties to charming hostels, such as this one in Galway, Ireland. *Photo by the author.*

five-star rating system, which grades hotels according to specific criteria (usually by the national tourist organization) from the highest (five stars) to the most modest accommodations (one star) suitable for travelers. Countries such as Spain also classify nonhotel accommodations, such as pensions. Criteria used for star ratings are public rooms, bathrooms, climatization, telephone, bar, dining rooms, and other characteristics.

Other classifications are deluxe, superior, and good; or superdeluxe, and first-class reasonable. Still another classification is A, B, C, D, or E. Because many classification schemes are confusing or not useful, a uniform worldwide classification truly indicative of the grades of hotels in any country would be a real plus to tourism. Of course, differences in general standards of development in various countries would be understood. A five-star hotel in a highly developed country would likely be more deluxe than would a five-star hotel in a less developed area.

Types of Transportation

All factors concerning transportation should be considered in developing tourism, beginning with taxis, limousines, and bus service from the place of lodging to the departure terminals. Such services must be adequate and economical.



The Ginza Station of the modern Tokyo Subway System provides a stark contrast with the cycle rickshaw (shown in the photo below) that is so common in many Asian cities. Regardless, the mass populations of the world's many cities always establish a means to get around that suits their needs and their financial resources. *Copyright © Corbis Digital Stock.*



Transportation takes many forms around the world. Some are familiar and others are unique. This device carries foot-weary tourists around Melaka, Malaysia, in comfort. *Photo by the author.*

Air

As described in Chapter 5, the airline industry dominates public intercity transportation systems, capturing over 92 percent of the common-carrier passenger mile market. Thus, planners looking to improve tourism must evaluate the adequacy of air transportation. Flight frequencies as well as size and type of aircraft are important. Air service from important origins for tourists is, of course, essential.

Airport facilities must be adequate. Major problems frequently encountered are the accessibility to the airport and the loading-unloading parking space sequence. Newly built airports seem to have solved these to a considerable degree and have also reduced walking distances because of design improvements. There is also frequent shuttle bus service for interline passengers.

Motorcoach

Motorcoaches intended for tour use should have large windows, air-conditioning, comfortable seats, and rest room facilities. Springs or other suspension systems in the coaches should be designed so that the joggling of passengers is kept to a minimum or eliminated. Multilingual guide service or multilingual tape recording facilities with earphones for each passenger are useful in communities or on tours where an interpretation of the points of interest is desirable.

Personnel assigned to buses should be selected for suitable temperament, courtesy, and spirit of hospitality. For example, if a bus is staffed by a driver and an interpreter, the interpreter can assist passengers on and off the bus as well as inform them of local environment, particularly attractions of interest. Interpreters or guides should be trained and educated for this duty. Too often, the interpretation of points of interest is superficial (and inaccurate). A program of certification for guides should be conducted by a special school or provided in the curriculum of an institution of higher learning. In such a program, competent instructors should educate potential guides in the history, archaeology, ethnology, culture, and economic system of the area in which the tour is being conducted. Competency in the various languages commonly encountered with tourists is also an essential qualification.

Ship and Boat

Water travel is a major part of tourism and contributes considerably to the development of travel on land and by air. Forms of water travel include cruise ship, passenger travel on freighters, ferryboats, river stern-wheelers, chartered boats and yachts, houseboats, and smaller family boats and canoes.

Cruise ships and other large vessels need convenient piers and good land-air transportation connections for their passengers. Smaller boats need docks and loading-unloading ramps for easy accessibility to water. Charter boat operators must have reliable weather forecasting and ready availability of needed supplies and repair services. Where rental canoes are popular, delivery and pickup services are often necessary,

as are campgrounds in wilderness areas where canoeists can stay overnight. Persons owning their own boats appreciate good public-access points for launching.

Rail

Travelers worldwide often prefer rail travel, particularly because of its safety record and the convenience and comfort of viewing the scenery from an air-conditioned car. Also, the frequent schedules of trains in many countries appeal to travelers. The recent advent of high-speed trains further enhances their appeal. Some trains have stewards or hosts, which travelers seem to appreciate.



Rail allows travelers the opportunity of viewing scenery as they travel in a comfortable atmosphere. *Copyright* © 2001 Amtrak. Photo provided as a courtesy by Amtrak.

Adequate taxi, limousine, or bus service from the railroad station to hotels and downtown points is essential. Such transportation service must be frequent enough to get the traveler to the destination promptly. Conversely, the traveler should be able to get to the railroad station in ample time to make connections with the train.

Taxis

Adequate taxi and limousine services are essential in a tourist area. Ideally, taxis should have removable and washable seat covers so the car always presents a clean appearance to the passenger. Also, to make the best impression, the taxi driver should dismount from the driver's seat and open the door for the passenger. He or she also should assist in stowing the luggage in the trunk or elsewhere in the cab and be courteous at all times.

Taxi drivers who are multilingual are highly desirable and, in fact, essential if tourism is to be an important element of the economy of the location. Training taxi drivers in foreign languages should be no more difficult than training tourist guides or front-desk clerks. Where taxi drivers have no foreign language ability, hotels may provide written directions for the tourist to give to the driver concerning the destination and the return to the hotel at the end of the excursion.

SPIRIT OF HOSPITALITY AND CULTURAL RESOURCES

The development of **hospitality resources** is perhaps the most important factor in tourism. The finest physical facilities will be worthless if the tourist feels unwelcome. For example, we suggest having a welcoming sign and a special reception area for visitors at airports and other entry points. A favorable attitude toward the visitor can be created through programs of public information and propaganda. Public relations and publicity designed to convince local citizens of the importance of tourism are helpful. Courses at tourist hospitality schools for all persons who have direct contact with visitors are useful. In these schools, store clerks, gasoline station attendants, hotel clerks, and other persons who are directly in contact with the visitor are given indoctrination on the importance of tourism to their community and are taught the location of important points of interest. Other parts of the program include the importance of appearance and good grooming, greeting of visitors, providing information, and being helpful, gracious, friendly, and cooperative.

Cultural programs such as "Meet the Danes" (home visitation arrangements) help greatly in this respect. Adequate training of personnel by tourist hospitality businesses can also create the desired hospitable attitude.

Activities Tourists Enjoy Most

One of the most important functions of a tourism promotion organization is to ascertain what activities visitors would enjoy. When substantial data are accumulated, the findings



The growing popularity of “heritage tourism” has created a desire to preserve and enjoy early railway equipment. *Photo courtesy of Utah Travel Council.*

should be reported to those who accommodate and entertain. Thus, they are guided into more successful methods and programs. Table 12.1 shows some tourists’ favorite things.

The best method of obtaining this information is by interviewing both the visitors and their hosts. Questionnaires can also be placed in guests’ rooms. Public contact employees can be instructed to inquire politely as to guests’ interests and entertainment preferences. Careful recording and thorough analysis of these data will result in findings of real value. When those responsible for attracting and hosting visitors provide the requested entertainment activities, the community will likely be a preferred destination area. There is no better advertising than a satisfied visitor (see Chapter 18).

Shopping

Shopping is an important tourist activity and thus an essential element in tourism supply because it affects the success of the tourist destination area. The most important single element in shopping is the authenticity of the products offered for sale as they relate to the local area. A product that is supposedly a “native handicraft” should be that. If it is an import, the purchaser may be disappointed if he or she expected an authentic, locally made item.

Tourists who are shopping are particularly interested in handicraft items that are typical or indigenous to the particular locale or region. Of course, they are also interested in essential items such as toothpaste, but our discussion here is confined to purchases that tourists make as souvenirs or special gifts.

Tourists can be encouraged to spend more money on shopping if displays are high quality, imaginative, and attractive. Hotels are excellent places for shops; and if these shops are exquisitely furnished and stocked, the tourist is attracted to the shop and is more likely to make purchases.

TABLE 12.1 Tourists' Favorite Things: What European-Bound Travelers Plan to Do

Activity	Percent Citing It
Dining at restaurants	86.2
Shopping	76.9
Visiting a historical site	67.5
Visiting a small town	53.6
Sightseeing in a city	51.8
Touring the countryside	47.0
Visiting an art gallery/museum	40.1
Visiting a cultural heritage site	38.3
Visiting a nightclub/dancing	21.4
Taking a guided tour	21.0
Attending a concert/play	20.2
Visiting an ethnic heritage site	13.3
Participating in water sports/sunbathing	10.7
Visiting an amusement park	8.1
Visiting a national park	6.7
Taking a cruise	6.4
Camping/hiking	4.9
Playing golf/tennis	4.9
Visiting a casino	4.8
Attending a sports event	3.8
Skiing	2.9
Participating in an ecological excursion	2.5
Hunting/fishing	1.4

Source: *Travel Weekly*, European Travel Commission, and Tourism Industries, U.S. Department of Commerce.

Native Marketplaces

Another shopping experience concerns the local market or so-called native marketplace. Such areas are rich in ethnicity and have much local color. They are popular with visitors, even though the visitor may not understand the language and may have trouble making a purchase. Although many persons in native shopping places do not understand any foreign languages, the sign language of bargaining is fairly universal.



Tourism shopping is not always designed products on Rodeo Drive in Beverly Hills. Tourists also derive great enjoyment in exploring the wares of basic stores that are reminiscent of America's past. Here, a small community food and souvenir store in North Carolina allows the visitor to interact with local residents. *Photo courtesy of Chapel Hill/Orange County Visitors Bureau.*

Shops and Clerks

Shopkeepers and clerks themselves should be amiable and courteous. Furthermore, the shopkeeper should not be so anxious to close a sale that the tourist is pressured. A tourist who is courteously served in a store and who makes a good purchase will tell friends back home. Thus, future business can be developed in this way. Salespeople should also take the time to explain the value of the item and relate something of its history that would be otherwise unknown to the purchaser. Of course, this information should be accurate and truthful.

Salespersons must have sufficient language ability to conduct conversations with the visitors. The most common language is English, but a knowledge of other languages that are commonly spoken by tourists who visit a particular area is a necessary qualification of clerks who serve these visitors. Salespersons must be patient and understanding and try to help the prospective purchaser cheerfully at all times.

Prices and Unethical Practices

One of the most important considerations in shopping is the pricing of the goods. Probably resented more than any other single factor of tourism is higher prices for tourists



Souvenir stands in Moscow, Russia, attract tourists and give them the pleasure of purchasing their icon nesting dolls. These icons sitting on the home mantelpiece will regularly reinforce and consolidate memories of the visitor's Russian experience. *Photo by author.*

than for local residents. Because many shoppers compare prices from one store to another, prices should be as consistent as possible and in line with costs. If the shopkeeper resorts to unethical methods of selling, such as deception, selling imitation goods or products of inferior quality, refusing to exchange damaged goods, or shortchanging or short-weighting, the seller is hurting the tourist trade and should be prosecuted by local authorities.

Entertainment, Recreation, and Other Activities

The recreation and other activities engaged in by tourists at their destination comprise a major component of tourism. Thus, considerable thought and effort should be devoted to the type of activities that visitors are likely to enjoy.

Entertainment

The most satisfying entertainment for visitors is native to the area. In any country, there are expressions of the culture in the music, dance, drama, poetry, literature, motion pictures, television, ceremonies, festivals, exhibits, shows, meetings, food and beverage services, and tours (or local excursions) that portray the best the area has to offer.

Not all forms of entertainment can be successfully described or illustrated in tourist promotional literature. One of the best ways to bring these entertainment

opportunities to the attention of the visitor is with a social director whose desk is in the lobby of hotels, resorts, and other forms of accommodation so that the visitor can readily find out what is going on and make arrangements to attend. In European hotels, this desk is traditionally staffed by the concierge, who provides an amazing amount of information concerning all types of entertainment and activities available. An appropriate substitute is a knowledgeable person at the front desk to provide information concerning recreation and entertainment.

Bulletin board displays or posters and verbal announcements of outstanding events made in the dining room or other areas where guests gather can also provide entertainment information. A local newspaper that features articles concerning everyday as well as special entertainment events and opportunities is a valuable method of distributing information. These newspapers or bulletins are presently provided in popular vacation destination areas, such as Miami Beach and Honolulu, but the idea is not widespread. In metropolitan centers, a weekly magazine is normally provided to hotel guests to give current information on entertainment, recreational, and cultural opportunities in the city.

Special Events

Entertainment can be provided very effectively as a special promotional event to attract visitors during an off-season. One of the best examples of this is Aloha Festivals, which was inaugurated in Hawaii as Aloha Week in the mid-1940s to bolster tourist traffic in the fall. This festival is enthusiastically supported by local tourism interests and is very successful in attracting tourists. Musicians, dancers, exhibits, floral displays, and special programs are assembled and give the visitor an unusual opportunity to enjoy the beauty and excitement of cultural expression that this state offers. Once created, such events become annual and typically grow in visitors and importance. Expositions and festivals are very attractive to visitors and deserve adequate promotion.

Museums and Art Galleries

Museums and art galleries are another major attraction for tourists. They provide some of the highlights in many of the world's most important tourist destinations, such as New York, Washington, D.C., Chicago, Paris, London, Madrid, Rome, Singapore, Tokyo, Buenos Aires, Mexico City, and many others. The quality and magnitude of these institutions are an important consideration for attracting and satisfying tourists.

Sports

Golf and sports, such as tennis, surfing, swimming, mountain climbing, skiing, hunting, fishing, hiking, prospecting, or any other outdoor sports activity, require properly publicized facilities and services. Guides, equipment, charter boats, and other services needed to enjoy these sports must be readily available at fair prices. Convenience and accessibility are key factors in this type of entertainment.



Speaking of icons, this Kansas museum is the home of one of America's best. "The Tin Man" from the classic movie *Wizard of Oz* is recognized by movie-goers worldwide and by many others. Outside of its iconic status, the larger-than-life-size version of the Tin Man is a great attraction for children of all ages. *Photo by John Noltner, courtesy of Kansas Department of Commerce.*

MATCHING SUPPLY WITH DEMAND

Providing an ample tourism supply to meet anticipated demand is a challenge for the tourism planner or manager. Supply functions are always constrained by demand. The following formula can be used to calculate the number of hotel rooms (or other types of lodging) required:

$$\text{Room demand per night (100\% occupancy)} = \frac{(\text{no. tourists} \times \% \text{ staying in hotels} \times \text{average length of stay})}{(365 \times \text{average no. persons per room})}$$

$$R = \frac{(T \times P \times L)}{(S \times N)}$$

where

R = room demand per night, at 100 percent occupancy

T = number of tourists

P = percentage staying in hotels

L = average length of stay

S = number of days per year open for business

N = average number of persons per room (obtained from hoteliers); total number of guest nights divided by the number of guests, during any period of time

O = hotel occupancy used for estimating; for 70 percent occupancy, divide number of rooms needed at 100 percent occupancy by 70 percent

Illustration of application of the formula:

T = 1,560,000 visitors

P = 98% staying in hotels

L = 9 days

S = 365 days per year open for business

N = 1.69 persons per room

O = 70% occupancy

$$R = \frac{(1,560,000 \times 0.98 \times 9)}{(365 \times 1.69)} = \frac{13,759,200}{616.85} = 22,306 \text{ (rooms needed at 100\% occupancy)}$$

$$= \frac{22,306}{0.70} \text{ (as more rooms will be needed at 70\% occupancy than at 100\%)}$$

$$= 31,866 \text{ rooms needed}$$

The fact that more rooms will be needed at 70 percent occupancy than at 100 percent occupancy may be confusing to some—although mathematically it is clear that dividing 22,306 by 1.0 will result in a smaller number than when 22,306 is divided by 0.70. The situation that creates this really is that, if rooms are not full (as in 70 percent occupancy), a greater number of rooms will be required to house a given number of guests (such as 22,306). However, while they might like to, hotels cannot afford to build room numbers to a level that assumes 100 percent occupancy, since this is unrealistic, given that worldwide hotel occupancy fluctuates around 65 percent.

Infrastructure factors in supply will be determined largely by the number of guest rooms as well as restaurants, stores, and similar installations. Infrastructure appropriate to the size of the development is an engineering problem and is readily ascertained as the plans are developed. Transportation equipment is generally supplied by commercial firms as well as publicly owned or quasi-public transportation facilities and services.

Regarding hospitality resources, the recruiting and training of staff for the various elements of supply is a critical one. The traveler generally enjoys being served by unsophisticated local persons who have had proper training and possess a hospitable attitude. Such persons may be recruited through government and private employment agencies as well as through direct advertisement to the public. Newly hired employees must be indoctrinated in the importance of tourism, how it affects their own personal welfare as well as that of their community, the importance of proper service to the visitors, and how their economic welfare is closely related to their performance.

Museums, art exhibits, festivals, craft shows, and similar cultural resources are usually created by community cooperation and the willing assistance of talented people.

A chamber of commerce or tourism body is the best mechanism for organizing the creation of these hospitality resources.

Task Analysis

The procedure used in matching supply with demand is called a task analysis. Suggested steps are as follows:

1. Identification of the present demand
 - a. By mode of transportation and by seasons of the year
 - b. For various forms of tourism such as activities, attendance at attractions, and similar categories
 - c. For special events such as conventions, celebrations, fairs
 - d. Group and tour visitors
 - e. Family and individual visitors
 - f. Business visitors
2. A quantitative and qualitative inventory of the existing supply
3. The adequacy of present supply with present demand
 - a. Natural resources
 - b. Infrastructure
 - c. Transportation and equipment
 - d. Hospitality and cultural resources
4. Examination of present markets and the socioeconomic trends
 - a. Geographic market segmentation and orientation
 - b. Demographic market segmentation and orientation
 - i. Population age, sex, occupation, family life stages, income, and similar data
 - ii. Leisure time and work patterns
 - c. Psychographic market segmentation
 - i. Motivations, interests, hobbies, employment orientation, skills, professional interests
 - ii. Propensity to travel, responsiveness to advertising
5. Forecast of tourism demand
 - a. Computer systems simulation method
 - b. Trend analysis
 - c. Simple regression—linear least squares
 - d. Multiple regression—linear least squares
 - e. Executive judgment or Delphi method
6. Matching supply with anticipated demand
 - a. If adequate, no further action necessary
 - b. If inadequate, inauguration of planning and development procedures

To perform the task analysis, certain skills are required, with statistical research techniques employed to identify and quantify the present demand. Suggestions for doing this are provided in Chapter 13.

When making a quantitative and qualitative inventory of the existing supply, the aid of specialists and experts is usually needed. For example, the adequacy of the present supply in relation to present demand requires the work of tourism specialists such as travel agents, tour company and hotel executives, tourism promotion people, ground operators (companies that provide baggage transfers, taxi services, local tours, and similar services), shopkeepers, and perhaps a sample of the tourists themselves.

Examining the present markets and the socioeconomic trends that will affect future markets requires specialized market research activities. These should include determination of market characteristics, development of market potentials, market share analysis, sales analysis, competitive destination studies, potentials of the existing and possibly new markets, short-range forecasting, and studies of travel business trends. A number of sophisticated techniques are now available. The engagement of a reputable market research firm is one way to obtain this information.

Forecasting tourism demand is a perilous business. However, a well-structured statistical analysis coupled with executive judgment is most likely the best approach to this difficult problem. See Chapter 13 for several methods for accomplishing this.

Finally, matching supply with the anticipated demand must be done by knowledgeable planners. A tourism development plan within the master plan is recommended. Supply items are essentially rigid. They are elaborate and expensive and, thus, cannot be expanded rapidly. An exception would be transportation equipment. Additional planes, buses, train cars, or automobiles could be assembled quite rapidly to meet an unusually high demand situation.

Peaks and Valleys

The foregoing discussion dealt with matching supply and demand in a long-run context. Another important consideration is that of fluctuations in demand in the short run (**seasonality**) and the resulting **peaks and valleys of demand**. This is a vexing problem.

The reason for this is simply that tourism is a service, and services cannot be placed in inventory. If a 400-room hotel rents (sells) 350 rooms on a particular night, it cannot place the other 50 rooms in inventory, for sale the following night. Regardless of how many rooms went unoccupied in the past, a 400-room property can rent no more than 400 rooms on any given night. By way of contrast, consider the case of some tangible good, say, television sets. If some television sets are not sold in one month, the storekeeper can keep them in inventory and sell them the next month. Of course, the storage charges, interest payments, and other expenses incurred in inventorying a particular item reduce the item's economic value. But in tourism, the economic value of unsold items such as the 50 hotel rooms mentioned is exactly zero.

Thus, it should be clear that while in most cases, firms selling tangible goods can deal with demand fluctuation through the inventory process, this option is not available to firms

providing travel services. In the travel industry, an effort must be made to reduce seasonal fluctuations as much as possible. Because of the high economic cost involved, no effort should be spared in attempting to limit the amount of seasonal variations in demand. Nor can the problem be dealt with by simply selecting an appropriate supply level. The following charts illustrate various supply situations associated with fluctuating demand levels.

Suppose that the demand for a particular destination exhibits the seasonal pattern depicted in Figure 12.2a. If no action is taken to “level off” the demand, then three possible levels of supply can be considered. In Figure 12.2b, the level of supply is provided so that demand in the peak season is fully satisfied. This implies that tourists coming to the destination in the peak season will be accommodated comfortably and without overcrowding. However, during the slack season, the destination will suffer from extremely low occupancy levels, with obvious implications for profitability. If, on the

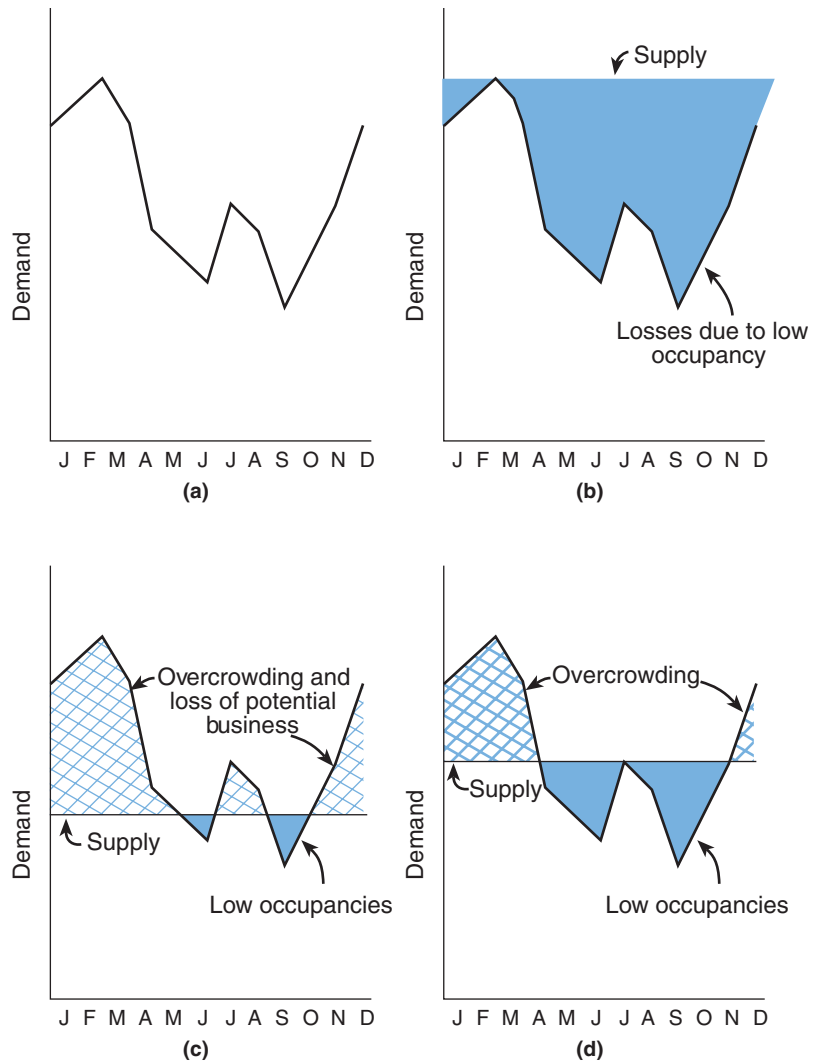


Figure 12.2 Fluctuating demand levels and supply.

other hand, the supply is set at a low level (Figure 12.2c), the facilities during the peak season will be overcrowded enough to detract from the tourist experience. Visitor satisfaction will be at a low level, and the future of such a resort area will be doubtful. Last, if supply is set in between the level of demand during the peak season and the off-season (Figure 12.2d), the problems are somewhat mitigated. Nevertheless, low occupancy will result during low demand periods, and overcrowding will result in peak periods; neither is desirable. To maximize customer satisfaction and to utilize the facilities year-round, some action must be taken. Two strategies for dealing with this situation are as follows:

1. Multiple use. This involves supplementing peak-season attractions of a destination with other attractions that would create demand for travel to that destination during off-season periods. In effect, the peak season for the destination is extended. Examples of such efforts abound. In Michigan, for example, the current demand for off-season travel (during the fall, winter, and spring) has been successfully increased and sustained at much higher levels than in the past. While Michigan was once viewed primarily as a summer destination, the development and promotion of winter sports in resort areas, foliage tours, and superb salmon fishing in the fall and spring have created new markets for these off-season periods. Festivals, special celebrations, conventions, and sports activities sponsored and promoted during off-seasons are other examples of multiple-use strategies.

2. Price differential. This technique, in contrast with the multiple-use strategy, creates new markets for the off-season periods by employing price differentials as a strong tool to shift demand away from the peak season in favor of the off-season. Florida and destinations in the Caribbean have used this strategy rather effectively. The prices in these destinations during the off-seasons are considerably less than during the peak seasons. In addition, the development of promotional fares by airlines and other carriers, along with the expansion of the number, timing, and variety of price-discounted tours, have helped to stimulate demand in the off-season. Increased efficiency and effectiveness of promotional campaigns and better marketing also tend to offset the traditional seasonal patterns of demand. Yield management techniques used in the airline and lodging industries are very effective in using price differentials to match supply and demand.

In addition to these strategies implemented by destination areas, some trends in the employment and leisure patterns of Western societies contribute further to the leveling of demand between off-seasons and peak seasons. The staggering of holidays, the increasing popularity of three-day weekends with a holiday on Friday or Monday, and the splitting of vacations between various seasons of the year all lend themselves to leveling the demand for travel. Once the demand is evened out, the destination is then able to maximize customer satisfaction during the peak season and during the off-season. Also, facilities are utilized at a considerably higher level than previously. The importance of boosting off-season demand and, therefore, utilization level is further underscored by the fact that in most tourist service businesses, fixed costs are quite high in relation to operating costs. This implies that increasing total yearly revenue, even modestly, produces proportionally larger profits. There may be some softening of demand during the peak season due to those who might switch to the off-season

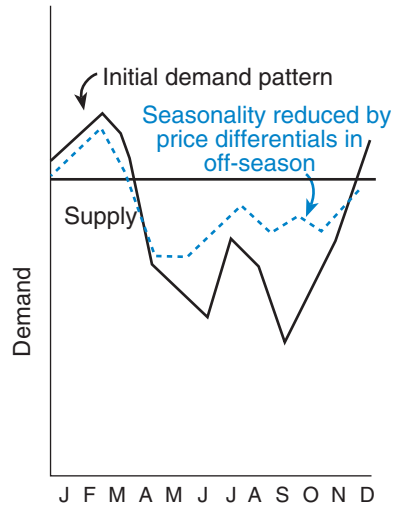


Figure 12.3
Reducing seasonality through price differentials.

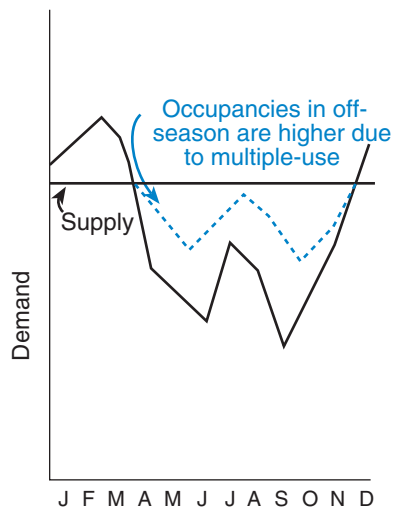


Figure 12.4
Reducing seasonality through multiple use.

because of the lower prices (see Figure 12.3). However, this is believed to be minimal. When off-season demand is boosted by the multiple-use strategy, peak-season demand is unaffected. Therefore, overall demand for the entire year will be substantially higher (see Figure 12.4).

SUMMARY

Certain broad classifications of supply components must be provided by any area that is attractive to tourists. The components consist of natural resources, the built environment, operating sectors, and the spirit of hospitality and cultural resources. These

factors may be combined in many ways to create the environment, facilities, and services that the planners hope will attract and please the customers.

Creation of supply components necessarily involves financing—a critical element. Ideally, all the supply components perfectly match the demand at any given time. However, this is unrealistic. Too much supply means unused facilities, which is uneconomic. Too little supply results in overcrowding with resultant depreciation of the vacation experience. A moderate supply level is recommended.

Supply can be matched with demand using a mathematical formula. When confronted with a supply problem, the proper level of supply to meet the anticipated demand can be estimated by using the formula provided in this chapter. The process is refined and completed by a six-step task analysis.

KEY CONCEPTS

accommodations
cultural resources
entertainment, recreation, and other activities
hospitality resources
hotel management

infrastructure
multiple use
natural resources
peaks and valleys of demand
price differentials
seasonality

shopping
superstructure
supply components
task analysis
timesharing
transportation

INTERNET EXERCISES

The Internet sites mentioned in this chapter plus some selected additional sites are listed for your convenience on the companion Web site for this book, www.wiley.com/college/goeldner.

ACTIVITY 1

Site Name: Fodor's Travel Publications

URL: <http://www.fodors.com>

Background Information: Fodor's Travel Publications, a subsidiary of Random House, is the largest publisher of English-language travel information in the world. Fodor's now publishes 14 guidebook series and more than 290 books on destinations around the world.

Exercise

- Using the four major supply components your textbook indicates that any tourist area must possess,

discuss how the Fodor's Web site addresses each of these areas for the potential tourist.

ACTIVITY 2

Site Name: Lonely Planet Online

URL: <http://www.lonelyplanet.com>

Background Information: Lonely Planet publishes some of the world's best guidebooks for independent travelers. Their books are known worldwide for reliable, insightful travel information, maps, photos, and background historical and cultural information.

Exercise

- Choose a destination or use one provided by the instructor. How does this site address the four components of travel for the potential tourist to this destination?

 **QUESTIONS FOR REVIEW AND DISCUSSION** 

1. In planning supply components for a development in an entirely new area, which one of the four components should be considered first? Last? Why?
2. When a gorgeous new hotel is opened for business, are the attractive physical facilities more important than the quality and training of the staff?
3. As a resort hotel manager, do you believe your guests need to be educated about environmental protection? Do you need to educate your staff?
4. In a poor, developing country, a world-class hotel uses about half of the community's water supply. This requires rationing of water by the local people, which creates resentment. Suggest a partial solution to this problem.
5. For new developments, should the access roads be supplied by a government agency, the developer, or both? If both, who should supply what?
6. What might be appropriate costumes and uniforms for waiters and waitresses in various localities?
7. A motor hotel manager states, "I can't sell any souvenirs that cost over \$5." How could this situation be improved?
8. The sports director of a large resort hotel has been instructed to upgrade the hotel's physical fitness program. Provide some suggestions as to how this might be done.
9. Is changing the prices of hotel rooms, meals, and entertainment the best way to mitigate fluctuating levels of demand? Are there nonprice methods? Could combinations of methods be used?

 **CASE PROBLEMS** 

1. To maintain and hopefully enhance the appeal and quality of its area's natural resources, the city council has decided that it needs to enact protective laws to help ensure its future tourism success. What specific laws and regulations might these be?
2. Resort City is anxious to attract more tourists. The chamber of commerce has been successful in attracting several new tourist firms to the community. These firms plan to develop new hotels, lodges, shops, and restaurants. However, an influential member of the chamber of commerce expresses the viewpoint that the community should enact some strict zoning and building code laws before these construction projects get under way. The prospective developers and many other members of the chamber disagree. What do you think should be done to resolve this situation, and why?
3. A destination tourism organization (DMO) is seeking ways in which to improve the proficiency of accommodations booking. It is exploring the possibility of installing a computer-based accommodations information system. This system provides data comparisons between similar operations considering size, location, and countrywide averages. What do you see as advantages for implementing such a system? How might the system be implemented in your destination?

CHAPTER 13

Measuring and Forecasting Demand

LEARNING OBJECTIVES

- Understand the concept of demand and its application and importance in tourism development planning.
- Understand the factors determining the magnitude and fluctuations of demand.
- Become able to apply various methods to measure and forecast demand.



Travelers enjoy the speed of the Très Grand Vitesse (TGV) train to Paris. Copyright © Corbis Digital Stock.

INTRODUCTION

Economists define demand as a schedule of the amount of any product or service that people are willing and able to buy at each specific price in a set of possible prices during some specified period of time. Thus there exists at any one time a definite relationship between the market price and the quantity demanded.

WHY DEMAND IS IMPORTANT

The amount of demand for travel to a particular destination is of great concern to anyone involved in tourism. Vital demand data include: (1) how many visitors arrived, (2) by what means of transportation, (3) how long they stayed and in what type of accommodations, and (4) how much money was spent. There are various measures of demand; some are much easier to obtain and are usually of more general interest than are others. Techniques also exist for making forecasts of future demand. Such estimates are of great interest to anyone planning future tourism developments. The availability of financing will depend largely on reliable forecasts of the future gross sales or revenues from the project to determine if the proposal will be financially feasible.

Marketing and sales promotion programs are, of course, aimed at increasing demand. Sometimes this effort focuses on increasing demand at certain times of the year or to a particular market. But the basic purpose is the same: to increase demand.

DEMAND TO A DESTINATION

In somewhat more specific terms, the demand for travel to a particular destination will be a function of the person's propensity to travel and the reciprocal of the resistance of the link between origin and destination areas. Thus,

$$D = f(\text{propensity, resistance})$$

where D is demand.

Propensity can be thought of as a person's predisposition to travel—in other words, how willing the person is to travel, what types of travel experiences he or she prefers, and what types of destinations are considered. A person's propensity to travel will, quite obviously, be determined largely by his or her psychographic profile and travel motivation, as discussed in previous chapters. In addition, a person's socioeconomic status will have an important bearing on propensity. It follows that to estimate a person's propensity to travel, we must understand both psychographic and demographic variables concerning the person. Propensity is *directly* related to demand.

Resistance, on the other hand, relates to the relative attractiveness of various destinations. This factor is, in turn, a function of several other variables, such as economic distance, cultural distance, the cost of tourist services at destination, the quality of service at destination, effectiveness of advertising and promotion, and seasonality. Resistance is inversely related to demand.

Economic Distance

Economic distance relates to the time and cost involved in traveling from the origin to the destination area and back. The higher the economic distance, the higher the resistance for that destination and, consequently, the lower the demand. It follows, conversely, that between any origin and destination point, if the travel time or travel cost can be reduced, demand will increase. Many excellent examples of this are available, such as the introduction of the jet plane in 1959 and the introduction of the wide-bodied jets in the late 1960s. Jet planes first cut travel time between California and Hawaii, for example, from twelve hours to five hours, and demand grew dramatically. A similar surge in demand was experienced with the introduction of the wide-bodied planes for transatlantic flights. The introduction of these planes cut the travel cost by almost 50 percent between the United States and most countries on the European continent.

Cultural Distance

Cultural distance refers to the extent to which the culture of the area from which the tourist originates differs from the culture of the host region. In general, the greater the cultural distance, the greater will be the resistance. In some cases, however, the relationship might be the opposite. For example, the higher the cultural distance between particular origin and destination areas, the more an allocentric person may wish to travel to that destination, to experience this extreme difference.

Cost of Services

The higher the **cost of services** at a destination, the higher the resistance to travel to that destination will be and, therefore, the lower the demand. This variable captures the familiar inverse relationship between the price of a good or service and demand for it.

Quality of Service

Clearly, the higher the **quality of service** at a destination, the lower the resistance will be for travel to that destination. Although the relationship between quality of service and demand is straightforward enough, a difficulty arises in the interpretation and



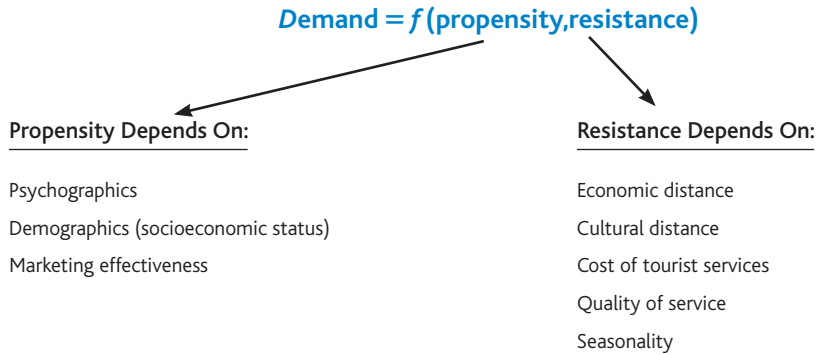
Many tourists seek familiarity, while others seek new cultural experiences where they can mingle with the population and enjoy local food from a vendor, such as this one in Morocco. *Photo by the author.*

evaluation of *quality*. Evaluation of quality is a highly personal matter, and what is quality to one tourist is not necessarily quality to another. Also, if a tourist does not have previous travel experience at a destination, can he or she accurately judge the quality of services there? In such a case, the tourist must select a destination based on what the quality of service is *perceived* to be. Often, due to misleading advertisements or inaccurate input from others, the tourist's perception of the quality of service may not be realized at the destination. Such a situation has serious implications for establishing a repeat clientele, which is an important ingredient for success in the tourist business. Consequently, a destination area must be meticulous in projecting an accurate image.

Seasonality

The effect of **seasonality** on demand is quite apparent. The relative attractiveness of a given destination will depend on the time of year for which a vacation is planned. For a ski resort, for example, the demand will be at the highest level during the winter months. Resistance is at a minimum in this season.

The following illustrates the relationship between propensity, resistance, and demand, in terms of these variables as just described:



MEASURING DEMAND

Demand is strongly affected and limited by the supply. If the supply aspects are not taken into consideration when using demand figures, planners might be led into the false assumption that in a particular area, the supply should be increased to meet the demand when, in actuality, the increased supply may be needed much more elsewhere.

There are several measures of actual demand:


1. Visitor arrivals
2. Visitor-days or visitor-nights
3. Amount spent

Visitor Arrivals

Simply counting the number of people who arrive at a destination is a measure of demand, although not a particularly adequate one. However, when visitors arrive by ship or aircraft, for example, to an island, quite accurate data are obtainable. Those who are en route to someplace else should not be included in the arrival data. **Visitor arrivals** are the easiest type of data to obtain, especially if public transportation is the principal mode used. Regular reporting of visitor arrivals is of value in measuring broad changes in demand. Variation in the number of arrivals month by month is quite significant because it indicates the rise and fall of demand during the course of a year.

Arrival data become more of a problem if a large proportion of visitors arrive by private automobile on many major highways. In this case, a sampling method is employed, sometimes involving a tourist information center. Those stopping at the center are asked to fill out a card with data about their trip. The total number of visitors is then estimated, based on the sample obtained.

Tourists seek out famous sights such as the Leaning Tower of Pisa in Italy and create visitor-days and visitor-nights, which are a convenient way of measuring travel demand. Copyright © Corbis Digital Stock.



Visitors coming through seaports should be classified according to the United Nations' definition of tourists and excursionists. Excursionists remain in an area for less than twenty-four hours, whereas tourists stay twenty-four hours or longer. Arrival statistics should not include those who enter the country illegally, air travelers who do not leave the airport transit area, or analogous cases.

Visitor-Days or Visitor-Nights

Data on **visitor-days** and **visitor-nights** are much more valuable to tourism planners than are data on the number of arrivals. To calculate the former, the number of visitors is multiplied by their average length of stay. Public park planners and beach managers are interested in visitor-day figures. Hotel and other accommodations people want data on visitor-nights. When such data are obtained, it is not difficult to make an estimate of the likely expenditures made per visitor per day or night. But these expenditure figures are at best only estimates and need to be used carefully. Data on visitor-days and visitor-nights are of great benefit to planners who work on public facilities for tourists, such as utility systems, parking, and recreation areas. Similarly, private developers planning new hotels or other accommodations or services want and need visitor-night information. Thus visitor-days and/or visitor-nights are the most practical data to obtain and are useful to tourism people.

$$D = \text{no. of visitors} \times \text{avg. no. of days or nights at destination}$$

Amount Spent

Amount spent is the most meaningful measure of demand, if it is determined accurately. However, it is the *most* difficult measure to obtain. Statistics of this type tend to be hidden or partially forgotten by the visitor. Thus, they are not as accurate as desired. However, to members of legislatures and the public, total tourist expenditures are the most easily understood and the most impressive.

The most common method of estimating tourist expenditures is to multiply visitor-days or visitor-nights by the average per-day or per-night expenditure. Thus,

$$D(\$) = \text{no. of visitor-days or visitor-nights} \times \text{avg. expenditures per day/night}$$

Total expenditures in an area consist of the visitor-day and visitor-night total expenditures over a specified period of time.

Measuring Tourism Expenditures through Tax Collections

Many states have a **sales and use tax** on consumer items. These tax collections provide a statistical base for calculating tourist expenditures. Suppose that a state has a 4 percent use tax on hotel and motel rooms. If we know what percentage of the average tourist dollar is spent for lodging, we could make an estimate of how much is spent on lodging and total expenditures, as illustrated in the following hypothetical example:

$$\text{Rooms tax collections} = \$5 \text{ million}$$

$$\text{Rooms use tax rate} = 4 \text{ percent}$$

$$\text{Total lodging spending} = \$5 \text{ million} \div 0.04 = \$125 \text{ million}$$

$$\text{Lodging expenditures} = 25 \text{ percent of total spending}$$

$$\text{Total expenditures} = \$125 \text{ million} \div 0.25 = \$500 \text{ million (visitor-nights)}$$

$$\text{Estimated spending of those not using commercial lodging} + \text{visitor-day} \\ \text{spending} = \$600 \text{ million}$$

$$\text{Total } D(\$) = \$500 \text{ million} + \$600 \text{ million} = \$1.1 \text{ billion}$$

Research in Measuring Demand

Considerable interest exists in improving methods of measuring current demand. Tourism is a labor-intensive service industry. As such, it is looked upon by state governments as a promising business to relieve unemployment. But one of the main problems is to determine its present financial dimensions.

Official tourism organizations are typically charged with the responsibility of undertaking research to measure economic impact and current demand. In this task they are

assisted greatly by the Travel Industry Association of America (TIA). Details on research are provided in Chapter 18. The next research task is to make an estimate of what the future demand might be should certain steps be taken by the destination area.

PROJECTION METHODOLOGY

Several statistical methods or econometric analyses can be used to project demand. All require a degree of statistical or mathematical sophistication, familiarity with computers, and a clear understanding of the purpose (and limitations) of such projections. Listed are several such methods with brief explanations. For a more complete review, see the references for this chapter at the end of the book.

Trend Analysis Method

The trend analysis method involves the interpretation of historical demand data. For instance, if a record of the number of tourist arrivals in an area on an annual basis is available, then demand for future years can be projected using this information.



Projecting food industry sales has been an easy task in recent years, as restaurant sales have shown a steady increase for the last sixteen years. Thus, it is possible to use trend analysis to make accurate projections. Tourists enjoy food in many settings. Here, tourists are dining in the lovely Golf Club restaurant with excellent food and views. *Photo courtesy of The Broadmoor.*

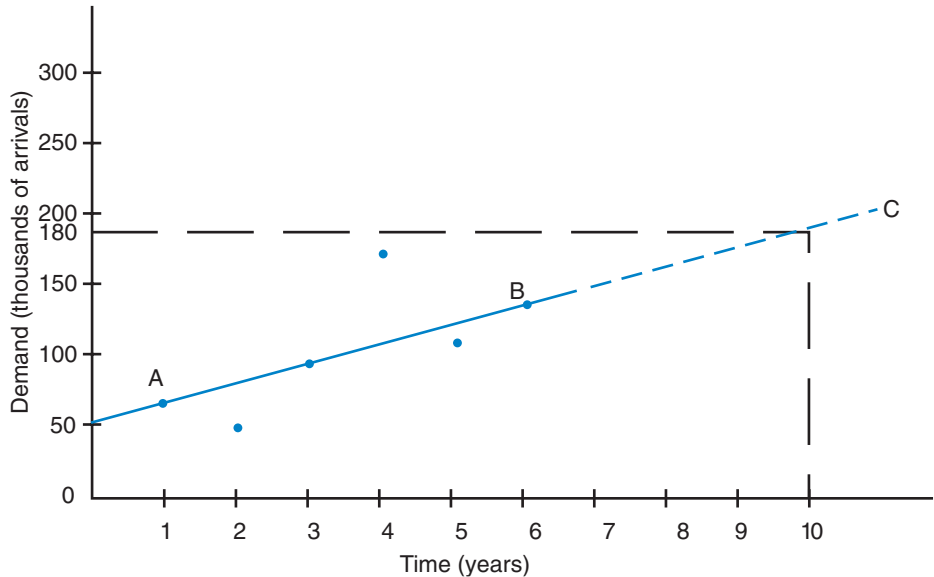


Figure 13.1 Trend analysis.

The first step is to plot the available data on a graph: time (in years) against the tourist arrivals. Once this has been done, a linear trend can be established that best captures the changes in demand levels in the past. Demand projections for future years can now be made by extending the trend line up to the relevant year and reading the demand estimate off the graph. Figure 13.1 illustrates this procedure. The points represent the levels of demand for the six-year period for which data are available.

A linear trend in demand levels can then be determined (say, line *AB*). If a demand projection for year 10 were needed, the trend line *AB* can be extended to a point such as *C*. Finally, the projected demand level in year 10 can be determined to be approximately 180,000 arrivals, as shown in Figure 13.1.

The advantage of using trend analysis is that the data needed are rather basic and easy to obtain. Only one data series is required: visitor arrivals, or some other measure of demand on a quarterly or on an annual basis for the past few years. In addition, the method is simple and does not require a great deal of mathematical sophistication. Characteristically, however, the simplicity of the model is to a large extent a trade-off for the usefulness of the results. For instance, the future demand estimates obtained in this manner should be interpreted with a great deal of caution. There are several reasons for this. First, trend analysis does not “explain” demand in any way. In other words, if demand changes from year to year, we would expect this to be because of changes in the components of demand (propensity and resistance, as discussed earlier in this chapter). Trend analysis does not acknowledge the influence that these variables have on demand levels and, therefore, cannot explain why it changed. Second, to *extrapolate* from a linear trend (extending the trend line *AB* to point *C*) is to assume

that past growth trends will continue without change. Such an assumption is tentative at best. Estimates based on a constant growth rate tend to become very unrealistic in rather short periods of time, due to the nature of compounding.

Simple Regression: Linear Least Squares Method

In simple regression, information on demand levels for past years is plotted against one important determinant of demand, say, income or prices. Then, through the application of a statistical technique called **least squares** regression, a straight line is used to “explain” the relationship between demand and the particular variable being considered (such as income levels of tourists). Consider, for example, the hypothetical data in Table 13.1 for demand levels for ten years and the income levels of tourists for these same years.

By plotting the pairs of arrivals and income data on a graph, we obtain a relationship between income and travel demand, illustrated in Figure 13.2. The points represent the annual observations, and the line *AB* represents the line of “best fit.” It is obtained by the least squares method. We can now obtain demand projections from this method based on what we expect income levels to be in the future. Suppose we wish to estimate demand for year 15. In this year, income is projected to be \$8,300 per capita. As shown in the figure, the estimate of demand for this income level is 128,000.

Because income is a major determinant of demand, simple regression “explains” demand to some extent. It is superior to trend analysis for this reason. Besides, the methodology is still relatively simple and can be presented visually. Data needed for this method are relatively easy to collect, when compared to the data needs of the two following projection methods.

TABLE 13.1 Demand and Income Data

Year	Number of Tourist Per Arrivals (thousands)	Capita Income of Tourists (dollars)
1	75	6,300
2	90	7,200
3	100	7,000
4	105	7,400
5	95	6,800
6	110	7,500
7	105	7,500
8	100	7,200
9	110	7,600
10	120	7,900

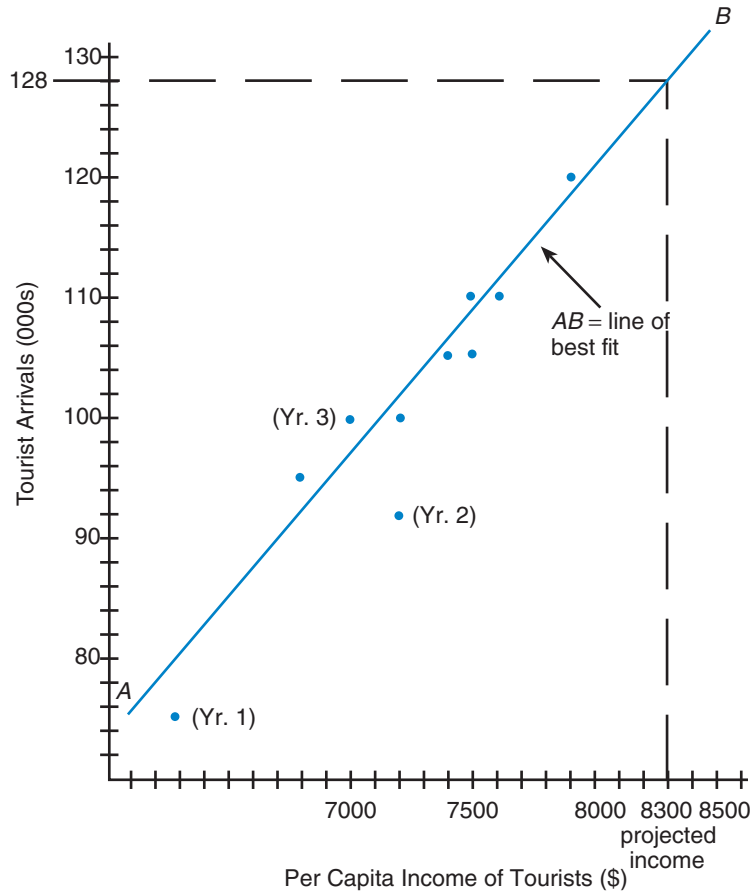


Figure 13.2 Relationship between income and travel demand.

Multiple Regression: Linear Least Squares Method

The major drawback of simple regression is that only one variable can be considered at a time. In reality, demand is affected by all the factors that influence propensity and resistance, as discussed earlier. It may not be feasible to include all these variables at one time, but it is certainly practical to isolate a few that are particularly relevant to determining demand and deal with these in one model. Multiple regression is one way to do this. It is essentially the same as simple regression, except that now more than one variable can be used to explain demand. Through a mathematical formula, a relationship is established between demand and the variables that we have chosen to consider in the model. For example, suppose that we had data on the prices of tourist services at a destination in addition to the incomes of the tourists. We could then regress demand on these two variables (income and prices) and obtain

a mathematical relationship between them. To estimate future demand, projected income and price levels for the relevant year can simply be substituted into the mathematical formula. The resulting estimate of demand will be more reliable than will one obtained by the simple regression method, because the former incorporates the *combined* effect of income and price on demand.

Indeed, the analysis is not restricted to these two variables alone. Conceptually, any number of variables can be used to explain and predict demand levels. But there are some practical limitations. As the number of “explanatory” variables increases, the calculations become increasingly complex. In addition, the costs involved in collecting the additional data and solving the mathematics of the technique are considerable. In some instances, the incremental reliability of the estimates may not justify these expenses, because estimates are after all only estimates and are not certain to materialize—no matter how comprehensively they may be calculated.

In addition to the expense involved, another drawback of multiple regression is that the relationships cannot be depicted graphically, as the results of the two earlier methods can be. The reason is, of course, that we get into multidimensional planes. Up to three dimensions can be depicted visually, but beyond that it becomes impossible.



Cruise travel is forecasted to continue to be the fastest-growing sector of the travel industry. This forecast is based on survey research, past trends, demographics, customer satisfaction, marketing efforts, and new ships joining the fleet. *Photo by Andy Newman; courtesy of Carnival Cruise Lines.*

Computer Simulations and Models

Another projection method is to build a computer model that will simulate tourist demand. Typically, the demand for tourism to a particular area is a function of factors such as levels of income of tourists, the cost of travel from the tourists' homes to the destination, price levels, competition, currency exchange rates, and distance or journey time. These relationships are usually identified using multiple regression, as discussed above.

Simulation models include a complex set of equations that will usually combine both the trend-line extrapolation methods and the regression-technique models into a more comprehensive systems simulation. Relationships between many variables are specified through interrelated equations. Simulation models rely on historical data for input and model calibration. Once a model gives reasonably accurate distributions for past years, it can be used to predict probable future distributions.

Simulation models require specially trained personnel with a high degree of technical expertise to set up original model and data processing programs. Knowledge of time-series, cross-sectional, and causal relationships and change processes is required. Also, powerful computing resources and high data precision are necessary. These are serious problems that have to be faced by any tourism organization that might consider using this approach. Simulation forecasting is best suited for a problem that is complex with known and quantifiable relationships and some feedback effects. It is also suitable for long forecast horizons.

Executive Judgment (Delphi) Method

Mathematical and statistical models are most useful and often produce accurate results. However, the combined experience of tourism executives is also valuable. The **Delphi method**, in essence, consists of a systematic survey of such experts. A series of questions is asked, and then the results, as a consensus, are reached. An example of the executive judgment method is the United Nations World Tourism Organization (UNWTO) Panel of Tourism Experts, where 250-plus experts contribute information on tourism trends.

Mathematical statistical tools cannot incorporate the influences of variables not explicitly included in the model. For example, under multiple regression, income and travel prices were the only two variables used to predict demand. However, other factors, such as the political situation, fuel situation, changes in taste, amounts of leisure, and the effectiveness of promotion campaigns, obviously have an impact on demand levels. By the Delphi method, the combined effects of all such factors are carefully considered from the base of the executive's experience. For estimating tourism demand, then, *a combination of various mathematical statistical methods and the Delphi method* is believed to produce the most reliable demand estimates in any given situation.

 GLOBAL INSIGHT 

Tourism Forecasts

There are several places to turn for tourism forecasts. One of the best is the World Travel and Tourism Council (WTTTC) Web site (<http://www.wttc.org>), where you will click on Tourism Satellite Accounting Forecast. This will allow you to access forecasts for the current year and ten years out for 14 regions and 176 countries without charge. WTTTC and its research partner, Oxford Economics (OE), use a sophisticated combination of macroeconomic research and forecasts, national accounting data, travel and tourism variables, and econometric modeling to produce forecasts covering concepts of travel and tourism demand, gross domestic product, and employment.

Another source is UNWTO's *Tourism: 2020 Vision*, a long-term forecast that covers the development of tourism for the first twenty years of this century. It is a quantitative forecast covering a twenty-five-year period, with 1995 as the base year and forecasts for 2010 and 2020. They also publish *Tourism Indicators*, which cover international tourist arrivals and receipts which are useful for making forecasts. Visit <http://www.unwto.org>.

For tourism forecasts for the United States, one needs to turn to the Travel Industry Association of America (TIA). TIA has instituted several major industry forecast programs for travel volume and trends. These include the *Market Forecast and Review Reports*, the *U.S. Travel Forecast*, the *Forecast of Inbound Travel to the U.S.*, the Marketing Outlook Forum proceedings *Domestic Outlook for Travel and Tourism*, and the *International Outlook for Travel and Tourism*. Their travel forecast predicts total travel expenditures in the United States will reach \$821.0 billion in 2010. Visit <http://www.tia.org>.

For Asia-Pacific tourism forecasts, contact the Pacific Asia Travel Association (PATA) and purchase their *Asia Pacific Tourism Forecasts 2008–2010*. Their forecasts are published annually and provide a comprehensive numeric insight into the patterns of growth in the region. The Asia-Pacific region is now settling down to stable growth with an overall pattern of 6 percent growth. Visit <http://www.pata.org>.

The Canadian Tourism Commission's Research and Statistics section provides an outlook on travel volumes for the upcoming travel season. They also track trends and maintain statistics and figures that are useful in preparing forecasts. Their Web site is: <http://www.CanadaTourism.com>.

Tourism Australia has established the Tourism Forecasting Committee (TFC). The TFC is an independent body charged with providing present and potential tourism investors, industry, and government(s) with consensus forecasts of activity for the international, domestic, and outbound tourism sectors. The resources for the TFC are provided by Tourism Australia. Their latest forecast was prepared in October 2006 and covers 2006 to 2015, with average annual growth predicted to be 4.3 percent. Visit <http://www.tourismaustralia.com>.

These examples reflect the importance of forecasting demand as an essential tool of tourism planning and are indicative of the types of effort that many national tourism offices engage in.

DISCUSSION QUESTIONS

1. Why is it important to forecast tourism expenditures? Tourism arrivals?
2. What is the best source of tourism forecasts?

SUMMARY

Demand, without doubt, is the fundamental measure of any area's success in attracting visitors. All planning activities are ultimately intended to increase or control demand. Marketing programs are aimed at increasing demand, sometimes at certain periods during the year, and/or to attract particularly identified market segments.

Understanding demand requires a knowledge of its definition, what comprises demand, what affects the levels of demand, and how future demand can be identified and estimated. Thus, use of demand data is essential in any tourist business situation.

Development of a destination area, whether by public authority, private developers, or both, requires demand data that are as accurate as possible. Providing such data is one of the most important responsibilities of an official tourism organization. Similar data are provided by research organizations and consulting firms, usually when commissioned to make feasibility studies. Any development proposal must have ample estimates of expected demand before any financing can be committed.

Becoming familiar with methods of measuring or estimating present and future demand, as described in this chapter, should enable you to produce such data. With the current high cost of land and construction, reasonably accurate demand statistics are of paramount importance.

KEY CONCEPTS

amount spent
arrivals
computer
 simulation
cost of services
cultural distance
demand
economic distance

executive judgment
 (Delphi method)
linear least squares method
multiple regression
projection methodology
propensity
quality of service
resistance

sales and use tax
seasonality
simple regression
tax collections
trend analysis
visitor-days
visitor-nights
visitors

INTERNET EXERCISES

The Internet sites mentioned in this chapter plus some selected additional sites are listed for your convenience on the companion Web site for this book, www.wiley.com/college/goeldner.

ACTIVITY 1

Site Name: Office of Travel and Tourism Industries

URL: <http://www.tinet.ita.doc.gov>

Background Information: The Office of Travel and Tourism Industries functions as the U.S. federal tourism office. Its core responsibility is to collect, analyze, and disseminate international travel and tourism statistics for the U.S. Travel and Tourism Statistical System.

Exercise

1. What statistical data are available at this Web site that would help a tourism professional determine the demand for travel and tourism?

ACTIVITY 2

Site Name: STAT-USA/Internet

URL: <http://www.stat-usa.gov>

Background Information: STAT-USA/Internet, a service of the U.S. Department of Commerce, is a site for the U.S. business, economic, and trade community, providing authoritative information from the federal government.

Exercises

1. What information does the National Trade Data Bank (NTDB) provide?
2. What publications are available to the public from this organization?

QUESTIONS FOR REVIEW AND DISCUSSION

1. Why are demand data so important? Give examples. By whom are demand data used?
2. Explain why resistance to make a trip is inversely related to demand. Are there situations with which you are familiar? Explain.
3. Describe in detail the three factors that determine propensity to travel. Create an example using all three of these major elements.
4. What determines the degree of resistance to travel experiences? Considering the five factors described in this chapter, give an example involving: (1) an irresistible travel offer, and (2) a seasonal travel product.
5. Using the three measures of demand presented, describe a situation in which each one of these would be the most meaningful.
6. A state tourism director wants to convince the legislature to increase the promotion budget for the next fiscal year. What measure of demand should be used? How might these data be obtained?
7. How much faith should be placed in mathematical models of demand projection? What characteristics of input data affect the degree of reliability?
8. A national lodging chain is planning expansion. What are the best methods for estimating future demand?
9. How valuable is trend analysis?
10. What is the Delphi method?

 **CASE PROBLEMS** 

1. Assume that the federal government has imposed an increase in the gasoline tax of fifty cents per gallon, effective in three months. How might a motel franchise headquarters organization estimate the effect on demand that this new tax would have for their member motels, which are located in all parts of the country? How could a restaurant chain organization operating turnpike food services make such an estimate? How could a regional airline and longer-stay accommodations. The new suites will possess an exciting array of electronic entertainment features, including a large screen, stereo sound, movies, compact discs, and cassette players. Understandably, these suites are quite expensive to build. Thus, reasonably accurate demand forecasts are essential. Byron C. has tentatively selected your city as a location for the first of these new suite concepts. As executive vice president of your city's convention and visitors bureau, what method would you use to assist Mr. C. in making these crucial demand estimates?
2. Byron C. is director of development for a major hotel systems firm. His company has formulated a new concept in resort-type overnight


CHAPTER 14

Tourism's Economic Impact

LEARNING OBJECTIVES

- Know the economic generators and impact of tourism.
- Perceive the economic importance of tourism in various regions of the world.
- Know about tourism satellite accounts.
- Understand multipliers.
- Know about balance of payments.
- Comprehend elasticity and inelasticity.

Petra is without doubt Jordan's most valuable treasure and greatest tourism attraction—an economic anchor of tourism. Petra is a vast, unique city, carved into sheer rock. When Petra was designated a UNESCO World Heritage Site in 1985, it was described as “one of the most precious cultural properties of man's cultural heritage.” It has been named one of the new seven wonders of the world. *Copyright © Angus McIntyre, 1995*



INTRODUCTION

Tourism is a powerful economic force providing employment, foreign exchange, income, and tax revenue. The generators of **economic impact** for a city, a state, a province, a country, or a destination area are visitors, their expenditures, and the multiplier effect. The economic impact of tourism spending is a function of the numbers of domestic and international visitors and their expenditures (see Chapter 1). Because of the economic importance of tourism, the United Nations World Tourism Organization (UNWTO) maintains statistics by region and country on tourism arrivals (visitors) and both tourism expenditures (what a country spends) and receipts (what a country receives from visitor expenditures). Tourism destinations are becoming increasingly competitive as more and more destinations look at tourism to become the new economic generator replacing declining activity in agriculture, mining, and manufacturing.

The economic impact of tourism was dramatically demonstrated by the events of September 11, 2001. As a consequence of pervasive anxiety caused by these events, people cut back on their travel; economic forecasts were put on hold; airline, lodging, tour operators, and travel agent revenue declined; and widespread layoffs occurred throughout the industry. We realized very directly and in a personal manner the real economic impact of tourism. However, travel has already recovered, and the 2020 forecasts from UNWTO will be realized.

TOURISM'S ECONOMIC IMPACT: AN INTERNATIONAL PERSPECTIVE

Preliminary results for the full year of 2007 confirm that tourism demand has again been highly resilient since the industry continues to enjoy an above-average growth in international tourist arrivals of over 6.1 percent. Admittedly, the regional averages mask some fairly mixed performances from different subregions and individual countries. Nevertheless, the overall results demonstrate clearly that, despite all the downside risks facing global tourism at the start of 2007, in particular terrorism, health scares, and rising oil prices, tourism, backed up by one of the longest periods of sustained economic expansion, enjoyed another year of good growth, above the long-term forecast rate of 4.1 percent. The total number of international arrivals reached 898.0 million, an increase of 52 million over 2006 (see Table 14.1).

Europe is the main tourist receiving region, followed by Asia and the Pacific, and the Americas. In 2007, Europe accounted for over 53 percent of the arrivals, Asia and the Pacific 19.9 percent, and the Americas 16.2 percent. While all regions showed growth, the Middle East led with 13.4 percent followed by Asia and the Pacific with 10.2 percent, Africa with 7.9 percent, the Americas with 4.7 percent, and Europe with 4.2 percent.

TABLE 14.1 International Tourist Arrivals

	Arrivals (million)		Change Rate (%)	Market Share (%)
	2006	2007	2007 ^a /2006	2007
World	846.0	898.0	6.1	100.0
Africa	40.9	44.2	7.9	4.9
Americas	135.7	142.1	4.7	15.8
Asia and the Pacific	167.8	184.9	10.2	20.6
Europe	460.8	480.1	4.2	53.5
Middle East	41.0	46.4	13.4	5.2

^aData as collected in UNWTO database, January 2008.

Source: United Nations World Tourism Organization, *UNWTO World Tourism Barometer*, Vol. 6, No. 1 (January 2008).

Table 14.2 shows international tourism receipts by region in U.S. dollars for 2006. Receipts data lags arrivals data and 2007 receipts data will be available in June 2008. An initial analysis of the data in Table 14.2 shows that international receipts increased by \$57 billion, for a 4.5 percent increase, very similar to the increase in arrivals. Every region recorded an increase in receipts in U.S. dollars. Europe again led with \$377.6 billion for a 51.3 percent share.

Asia and the Pacific and the Americas tied with \$153.4 billion for a 20.9 percent share. The Middle East recorded receipts of \$26.8 billion for a 3.6 percent share, and Africa recorded receipts of \$24.2 billion for a 3.3 share. The series has always been

TABLE 14.2 International Tourist Receipts

	\$US (billion)		Change Rate Local Currencies (%)	Market Share (%)	Receipts per Arrival (\$US)
	2005	2006	2006 ^a /2005	2006	2006
World	678.0	735.0	4.5	100.0	870
Europe	350.5	377.6	4.0	51.3	830
Asia and the Pacific	134.5	153.4	9.4	20.9	920
Americas	144.7	153.4	1.8	20.9	1,130
Africa	21.6	24.2	10.0	3.3	590
Middle East	26.2	26.8	-3.4	3.6	660

^aData as collected in UNWTO database (June 2007).

Source: United Nations World Tourism Organization, *UNWTO World Tourism Barometer*, Vol. 5, No. 2 (June 2007).

reported in U.S. dollars; however, this does not always present as accurate a picture as it should because of the impact exchange rates can have. UNWTO states that a way to compensate for this distortion caused by exchange rates is to express receipts in weighted local currencies in constant prices. The percentage change was calculated this way and shows that all regions recorded an increase except the Middle East, which recorded a change of -3.4 percent with this calculation. Africa led with a 10.0 percent increase followed by Asia and the Pacific with 9.4 percent, Europe with 4.0 percent, and the Americas with 1.8 percent.

Receipts per arrival averaged \$870. The Americas averaged the highest receipts per arrival at \$1130, followed by Asia and the Pacific with an average of \$920, Europe with \$830, the Middle East with \$660, and Africa with \$590.

The data in Tables 14.1 and 14.2 are preliminary data and as with most statistical data will undergo revision as time passes and the database improves. Go to the UNWTO Web site <http://www.unwto.org> to get the latest data.

Expectations for 2020


Prospects for the future appear to be positive. Travel statistics indicate tourism is resilient and overcomes negative factors relatively quickly. While oil prices, the economy, and terrorism are always causes for concern, tourism appears to be on target to achieve 2020 forecasts.

Tourism 2020 Vision is the United Nations World Tourism Organization's long-term forecast and assessment of the development of tourism through the first twenty years of the new millennium. An essential outcome of *Tourism 2020 Vision* are quantitative forecasts covering a twenty-five-year period, with 1995 as the base year and forecasts for 2000, 2010, and 2020.

UNWTO's *Tourism 2020 Vision* forecasts that international arrivals are expected to reach over 1.56 billion by the year 2020. Of these worldwide arrivals in 2020, 1.18 billion will be intraregional and 377 million will be long-haul travelers.

The total tourist arrivals by region shows that by 2020, the top three receiving regions will be Europe (717 million tourists), East Asia and the Pacific (397 million), and the Americas (282 million), followed by Africa, the Middle East, and South Asia. East Asia and the Pacific, South Asia, the Middle East, and Africa are forecasted to record growth at rates of over 5 percent, compared to the world average of 4.1 percent. The more mature regions of Europe and the Americas are anticipated to show lower-than-average growth rates.

Europe will maintain the highest share of world arrivals, although there will be a decline from 60 percent in 1995 to 46 percent in 2020. By 2010, the Americas will lose its number-two position to the East Asia and Pacific region, which will receive 25 percent of world arrivals in 2020, with the Americas decreasing from 19 percent in 1995 to 18 percent in 2020.



Hot Springs, Fairy Caves, the Colorado River, a ski resort, dude ranches, and easy access via Interstate 70 provide Glenwood Springs, Colorado with a vibrant tourism economy. *Photo courtesy of Hot Springs Lodge and Pool.*

Long-haul travel worldwide will grow faster, at 5.4 percent per year over the period 1995 to 2020, than intraregional travel, at 3.8 percent. Consequently, the ratio between intraregional and long-haul travel will shift from around 82:18 in 1995 to close to 76:24 in 2020.

COMPARING INTERNATIONAL AND DOMESTIC EXPENDITURES

Despite the importance of international tourism (that is, tourists traveling outside of their country of residence), for many (if not most) countries, domestic tourism (tourists traveling in their country of residence) is even more important. As shown in Table 14.2, the UNWTO estimated (based on preliminary figures) that international travel involved receipts of US\$735 billion in 2006. In contrast, the World Travel and Tourism Council estimated that in 2007, both international and domestic travel together generated about US\$1,851.2 billion. As can be seen from these estimates of the magnitude of international and domestic travel, the latter is much greater than the former. This fact surprises many people who primarily think of tourism as being exotic, international travel.

In the United States, the travel industry received \$721.9 billion from domestic and international travelers (including international passenger fares) in 2006. Of this total, international visitors spent \$107.8 billion traveling in the United States for 14.9 percent of the total. Domestic travel expenditures were \$614.1 billion for 85.1 percent of the total.

Employment

The World Travel and Tourism Council estimates that in 2008, employment in the travel and tourism economy was 238,277,000 jobs or 8.4 percent of total employment, which is 1 in every 11.9 jobs. By 2018, this should grow to 296,252,000 jobs, 9.2 percent of total employment or 1 in every 10.8 jobs. The 80,749,000 travel and tourism industry jobs accounted for 2.8 percent of total employment in 2008 and are forecast to rise to 97,983,000 jobs or 3.1 percent of the total by 2018.

Tourism provides both direct and indirect employment. Firms such as hotels, restaurants, airlines, cruise lines, and resorts provide direct employment because their employees are in contact with tourists and provide the tourist experience. Employees of firms providing goods and services to the direct employment firms, such as aircraft manufacturers, construction firms, and restaurant suppliers, create indirect employment.

The impact of this can be illustrated using a United States example. In 2007, the Travel Industry Association of America (TIA) published its annual study, *Tourism Works for America*, which contains employment estimates. Table 14.3, which illustrates employment by sector, shows that in 2005, travel and tourism directly generated over 7.5 million jobs in the U.S. economy.

Travelers in the United States produce secondary impacts over and above that of their original expenditures. These secondary outputs (sales) and earnings (wage and

TABLE 14.3 Direct Travel-Generated Employment by Industry Category, 2005

(Employees in thousands)

	2005	Percent of Total	Percent Change from 2004
Public transportation	928.4	12.4	-2.4
Auto transportation	265.4	3.5	0.0
Lodging	1,228.8	16.4	1.2
Food service	2,566.9	34.2	1.3
Entertainment/recreation	1,110.1	14.8	2.2
General retail	340.6	4.5	-1.0
Travel planning	173.7	2.3	-0.9
Domestic Total	6,613.9		0.7
Generated by international visitors ^a	894.9	11.9	1.3
Grand Total	7,508.8	100.0	-0.8

^aData on employment generated by international visitor spending not available by category.

Source: Travel Industry Association of America and Office of Travel and Tourism Industries.

salary income) supported by this “indirect” and “induced” spending add an additional 8.6 million jobs to the U.S. economy. With the almost 6.5 million jobs in 2005 generated directly by domestic travel spending and almost 900,000 employment opportunities generated by international travel to the United States, total U.S. employment created by the travel and tourism industry was 16.1 million in 2005.

The complexity of accurately measuring the vast economic impacts of the tourism industry has created a movement to link tourism expenditure accounting with that used for the national system of accounting in most countries. Earlier attempts to include tourism in the standard industry classification (SIC) codes proved unsuccessful because of the diversity and overlapping nature of many tourism expenditures. In order to overcome these difficulties, a system of tourism satellite accounting has been proposed and implemented. The Tourism Satellite Account (TSA) is discussed later in the chapter.

GLOBAL INSIGHT

Travel Advisories

Since an important role of every country’s government is to help protect their citizens, many countries issue “Travel Advisories,” “Travel Warnings,” “Travel Advice,” or “Consular Information Sheets.” Whatever the specific name, this information is intended to provide information on the safety and security conditions, entry requirements, and more for countries worldwide.

An example of Canadian “Travel Warnings” can be found on the Web site (<http://www.voyage.gc.ca/des/sos/warnings-en.asp>). Essentially Canada identifies nine levels of concern, with appropriate warnings to travelers. The United Kingdom Foreign and Commonwealth Office (FCO) issues Travel Advice Notices in four categories:

1. Countries the FCO advises against *all travel* to
2. Countries the FCO advises against *all travel* to *parts of*
3. Countries the FCO advises against *all but essential* travel to

4. Countries the FCO advises against *all but essential* travel to *parts of*

In the United States, Travel Warnings are issued when the State Department decides, based on all relevant information, to recommend that Americans avoid travel to a certain country. Countries where avoidance of travel is recommended will have Travel Warnings as well as Consular Information sheets.

While Travel Advisories are generally regarded as positive, they frequently raise objections on the part of travel destinations that believe they have been unnecessarily identified—thus, unfairly restricting visitation by both leisure and business travelers and creating a negative economic impact.

DISCUSSION QUESTIONS

1. What is the economic impact of travel advisories?
2. Are travel advisories or warnings fair?

OPTIMIZATION

Economics is concerned with the attainment of an **optimum** return from the use of scarce resources. Whether it is a person seeking psychological benefit from travel, or a business interested in providing tourists goods and services at a profit, or a host community government viewing tourism in terms of the economic benefits resulting from tourist expenditures, the principle is the same. Economic agents seek to allocate the limited supply of tourism resources (both physical and financial) as they seek to meet the demands of tourists. The demands are the result of their physical/functional needs (which, as a rule, are limited) and their psychological wants (which can be virtually unlimited).

As such, the problem that economics attempts to solve is how to achieve an economical optimal allocation of scarce tourism resources when facing the constantly shifting demand (generated by physical needs and psychological wants) for these resources.



Optimizing the tourist experience is both a managerial and a personal challenge. In this instance, the hotel guests appear to be optimizing at the personal level. *Photo courtesy of Gaylord Opryland.*

Goals

As indicated, at least three major goals can be identified in tourism:

1. Maximize the amount of psychological experience for tourists.
2. Maximize profits for firms providing goods and services to tourists.
3. Maximize the **direct** (primary) and **indirect** (secondary) benefits of tourist expenditures on a community or region.

These goals are often compatible; maximizing psychological experience creates happy clientele, which causes them to return, to spend money, and to make everyone in the industry and the region satisfied. In certain situations, they can also be incompatible.

A short-run profit-maximizing goal may cause the development of facilities beyond the capacity of the site, thus leading to overuse and a decline in psychological enjoyment. Extreme emphasis on tourism as an element in economic development might have the same result. There can also be clashes between the use of resources for tourism and for other kinds of development.

Constraints

The second half of the optimizing situation is occupied by those factors that place obstacles in the way of goal attainment. We assume that it is desirable to have unlimited amounts of psychological enjoyment, profits, and local impacts. But that is not possible, because something always gets in the way. Tourism, being extremely broad and diverse, must deal with a large number of constraints. To make an analysis of relationships, it will be necessary to classify them.

Demand

Every firm providing goods and services to tourists is constrained by the **demand** functions of its customers. These relate quantity purchased to price, wealth, and income.

Supply of Attractive Resources

Possibly one of the most important constraints faced by the industry as a whole is the limited amount of resources available for tourist enjoyment. This is particularly true when geographic distribution of these sites is considered. Some areas are simply better attractions for tourists than others are.

Technical and Environmental Constraints

Each particular site or situation has certain technical and environmental constraints. They involve such things as the relationship between sewage effluent disposal and the

environment, numbers of fish and numbers of fishermen, number of people who can walk in a given area without causing unacceptable damage, number of elephants supportable on a wildlife range, impact on lions' behavior of tourists observing them from a car, number of campsites possible in a given area without harming the environment, and so on.

Time Constraints

The amount of vacation time available limits what the vacationer can do. The length of the tourist season influences profitability of tourist-oriented businesses and the impact of tourist expenditures on the local economy.

Indivisibilities

Many times it is necessary to deal either with all of something or with nothing. It is not possible to fly half an airplane, even though the seats are only half filled. It may not be profitable to build a hotel under a given size. A road has to be built all the way from one point to another.

Legal Constraints

Several types of legal constraints affect tourism. Activities of the government tourist bureau might be one. Laws concerning environmental problems could be another. Zoning and building codes may influence the construction of facilities. Laws concerning contractual relations may limit activities.

Self-Imposed Constraints

Conflicting goals need to be reconciled, which leads to self-imposed constraints. The conflicts may arise within a firm or among firms, government agencies, and so on, that are seeking to develop a particular area or concept.

Lack of Knowledge

Many activities are limited because little is known about particular situations. Businesspeople are used to living with a certain amount of uncertainty, but there are inevitable limits to the amount they are willing to countenance. Ignorance influences governmental operations as well.

Limits on Supportive Resources

There are always limits to the amount of money, managerial talent, workers, construction materials, social capital, and so on. And these, in turn, limit chances to provide psychological enjoyment, take advantage of profit-making opportunities, or develop

local attractions. Many times these individual constraints interact, creating compound constraints on given activities.

Optimizing the Experience

Maximization of the tourist experience is subject to a number of constraints and is manifested in the demand function. Demand for tourist experience is peculiar in the sense that the product being purchased is not easy to identify directly and is frequently purchased sight unseen.

The tourist is particularly constrained by time and budget. To optimize the experience, it is necessary to determine the combination of destinations preferred and then the possibilities within the money and time constraints. This explains some of the popularity of package tours, where both time and cost can be known in advance. There are some exceptions. Retired persons and young people often have time but limited resources. A few people have neither constraint.

Optimizing Returns to Businesses

Because goods and services provided to tourists are really inputs to the process of producing the experience, demand for them is derived from demand for tourism as a whole. Some goods and services are complementary, and their demand is interrelated in a positive fashion. Others are substitutes and are characterized by limited area competition.

Packaged tours have the characteristic of putting all parts and services together, so they become complementary. Competition occurs among tours. Tour operators can maximize profits by selling tours of different value and costs, in order to cater to as many people as possible along the demand curve. The number of people to be accommodated can be determined from the marginal cost of the tour and the marginal revenue to be derived from a given price level.

Goods and services sold to tourists are subject to severe peaking in demand. That is, the heaviest tourist season is usually limited. During that period, demand is intense and must be met with facilities that are excess in the off-season. This means that investment necessary to provide the excess capacity must be paid for from revenues received during the peak period. During off-peak periods, only variable cost is of interest, but because demand is low, some capacity will not be utilized.


As owners of the facilities, firms are concerned with providing adequate long-run capacity and with choosing those investments that will give optimum returns. In the tourist industry, a number of interrelationships must be considered. Sometimes low benefit-cost investments are made so that higher-yielding investments can succeed. Consequently, it is not always true that investors choose the highest-yielding opportunities.

Generally, it is considered the long-run business of the firm to remove constraints on operations. But tourism has a number of constraints to expansion. These include demand for the tourist experience and environmental constraints.

Optimizing for the Local Economy

Tourism affects a region during periods of intense investment activity and afterward when the investments are producing. The effects depend on linkages among economic units. Money spent for investment will go to construction and a few other industrial sectors. These will have links to economic units varying from households to manufacturing plants. Money spent by tourists will also be introduced through a few sectors that will also be linked to the economy.

The **multiplier** effects in both cases are dependent upon the strength of the linkages. The multiplier reflects the amount of new economic activity generated as basic income circulates through the economy. Some sectors have strong links to other sectors in an economy and a large multiplier effect. Others have weak links and small multipliers. It is possible to have a thriving tourist industry and abject poverty in the local populace if there are no links. For example, linkages will be strong and the income multiplier high



North Americans traveling in Morocco spend money in the country and bring travel experiences home with them. By doing so, these tourists create export income for Morocco. *Photo by the author.*

if the year-round resorts in a particular destination area hire all local labor; buy their flowers, fruit, vegetables, and poultry products from local farmers; hire local entertainers; and buy furnishings for guest rooms from local manufacturers. Linkages would be weak if most of these goods and services were imported from another state or country.

Tourism Exports and Imports

The host region is defined loosely as a county, a state, or a nation, depending on the level at which the problem is being considered. For a county-level government, the income of the county is of primary interest. A state government would perceive the maximization of the combined income of the entire state to be its objective, and so on.

Regardless of which definition of host region is being considered, expenditures in this area by tourists coming from another region represent injections into the area's economy.

Japanese tourists traveling to the United States presumably earned their income in Japan. When spending money in the United States as tourists, they are "injecting" money into our economy that wasn't here before. As such, expenditures by foreigners in this country (for travel purposes) represent tourism **exports** for the United States. This may be somewhat confusing because we are accustomed to thinking of something leaving the country as an export. When we export computers or cars, for example, these commodities are sent out of the United States. In the example of the Japanese tourists, the tourists are coming into this country. So how is it an export? There seems to be a contradiction in terminology. As the astute student would note, however, when tourists come into this country, they are purchasing travel experiences. When they leave, they take these experiences back with them. Thus, we have exported travel experiences, which are, after all, what tourism is all about.

Figure 14.1 clarifies this concept. When U.S. tourists travel to Japan and spend money there, this becomes a tourism **import** to the U.S. economy. Japanese money

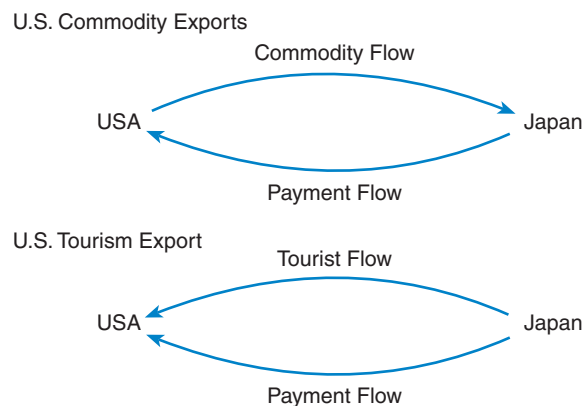


Figure 14.1 Economic comparison: Commodity flow and tourist flows.

spent in the United States is a tourism import for the Japanese economy. In tourism exports, the flows of tourists and payments are in the same direction, whereas in commodity exports, the two flows are in opposite directions. Therein lies the confusion. However, if one were to look at the *direction of payment flow* to determine what is an export, there is no contradiction between the two cases. When payment flows into the United States, something has been exported—travel experiences, for instance, or commodities. Both payment flows are in the same direction.

Balance-of-Payments Effects

Tourism is one of the world's largest international industries. As such, it has a noticeable impact on the **balance of payments** of many nations. We have heard much about the balance-of-payments problems of the United States, and, indeed, tourism imports do affect the balance of payments and economic conditions generally. We define tourism imports as those expenditures made by American tourists in foreign countries. An easy way to remember this is to ask "Who got the money?" If, for example, Great Britain received American funds, it makes no difference whether an American bought some English china or an American tourist visited England.

Our balance-of-payments situation directly affects the gross national product of the United States (Y). The formula is

$$Y = C + I + G + (X - M)$$

where

- Y = gross national product
- C = consumer expenditures
- I = investments
- G = government expenditures
- X = exports
- M = imports

By looking at the formula, we can see that if imports (M) exceed exports (X), then the difference ($X - M$) will be a negative number, and Y will thus be smaller. Thus, it is advantageous to us in our American economy to attract more visitor spending in the United States. These "tourism exports" are like credits and help our economy. It is economically better to have foreign visitors come to the United States than it is to have U.S. citizens travel abroad. However, this should be tempered with the realization that the situation is not entirely positive or negative.

Expenditures by U.S. tourists abroad make possible purchasing power in foreign countries for those countries to buy American-made products. For example, most airlines of the world use American-made equipment. Purchase of these aircraft, parts, supplies, repair services, and so forth makes an important contribution to the export trade of the United States; thus, we cannot charge the U.S. international traveler with

a total negative balance of payments. The purpose of the foregoing discussion is simply to point out the relationships.

Tourism exports become very desirable as far as the gross national product and the prosperity of the country are concerned. Efforts on the part of national tourism offices to attract foreign visitors have a great impact on the balance-of-payments situation. Business firms that serve the foreign visitor, provide desired services, and stimulate sales materially help our national economy. However, during periods when the U.S. dollar is high against foreign currencies, a dampening effect occurs on our tourism exports because this situation is seen as unfavorable by prospective foreign visitors. Conversely, if the dollar is low, more foreign tourists will visit the United States. This increases our tourism exports, improves our balance of payments, and raises the gross national product. These same relationships of comparable currency values exist between any country that exports tourism and the countries of its tourists' origin.

In 1998, the value of the Canadian dollar was low in comparison to the U.S. dollar and illustrated this principle. The number of Americans visiting Canada to take advantage of the exchange rate increased dramatically. This contributed positively to Canada's balance of payments. Today, the Canadian dollar is strong, so more Canadians are visiting the United States, contributing positively to the U.S. balance of payments.



Houseboating on Lake Powell is a major attraction in Utah and delivers a significant economic impact for the region. *Photo courtesy of Lake Powell Resorts and Marinas.*

Investment Stimulation

The tourist industry has a unique structure. It is characterized by and, in fact, is an agglomeration of a large number of very small units, covering a variety of different service trades—the small restaurants, motels, guest houses, laundries, arts and crafts shops, and others. Thus, investment in infrastructure and sometimes expensive superstructure by the government stimulates investment in numerous smaller businesses. Because of the small size of these businesses, capital requirements are relatively low and investment generally proceeds at a rapid pace. In this respect, too, governments view tourism rather favorably. The initial investment in tourism brings forth a large investment in supporting and tertiary industries. This also includes large investments in major hotels, restaurants, shopping centers, marinas, airports, and so on.

Tourism Increases Tax Revenue

Tourists must pay **taxes** like most other people. Because they come from other regions or countries, their expenditures represent an increased tax base for the host government. In addition to the usual sales tax, tourists sometimes pay taxes in less direct ways. Airport taxes, exit fees, customs duty, and charges assessed for granting visas are just a few examples of commonly used methods of taxing tourists. The wisdom of imposing such special taxes on tourists is questionable, because it merely serves to reduce demand. In some countries, for instance, the room rate at a hotel can be different for tourists (generally higher) than for residents. This is a questionable practice, because it leaves tourists with a feeling that they have been “taken.” Apart from these special cases, the usual taxes collected from both tourists and residents increase because of tourism expenditures.

Is tourism, then, a panacea for all the economic woes of a region or country? It has been claimed that tourism increases incomes, employment, investment, tax revenues, and so forth, so it might indeed appear to be one. However, constraints limit the extent to which governments can maximize the benefit from these aspects of tourism. These constraints are of two types: social and economic. The social constraints have already been discussed. The economic constraints are in the form of potential economic costs that the tourism industry may impose. These merit further scrutiny to gain a better understanding of the government's optimization problem.

Inflationary Pressure

Tourists inject money (earned elsewhere) into the destination economy. While this increases the income of the region (as discussed earlier), it also might cause **inflationary pressures**. Tourists typically have a higher expenditure capability than the residents do—either because tourists have higher incomes or because they have saved

for the trip and are inclined to “splurge” while on vacation. Hence, they are able to somewhat bid up the prices of such commodities as food, transportation, and arts and crafts. This causes inflationary pressures, which can be detrimental to the economic welfare of residents of the host community. This is particularly true when inflation affects the prices of essentials such as food, clothing, transportation, and housing. Land prices have been known to escalate rapidly in tourist destination areas. The prices that foreigners are willing to pay for “vacation homes” in the area can decrease the demand for “first homes” by residents.

GLOBAL INSIGHT

The Power of Travel



SOURCE: TIA

DISCUSSION QUESTIONS

1. How does the tourism multiplier work?
2. Discuss how tourism dollars flow in your home community.

Lundberg¹ notes that as the tourist industry developed in an area, land prices rose sharply. In a particular underdeveloped area, the amount of investment in land constituted just 1 percent of the total investment for a hotel project. By contrast, this ratio increased to 20 percent in an area where tourism was already overdeveloped. With such increases in land prices, it can be expected that local residents (with their lower incomes) are effectively "chased out" of the housing market in a tourism-developing section.

ECONOMIC MULTIPLIERS

Direct Effect

In addition to the direct impact of tourism expenditures on an area, there are also indirect impacts. The indirect or **multiplier** impact comes into play as visitor spending circulates and recirculates. The direct effects are the easiest to understand because they result from the visitor spending money in tourist enterprises and providing a living for the owners and managers and creating jobs for employees.

Indirect Effect

This visitor expenditure gives rise to an income that, in turn, leads to a chain of expenditure-income-expenditure, and so on, until leakages bring the chain to a halt. Consequently, the impact of the initial income derived from the tourist's expenditure is usually greater than the initial income, because subsequent rounds of spending are related to it. For example, a skier purchases a lift ticket for \$60. This money received by the ski area will be used to pay the wages of the lift operators. The lift operator spends the money on groceries; the grocer uses the money to pay part of his rent to the local landlady; the landlady uses it to pay for her dry cleaning; the dry cleaner spends it in a restaurant for a dinner; the restaurant owner spends it for steaks shipped in from Kansas City; and the cycle stops as the money is lost to the local economy. This last transaction is known as *leakage* from the economy. The combination of the direct and indirect effects of an expenditure pattern determines the impact. In a typical situation, not all of the income generated in each round of expenditure is respent. Some portion tends to be saved, and some portion tends to be spent outside the local economy. The greater the proportion of income spent locally, the greater will be the multiplier.

The degree to which a local area is able to retain tourist income depends on how self-sufficient the local economy is. If the local economy is able to produce the goods and services tourists buy, the greater will be the multiplier effect. The more goods that have to be imported from outside the region, the smaller the multiplier will be.

¹Donald E. Lundberg, "Caribbean Tourism," *Cornell Hotel and Restaurant Administration Quarterly*, Vol. 14, No. 4 (February 1974), pp. 30–45.



The money spent by tourists circulates and recirculates, creating an economic multiplier.
Photo courtesy of Gaylord Opryland.

From the discussion, it is clear that when a tourist's spending injects funds into the economy of a host area, an economic effect occurs that is a specified number of times what was originally spent. Initially, this effect is thought of as an *income multiplier*, as tourist expenditures become income directly and indirectly to local people. However, there are additional economic phenomena. Increased spending necessitates more jobs, which results in an *employment multiplier*. Because money changes hands a number of times during a year, there is a transactions multiplier. This is of particular interest to governmental tax officials where sales taxes are imposed. As business grows in a tourist destination area, more infrastructure and superstructure are constructed. This results in a *capital multiplier*. Examples are provided here of how an employment multiplier and an income multiplier were determined.

Employment Multiplier

The employment multiplier varies from region to region depending on its economic base. In a study entitled *Recreation as an Industry*, by Robert R. Nathan Associates, county employment multipliers calculated for the Appalachian region provide a good illustration of what typical multipliers are and how they work.²

²Robert R. Nathan Associates and Resource Planning Associates, *Recreation as an Industry* (Washington, DC: Author, 1966), p. 57.

The multipliers estimated in this study were based on county employment data. They represent the approximate measure of the direct and indirect employment associated with each addition of direct employment to the export sector of a county. Multipliers were estimated for 375 counties and three independent cities. The smallest multiplier was 1.13, and the highest was 2.63. Thus, the county with the smallest multiplier value would provide other employment opportunities for approximately 0.13 person for each person directly employed in servicing export demand, and the county with the highest multiplier value would provide other employment opportunities for approximately 1.63 persons for each person directly employed in servicing export demand. In general, county employment multipliers vary directly with the population or total employment size of the counties: As county population size grows, so does the multiplier value. This relationship is as might be expected, insofar as import leakages would tend to be less where diversity of occupations is greater, and diversity is positively associated with county population or total employment.

Income Multiplier

Jobs mean income, which stimulates the economy of the area in which the development occurs. How much stimulation occurs depends on several factors. The management of a hotel, for example, takes two actions with the revenue earned: It spends parts of the money on goods and services, and it saves part of such funds. Economists refer to such actions as marginal propensity to consume (MPC) and marginal propensity to save (MPS)—removing funds from the local economy. Such removal of these marginal (extra) funds can be made in two ways: (1) they can be saved and not loaned to another spender, or (2) they can be used to purchase imports. In either case, so doing removes the funds and thus does not stimulate the local economy.

Economic research is needed in a tourist destination area to determine what these income relationships are. If the results of such economic research were made available, many beneficial results might be possible. For example, governmental bodies might be more inclined to appropriate additional funds for tourism promotion to their areas if they knew more about the income that was generated by tourist expenditures. Also, improved and added developments of facilities to serve tourists might be more forthcoming if prospective investors could have more factual data upon which to base decisions.

To understand the multiplier, we must first make some approximation as to what portion of the tourist dollars received in a community is spent (consumed) and what portion is saved (leakage). To illustrate this, suppose that we had a total of \$1,000 of tourist spending in a community and that there was an MPC of $\frac{1}{2}$. The expenditure pattern might go through seven transactions in a year. These are illustrated in Table 14.4. The other formula for the multiplier is $1/\text{MPS}$. This is a simpler formula, because it is the reciprocal of the marginal propensity to save. If the marginal propensity to save were $\frac{1}{3}$, the multiplier would be 3. This is shown in Table 14.5.

Leakage, as defined, is a combination of savings and imports. If we spend the money outside our country for imports, obviously it does not stimulate the economy

TABLE 14.4 Formula for the Multiplier

$$\text{Multiplier} = \frac{1}{1 - MPC}$$

where

- M* = marginal (extra)
- P* = propensity (inclination)
- C* = consume (spending, *MPC*)
- S* = savings (money out of circulation, *MPS*)

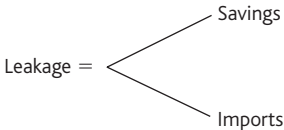
Suppose \$1,000 of tourist expenditure and an MPC of 1/2. Then

\$1,000.00	
+	
\$500.00	1/2 × 1,000
+	
250.00	(1/2) ² × 1,000
+	
125.00	(1/2) ³ × 1,000
+	
62.50	(1/2) ⁴ × 1,000
+	
31.25	(1/2) ⁵ × 1,000
+	
15.63	(1/2) ⁶ × 1,000
+	
7.81	(1/2) ⁷ × 1,000
...	
\$2,000.00 (approx.)	

Multiply: $\frac{1}{1 - 1/2} \times \$1,000$, or $2 \times \$1,000 = \$2,000$

Thus, the original \$1,000 of tourist expenditure becomes \$2,000 of income to the community.

TABLE 14.5 "Leakage"



where

- Savings = not loaned to another spender
- Imports = spending on tourism needs in sources outside country (state)

$$\text{Multiplier} = \frac{1}{MPS}$$

Suppose the *MPS* is 1/3. Then

$$\text{Multiplier} = \frac{1}{1/3} = 3$$

locally. If it is put into some form of savings that are not loaned to another spender within a year, it has the same effect as imports—not stimulating the economy. Thus, to get the maximum benefits economically from tourist expenditures, we should introduce as much of the tourist funds as possible into the local economy for goods and services rather than save the proceeds or buy a large amount of imports.

Here, also, more economic research is needed. Some studies have indicated that the multiplier might be as high as 3 in some areas, but economic research in other localities indicates that it may be more typically lower than this.

Economic Benefits Widely Distributed

Using a conceptual approach, you should realize that tourism is characterized by the existence of a large number of very small businesses that support and are ancillary to the industry. The receipts from tourism quickly filter down to an extremely broad cross section of the population, so that the entire community shares the economic benefits. Table 14.6, based on a partially hypothetical example, illustrates how quickly tourism receipts seep through the economy and the diversity of the businesses that benefit from tourism. As the table indicates, the tourism dollar is shared by over seventy distinguishable types of enterprises in just two rounds of spending.

Structural Changes

In countries that primarily rely on a single industry, such as agriculture, the introduction of tourism has often led to a decrease in the agricultural base of the country. Agriculture is an extremely low productivity industry in the developing countries. The promise of much higher wages in the tourism industry draws people away from farming. Agricultural output declines as a result, just when the demand for food increases because of the influx of tourists. The inflationary pressure on food prices is further aggravated and can lead to considerable social upheaval. In the mid-1970s, some Caribbean countries experienced a wave of protests and even direct attacks on tourists, as the resident population expressed its dissatisfaction over rising prices.

Another major implication of the structural change is that instead of diversifying its economic base, the country's tourism sector merely "cannibalizes" its other major economic sector. Diversity is the foundation of economic stability. When one sector (or industry) experiences a slump, another sector booms, thus reducing the probability of a severe depression and, indeed, reducing its impact if a depression does occur. Thus, tourism, instead of diversifying an economy, sometimes replaces agriculture as a "subsistence" sector.

Dependence on Tourism

Permitting tourism to become the subsistence industry is not desirable for a number of reasons. First, tourism is by its very nature subject to considerable seasonality.

TABLE 14.6 Distribution of Tourism Expenditures

Visitors Spend for	Travel Industry Spends for	Ultimate Beneficiaries	
Lodging	Wages and salaries	Accountants	Government
Food	Tips, gratuities	Advertising and public relations	Education
Beverages	Payroll taxes	Appliance stores	Health
Entertainment	Commissions	Architects	Roads and railroads
Clothing, etc.	Music and entertainment	Arts and crafts producers	Utilities
Gifts and souvenirs	Administrative and general expenses	Attorneys	Development and others
Photography	Legal and professional services	Automobile agencies	Greengrocers
Personal care	Purchases of food, beverages, etc.	Bakers	Grocery stores
Drugs and cosmetics	Purchases of goods sold	Banks	Financiers
Internal transportation	Purchases of materials and supplies	Beach accessories	Furniture stores
Tours and sight-seeing	Repairs and maintenance	Butchers	Importers
Miscellaneous	Advertising, promotion, and publicity	Carpenters	Insurance agencies
	Utilities—electricity, gas, water, etc.	Cashiers	Landlords
	Transportation	Charities	Laundries
	Licenses	Chemists	Manufacturing agents
	Insurance premiums	Clerks	Managers
	Rental of premises and equipment	Clothing stores	Motion picture theaters
	Interest and principal payments of borrowed funds	Clubs	Newspapers, radio, etc.
	Income and other taxes	Confectioners	Nightclubs
	Replacement of capital assets	Contractors	Office equipment suppliers
	Return to investors	Cooks	Painters
		Cultural organizations	Pastoralists
		Dairies	Plumbers
		Dentists	Porters
		Department stores	Printers, sign painters
		Doctors	Publishers
		Dry cleaning establishments	Real estate brokers and developers
		Electricians	Resorts
		Engineers	Restaurants
		Farmers	Room maids
		Fishermen	Shareholders
		Freight forwarders	Sporting events
		Garages and auto repairs	Transportation
		Gardeners	Travel brokers
		Gas stations	Taxi, limo services
		Gift shops	Unions
			Wholesale establishments

Source: Pannell Kerr Forster and Belt Collins and Associates.

While seasonal fluctuations in demand can sometimes be reduced, they cannot be eliminated. Thus, when tourism is the primary industry in an area, the off-season periods inevitably result in serious unemployment problems. Such areas find that the seasonal character of tourism leaves severe economic and social effects on the host region.

Another very important reason relates to the source of demand for tourism. The demand for tourism depends largely on the income and the tastes of tourists, both of



Seasonal fluctuations in tourism result in an uneven source of revenue. During the winter months, skiers enjoy the powder snow of Aspen, Colorado, and make a significant contribution to the Colorado economy. *Photo courtesy of the Aspen Skiing Company.*

which are beyond the control of the host region. When the American economy goes through a slump, demand for travel to a foreign destination by Americans will fall off. A destination area can do precious little, in this case, to increase the level of demand. If the tastes of the people in the tourist-generating area change—that is, they decide to travel to a new destination—tourism in the old area will decline, causing economic and social problems. Again, the destination can do little or nothing to avoid this. In fact, as Plog³ points out, there is reason to believe that such a decline in an area's popularity may be largely inevitable. Quite clearly, then, tourism should not be allowed to grow to an extent that the destination area becomes totally dependent on it.

In other words, total dependence on a single industrial sector is undesirable. If it cannot be avoided, then dependence on domestic agriculture is in many ways preferable to dependence on tourism. The country has presumably adapted itself economically and socially to dependence on agriculture over several centuries. The demand for agricultural output is also unlikely to suffer from a secular decline, because people must eat. Also, it is the residents, not foreigners as in tourism, who directly benefit from agricultural production.

³Stanley C. Plog, "Why Destination Areas Rise and Fall in Popularity," *Cornell Hotel and Restaurant Administration Quarterly*, Vol. 14, No. 4 (February 1974), pp. 55–58.

Investment Priorities

Sometimes governments of developing countries take an overly optimistic view of tourism. They undertake aggressive investment programs to develop tourism, assigning it top priority in their development plans. In extreme cases, such an approach can lead to the neglect of more fundamental investment needs of the country. For example, funds can be channeled into tourism development at the cost of education, health, and other social services—aspects of the social well-being of the population that should be of primary concern for a developing country. Not only is undue glamorization of tourism unwise because it usurps this position, but such a strategy only speeds up the process of dependence on tourism, which, as discussed earlier, is itself undesirable. Moreover, investment in tourism at the cost of health and education programs also slows down the rate at which the local population is assimilated into the modern market economy of the country. Under certain circumstances, it may actually retard development rather than enhance it.

The conclusion is that although tourism has tremendous potential as a tool in economic development, it is no panacea. Governments should attempt to optimize (not maximize) the benefits that tourism provides, being ever mindful of the costs that it can impose. It should be noted also that the probability and the intensity of the economic costs of tourism are greater for developing nations (or regions) than for wealthy ones. Wealthy nations, by definition, possess robust economies that can more easily absorb the cost of tourism. Typically, such economies are well diversified, and government investment programs are not so central to development efforts.

The social benefits and costs of tourism should be viewed similarly. While the host community seeks to maximize the benefits, it must weigh these against the social costs. The social costs are likewise higher in both probability and magnitude when tourism is being considered for development in an area that still possesses a traditional social structure.

Quantity Demanded and Price Elasticity

For some products, even a large change in price over a certain range of the demand curve results in only a small change in quantity demanded. In this case, demand is not very responsive to price (Table 14.7). For other products, or for the same product over a different range of prices, a relatively small change in price elicits a much larger relative change in quantity demanded. Demand can be classified as inelastic or elastic on the basis of the relative responsiveness of quantity demanded to changes in price. Specifically, price elasticity of demand may be defined as the percentage change in demand resulting from a given percentage change in price. Most tourism products are price elastic. During 1992, when U.S. airlines began offering half fares, the number of air travelers increased to record-high levels.

TABLE 14.7 Relationships between Price Elasticity and Total Revenue (TR)

	Elastic Demand ($ \epsilon_p > 1$)	Unitary Elasticity ($ \epsilon_p = 1$)	Inelasticity Demand ($ \epsilon_p < 1$)
Price rises	TR falls	No change	TR rises
Price falls	TR rises	No change	TR falls

Income Elasticity of Demand

As income rises, more travel is demanded at any given price. Thus, the relationship between income and demand is positive. The responsiveness of demand to changes in income is called **income elasticity** of demand. It is defined as the percentage change in quantity demanded in response to a given percentage change in income, price remaining unchanged.

MORE ADVANCED ECONOMIC CONCEPTS RELATED TO TOURISM

As can be seen from the beginning of this chapter, tourism makes a major economic contribution to the world economy. Despite this economic significance, tourism managers have for some time been met with complaints such as “All the hype about tourism’s contribution to economic growth and job creation is a gross exaggeration.” Also, members of the industry itself want to be sure that the economic impact figures are indeed accurate so that they can better plan their investments and improve their productivity and performance.

In an attempt to ensure the accuracy and reliability of the measures of tourism’s economic impact, the United Nations World Tourism Organization in collaboration with the World Travel and Tourism Council (WTTC) and with the support of the Canadian Tourism Commission (CTC), have undertaken to develop a tourism accounting system that is not only rigorous, but consistent with the national accounts of every country. This system has been named Tourism Satellite Account.

Tourism Satellite Account

What Is a Tourism Satellite Account?

A Tourism Satellite Account (TSA) is a system developed by the United Nations to measure the size of economic sectors that are not defined as industries in national accounts. Tourism, for example, is an amalgam of industries such as transportation, accommodation, food and beverage services, recreation, and entertainment and travel agencies.

Tourism is a unique phenomenon as it is defined by the consumption of the visitor. Visitors buy goods and services associated with both tourism and nontourism alike. The key from a measurement standpoint is to associate their purchases to the total supply of these goods and services within a country.

The TSA is a new statistical instrument designed to measure these goods and services according to international standards of concepts, classifications, and definitions that will allow for valid comparisons with other industries and eventually from country to country and between groups of countries. Such measures will also be comparable with other internationally recognized economic statistics.

In addition, a TSA possesses the following characteristics. It:

- Provides credible data on the impact of tourism and the associated employment
- Is a standard framework for organizing statistical data on tourism
- Is a new international standard endorsed by the UN Statistical Commission
- Is a powerful instrument for designing economic policies related to tourism development
- Provides data on tourism's impact on a nation's balance of payments
- Provides information on tourism human resource characteristics

While it may be obvious, it is useful to stress why a TSA is needed. In brief, there is an acute shortage of information on the increasing role of tourism in national economies worldwide, hence the need for reliable data relative to the importance and magnitude of tourism, using the same concepts, definitions, and measurement approaches as other industries. With the TSA, governments, entrepreneurs, and citizens will be better equipped for designing public policies and business strategies for tourism and for evaluating their effectiveness and efficiency.

Development of a TSA framework has been fueled by the recognition that its implementation will serve to increase and improve knowledge of tourism's importance relative to overall economic activity in a given country. It will also provide an instrument for designing more efficient policies relating to tourism and its employment aspects; and it will create awareness among the various players directly and indirectly involved with tourism of the economic importance of this activity, and by extension its role in all the industries involved in the production of goods and services demanded by visitors.

The Nature of a TSA

A TSA is characterized by the manner in which it seeks to balance measures of tourism demand versus supply. Tourism measurements, in order to be credible and comparable with other industries in a country's economy, must follow concepts and definitions consistent with internationally accepted macroeconomic guidelines, such as the System of National Accounts.

The fundamental structure of the TSA therefore relies on the balance existing within an economy between, on one hand, the demand for goods and services generated by visitors and by other consumers and, on the other hand, the overall supply of these goods and services. The idea is to analyze in detail all aspects of demand for goods and services that are associated with tourism within the economy, and to measure the relationship with the supply of such goods and services within the same economy. More specifically, a TSA measures:

- Tourism's contribution to gross domestic product (GDP)
- Tourism's ranking compared to other economic sectors
- The number of jobs created by tourism in an economy
- The amount of tourism investment
- Tax revenues generated by tourism industries
- Tourism consumption
- Tourism's impact on a nation's balance of payments
- Characteristics of tourism human resources

Because of its comprehensive nature, a TSA provides decision makers with a valuable tool for planning and policy making. In particular, it provides them with reliable data of tourism's impact on the economy and employment. As well, it permits the measurement of both domestic and nonresident tourism—and the employment associated with each. A TSA, however, can do much more. Following are some examples.

A TSA can provide information on how much tourism is worth to the national economy, and how it compares to other industries and other countries. By demonstrating and using the size of tourism, tourism officials and private-sector businesses will have more influence on policy makers at all levels of government. As well, it can make clear which industries benefit from tourism and by how much—in particular, industries not traditionally associated with tourism. For instance, business enterprises can identify the role tourism plays in their success and develop business strategies accordingly.

A TSA is able to provide information regarding how much tax revenue is generated by tourism. This information is useful in convincing municipal, provincial, or federal levels of government to invest further in tourism. In addition, it provides data on visitor demand and how this demand is met by domestic supply. A TSA enables the establishment of a tourism economic impact model, which can be used to estimate the effect on the economy and on employment of various tourism expenditure shocks. Such an impact model provides a better understanding of tourism employment and where each industry ranks compared to other tourism industries.

It should be emphasized that the ongoing development of TSAs as national promotion tools has been a process dating back to at least 1993. The most recent focus of this development was a major international TSA conference held in Vancouver, Canada, in 2001. This and other conferences have brought together the following organizations:

United Nations World Tourism Organization (UNWTO), World Travel and Tourism Council (WTTC), Organization for Economic Cooperation and Development (OECD), United Nations (UN), Eurostat, and a number of government statistical agencies, national tourism administrators, and central banks.

The above collaboration demonstrates the general principle that in order to develop a national TSA, it is essential to involve a number of key actors within a country. The most significant of these are:

- National statistical offices, national tourism administrations (NTAs), central banks, and associations of national tourism enterprises
- Information-producing units such as tourism enterprises and establishments, and other public departments
- Users of the tourism information that is generated, the NTAs themselves, the units responsible for preparing the national accounts and the balance of payments, and others
- The participation and collaboration of tourism enterprises and, more specifically, their corresponding national associations

Sources of Data Used in a TSA

Canada, as an Example

The data used in the calculation of a TSA in Canada come from a diverse number of surveys produced by Statistics Canada. The preparation of tourism demand estimates involve several surveys that record information on tourism consumption of Canadians traveling in and outside Canada and nonresidents traveling to Canada.

These include:

- Canadian Travel Survey
- International Travel Survey of Canadian Residents
- Canadian Resident Questionnaire for same-day automobile travel between the United States and Canada
- United States Resident Questionnaire for same-day automobile travel between the United States and Canada
- Government Travel Survey of U.S. visitors to Canada
- Government Travel Survey of visitors to Canada

Much of the information for the supply-side estimates are drawn from the worksheets used in the making of the input-output tables by industry, commodity, and employment of the System of National Accounts. Data from reference publications, and relevant business surveys and administrative data, are used to obtain as much detail as possible on revenues generated from the sale of tourism commodities.

In conclusion, a TSA recognizes that tourism is not an industry in the traditional sense—that is, identified in the System of National Accounts—because industries are classified according to the goods and services they produce (e.g., forestry), while tourism is a consumption-based concept that depends on the status of the customer. Furthermore, tourists buy many of the same products as other consumers, including items not normally associated with tourism—clothes, groceries—while Canadians at home buy tourism goods and services for nontourism reasons—restaurant meals, postcards, recreational services.

The TSA brings together these diverse aspects of tourism by providing a tourism dimension to the framework of the System of National Accounts. It makes it possible to separate and examine the demand and supply sides of tourism within an integrated system that describes the production and demand aspects of the whole economy.

The recognition of these factors has led to the situation where more than ten countries have a TSA and more than thirty are in the process of developing a TSA. These include Austria, Canada, Chile, the Dominican Republic, France, Mexico, New Zealand, Norway, Singapore, Sweden, the United States, Spain, and Italy.

SUMMARY

Domestic and international tourism are major economic strengths to many of the world's countries, states, cities, and rural areas. Thus, those who live there are affected by the economic results of tourist spending. This chapter explained why these resulting effects vary greatly and what brings about a large measure of benefits or possible detriments to a community. The main economic phenomena described are various multipliers, balance of payments, investments, tax consideration, employment, economic impact generators, travel expenditures, dependence on tourism, price and income elasticity as related to buying travel experiences, and optimization. The chapter also discussed a new method of measuring tourism economic impact, satellite accounting.

Many people do not understand or appreciate the economics of tourism. The following list summarizes the principal economic effects.

1. Expenditures by foreign visitors in one's country become exports (mainly of services). The economic effects are the same as those derived from exporting tangible goods. If there is a favorable exchange rate (foreign currency buying appreciably more of one's own country's currency), the country that has the devalued currency will experience a higher demand for visitor services than before devaluation.
2. If citizens of one country spend money in foreign countries, these expenditures become imports for the tourists' originating country.

3. Sums of the values of national exports and imports are used when calculating a nation's balance of payments. A positive balance results when exports exceed imports, thus increasing a nation's gross national product (GNP).
4. Tourism developments typically require large investments of capital. Thus, local economies where the developments take place are stimulated by such investments.
5. Tourists pay various kinds of taxes directly and indirectly while visiting an area. Thus, tax revenues are increased for all levels of government.
6. Because tourists usually spend more per day at a destination than they do while at home, these extra expenditures may cause inflationary pressures and rising prices for consumer goods in the destination area.
7. Tourism expenditures injected into the economy produce an income multiplier for local people. This is because of the diversity of expenditures made by those receiving tourist payments. Tourist receipts are used to buy a wide variety of goods and services over a year's time. The money turnover creates additional local income.
8. The amount of income multiplication, however, will depend on how much leakage takes place. Leakages are a combination of (1) imported goods and services purchased by tourism suppliers, and (2) savings made of tourist receipts not loaned to another spender within one year of receipt. Thus, the more tourist goods that are supplied locally, the higher will be the multiplier.
9. Income multiplication caused by tourist expenditures necessitates hiring more people. Thus, they also affect an employment multiplier.
10. As increased spending produces more financial transactions, they create a transactions multiplier. These are of particular interest to governments that have a sales or value-added tax on such transactions.
11. As a tourist area grows, more capital is invested in new facilities. This results in a capital multiplier.
12. It is an unwise policy for a society to place too much dependency on tourism as a subsistence industry.
13. Although tourism often has an excellent potential in economic development, it is not a panacea for economic ills. Its economic benefits should be optimized rather than maximized.
14. We believe that tourism products are mainly price elastic, meaning that as prices rise, the quantity demanded tends to drop.
15. In general, we believe that tourism is income elastic. This means that as family income rises, or a particular market's income rises, and tourism prices do not rise proportionally, the demand for travel to that particular area will increase.

 **KEY CONCEPTS** 

balance of payments
demand
direct impact
economic impact
employment
exports and imports

income elasticity
indirect impact
inflationary pressure
leakage
multipliers
optimization

price elasticity
price inelasticity
tax revenue
tourism satellite account

 **INTERNET EXERCISES** 

The Internet sites mentioned in this chapter plus some selected additional sites are listed for your convenience on the companion Web site for this book, www.wiley.com/college/goeldner.

ACTIVITY 1

Site Name: World Travel and Tourism Council

URL: <http://www.wttc.org>

Background Information: The World Travel and Tourism Council (WTTTC) is the global business leaders forum for travel and tourism. Its central goal is to work with governments to realize the full economic impact of the world's largest generator of wealth and jobs—travel and tourism.

Exercises

1. Review the economic research for a particular region selected by either you or your instructor. What are the economic forecasts for that region?
2. What are the overall tourism forecasts worldwide?

3. What do the statistical data reveal about the United States?
4. What are the regional statistics for the region where you live?
5. What are the employment projections?

ACTIVITY 2

Site Name: Asia-Pacific Economic Cooperation (APEC)

URL: <http://www.apec.org.sg>

Background Information: APEC is the forum for facilitating economic growth, cooperation, trade, and investment in the Asia-Pacific region.

Exercises

1. How many members does APEC have?
2. What percent of world population, world GDP, and world trade to APEC member economies account for?
3. Under member economies, what key economic indicators are listed?

 **QUESTIONS FOR REVIEW AND DISCUSSION** 

1. What is meant by *optimization*?
2. Discuss how an airline executive might use tourism economics relating to passenger load-factors, ticket prices, discounts, frequent-flyer programs, joint fares, and flight frequencies.
3. Selecting one form of public transportation, enumerate the economic constraints that affect this business.
4. A full-service restaurant is considering having an elaborate buffet dinner three nights a week. What constraints are likely to bear on this consideration?
5. Define tourism exports and imports in terms of national economies.
6. Explain how international tourism could assist in reducing the current sizable U.S. trade deficit. How could it increase the deficit?
7. Give several reasons why a hotel's purchasing director should be familiar with the income multiplier phenomenon.
8. Trace how tourist expenditures in a community provide financial support to the public library.
9. Enumerate various methods by which a tourist-dependent community can at least partially overcome seasonality of tourism demand.
10. Why is a tourism satellite account considered to be the best way to measure tourism's impact on the economy?

 **CASE PROBLEMS** 

1. Mr. and Mrs. Henry B. are considering taking their first trip abroad. Deciding to buy a group tour, they find that some countries in which they are interested seem to offer a much better value than do others. Assuming that the ingredients of the tours being considered are very similar, what factors are likely to account for this price difference?
2. A western U.S. state is quite popular with tourists, hosting about 6 million visitors per year.

The state's director of sales and use taxes has recently advised the governor that a special 5 percent hotel and motel rooms tax should be added to the present 4 percent use tax, making a 9 percent total rooms tax. Currently, the state's budget is in the red. Thus, an increase in revenue is badly needed. What economic advice should the governor seek?

CHAPTER 15

Tourism Policy: Structure, Content, and Process

LEARNING OBJECTIVES

- Demonstrate the critical importance of tourism policy to the competitiveness and sustainability of a tourism destination.
- Outline the structure and content of a typical policy framework for a tourism destination.
- Describe a process for the formulation of a destination tourism policy.



Developing new tourism destinations and successfully maintaining existing ones require a policy that combines competitiveness and sustainability. No trip to Sydney is complete without a tour of the Opera House, one the world's most daring and beautiful examples of twentieth-century architecture. *Copyright © Corbis Digital Stock.*

INTRODUCTION

This chapter addresses an important dimension of tourism—one that is being increasingly recognized for the impact it can have on the long-term success of a tourism destination. Although the concept of “master planning” has been around for some time, the need for high-level strategic planning involving the explicit definition of major policies reflecting an ongoing consensus among all the stakeholders within a tourism destination is the outgrowth of social changes in which all citizens are demanding a greater level of participation in the formulation of policies and programs and in development that affects their daily lives.

Tourism has not escaped the pressure of this social change. As a consequence, this chapter plays several important roles in enhancing our understanding of tourism in future years. It also discusses two other global forces that all tourism destinations must now face: (1) the growing competition from both established and emerging destinations, and (2) the pressure to maintain the ecological integrity of regions affected by tourism. These two pressures together have led to the overall need to strive to build “**competitive** and **sustainable**” destinations (see Figure 15.1).

The impacts of September 11, 2001, illustrate the underlying significance to tourism of carefully formulating effective policies well in advance of unanticipated events. They also demonstrate the high degree of interdependence between tourism policy and a broad range of national and local policies. Some of the most obvious examples include policies regarding airline security, immigration and visitation, money laundering, and emergency health procedures. An area that has been neglected in the past may now receive greater attention.

The chapter starts by defining tourism policy and its overall purpose. It then demonstrates the broad scope of stakeholders who are affected by tourism policy, whether good

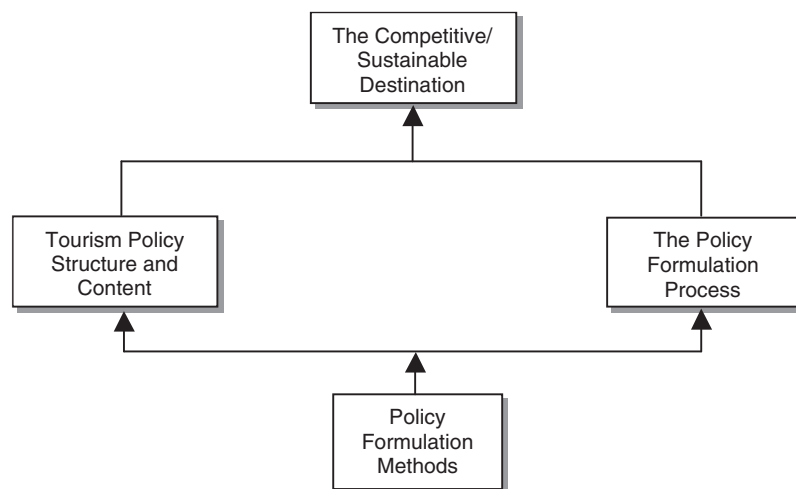


Figure 15.1 The competitive/sustainable tourist destination: a managerial framework.

or bad. Subsequent discussion focuses on the specific functions of tourism policy and describes the many areas that must be addressed by a comprehensive tourism policy.

TOURISM POLICY: A DEFINITION

Tourism policy can be defined as a set of regulations, rules, guidelines, directives, and development/promotion objectives and strategies that provide a framework within which the collective and individual decisions directly affecting long-term tourism development and the daily activities within a destination are taken.

The Purpose of Tourism Policy

A tourism destination hosts visitors in order to provide its stakeholders (see Figure 15.2) with a broad range of economic and social benefits, most typically employment and income. This employment and income allow stakeholders to reside in and to enjoy the quality of the region. Tourism policy seeks to ensure that visitors are hosted in a way that maximizes the benefits to stakeholders while minimizing the negative effects,

- Residents of the “host” destination
- Local/municipal/regional/provincial/national governments
- Local/regional/national environmental groups
- Local visitors/excursionists
- Remote visitors/tourists
- Tourism industry sectors:
 - Accommodation
 - Attractions
 - Adventure and outdoor recreation
 - Entertainment
 - Events
 - Food services
 - Tourism visitor services
 - Transportation
 - Travel trade
- Destination management organization (DMO)
- Culture/heritage groups
- Social/health/education groups

Figure 15.2 Examples of the many “stakeholders” in tourism within a given destination/region.

costs, and impacts associated with ensuring the success of the destination. In effect, tourism policy seeks to provide high-quality visitor experiences that are profitable to destination stakeholders while ensuring that the destination is not compromised in terms of its environmental, social, and cultural integrity.

Why Is Tourism Policy Important?

The area of tourism policy is often overlooked in terms of its importance in ensuring the success of a tourism destination. Perhaps its most important role is to ensure that a given destination has a clear idea as to where it is going or what it is seeking to become in the long term. In parallel, it must strive to create a climate in which collaboration among the many stakeholders in tourism is both supported and facilitated. In more specific terms, tourism policy fulfills the following functions:

1. It defines the rules of the game—the terms under which tourism operators must function.
2. It sets out activities and behaviors that are acceptable for visitors.
3. It provides a common direction and guidance for all tourism stakeholders within a destination.
4. It facilitates consensus around specific strategies and objectives for a given destination.



Very few attractions are as striking as the North American pronghorn antelope. Developing policies to promote tourism while ensuring the protection of wildlife demands commitment on the part of planners and sensitivity on the part of tourists. *Photo courtesy of Wyoming Division of Tourism.*

5. It provides a framework for public/private discussions on the role and contributions of the tourism sector to the economy and to society in general.
6. It allows tourism to interface more effectively with other sectors of the economy.

In light of the foregoing, it is important to keep in mind that tourism policy affects the extent to which all the day-to-day operational activities of tourism—such as marketing, event development, attraction operations, and visitor reception programs—are successful. As such, it is not just a theoretical concept; it has very real implications in day-to-day practice.

Areas Addressed by Tourism Policy

In general terms, a formal tourism policy for a given destination will address (at the national level) such areas as:

1. The roles of tourism within the overall socioeconomic development of the destination region
2. The type of destination that will most effectively fulfill the desired roles
3. Taxation—types and levels
4. Financing for the tourism sector—sources and terms
5. The nature and direction of product development and maintenance
6. Transportation access and infrastructure
7. Regulatory practices (e.g., airlines, travel agencies)
8. Environmental practices and restrictions
9. Industry image, credibility
10. Community relationships
11. Human resources and labor supply
12. Union and labor legislation
13. Technology
14. Marketing practices
15. Foreign travel rules

THE FOCUS OF TOURISM POLICY: THE COMPETITIVE/ SUSTAINABLE DESTINATION

In a complex world of many jurisdictions, it is important to explicitly identify the geographic area to which a tourism policy applies. We refer to the “generic” entity in question as the **tourism destination**. A tourism destination, in its simplest terms, is a particular geographic region within which the visitor enjoys various types of travel experiences.



Prior to the national transportation policy creating the interstate highway system, many family summer vacations were enjoyed traveling on the legendary Route 66, which has been immortalized by song and television.

Photo by Robert Holmes; courtesy of the California Division of Tourism.

Types and Levels of Tourism Destinations

Tourism destinations are most commonly defined in formal terms by recognized political jurisdictions such as:

1. A nation or country
2. A macroregion, consisting of several countries (e.g., Europe) or other groupings that either transcend national borders (e.g., the European Riviera) or reflect economic trade zones (e.g., NAFTA [North American Free Trade Agreement] and the Americas)
3. A province or state within a country
4. A localized region within a country, such as western Canada or the U.S. Northwest or Southeast
5. A city or town
6. A unique locale, such as a national park, a historic site, or a memorial that is in itself sufficiently significant to attract visitors (e.g., substantive and readily identifiable institutions such as Walt Disney World in Orlando, the Hermitage in St. Petersburg, and St. Peter's Basilica in Rome; these may, in themselves, exert sufficient drawing power to be classified as destinations)

THE MAJOR PARAMETERS OF TOURISM DESTINATION MANAGEMENT

While the task of tourism destination management (TDM) is a complex, multidimensional challenge, when all the rhetoric is stripped away, there are two primary parameters that must be satisfied if the destination is to be successful. These are competitiveness and sustainability. Either alone is not sufficient; they are both essential and mutually supportive.

The **competitiveness** of a destination refers to its ability to compete effectively and profitably in the tourism marketplace. **Sustainability** pertains to the ability of a destination to maintain the quality of its physical, social, cultural, and environmental resources while it competes in the marketplace. A major concern in this regard is to avoid the false appearance of economic profitability, a profitability that is derived from the subtle, often invisible (in the short run) depletion of the destination's "natural capital." Conversely, sustainability may be viewed as encouraging "natural capital investment"—that is, refraining from current consumption in order to protect the environment, and the restoration of natural stocks (those that are renewable), thus ensuring the availability of such resources for future consumption.¹

We can see that, when viewed in the above light, successful TDM involves traditional economic/business management skills balanced with environmental management capabilities (Figure 15.3). The economic business skills required are those related to effective resource development and deployment. They include strategic planning for

COMPETITIVENESS <i>(Resource Deployment)</i>	SUSTAINABILITY <i>(Resource Stewardship)</i>
Business/Economic Management Skills	Environmental Management Capabilities
<ul style="list-style-type: none"> ■ Marketing ■ Financial Management ■ Operations Management ■ Human Resources Management ■ Information Management ■ Organization Management ■ Strategic Planning ■ Project/Development ■ Management 	<ul style="list-style-type: none"> ■ Waste Management ■ Water Quality Management ■ Air Quality Management ■ Wildlife Management ■ Forest/Plant Management ■ Visitor Management ■ Resident/Community Management ■ Commemorative Integrity ■ Recycling ■ Site Protection
Information Management	
Destination Monitoring	Destination Research

Figure 15.3 Some elements of successful total tourism destination management (TTDM).

¹Thomas Prugh et al., *National Capital and Human Economic Survival* (Solomons, MD: ISSE Press, 1995).

destination development (see Chapter 16), the marketing of the destination (see Chapter 19), the management of the human resources necessary to deliver quality visitor experiences, the management of the financial resources/investment required to support development, and the ability to develop the organizational capacity to coordinate and ensure the delivery of essential services.

The environmental management capabilities are those that are critical to effective destination stewardship. Traditionally, these have included the knowledge and skills essential for ensuring the protection of air and water, forest and plants, and wildlife management.

More recently, the concept of stewardship has been expanded to encompass management practices designed to both maintain and enhance the commemorative, social, and cultural integrity of the destination. It also involves the ability to effectively manage the human presence within the boundaries of the destination. This human presence has two main components: visitor management and resident/community management.

Finally, the tasks of resource deployment and resource stewardship are linked by the shared need for a **tourism destination management information system** (TDMIS) to support policy formulation, strategic planning, day-to-day decision making, and overall performance evaluations. Information management has, in turn, two major components. The monitoring component provides stakeholders, and particularly the destination management organization, with an ongoing assessment of destination performance across a broad range of indicator variables. These indicator variables should be carefully chosen so as to be representative of the overall health of the destination in terms of both competitiveness and sustainability. Monitoring also includes an environmental scan component that seeks to identify unusual or emerging trends and forces that have the potential to significantly affect the competitiveness or sustainability of a destination.

The research component of the TDMIS is normally structured to play several distinct roles. One of these is to provide research for policy formulation. Policy research is characterized by analysis of the overall destination situation. It is undertaken with a view to providing information that assists in developing well-defined but broad guidelines that serve to establish priorities to direct the activities of the destination.²

More specifically, policy research seeks to gather and interpret macrolevel data related to present values and the evolution of trends of major economic, social, technological, and political factors that bear on the success of the destination.

A Model of the Competitive/Sustainable Destination

Regardless of the size or scope of a destination, it is useful to view it from a holistic perspective in which the structure and management processes are explicitly

²J. R. Brent Ritchie and C. R. Goeldner (eds.), *Travel, Tourism, and Hospitality Research: A Handbook for Managers and Researchers*, 2d ed. (New York: John Wiley & Sons, 1994).

defined and examined. One framework that attempts to do this has been developed by Ritchie and Crouch.³ From the standpoint of this model, the purpose of tourism policy is to ensure a common, agreed-upon purpose for tourism and to establish the broad parameters for planning and coordinating the efforts of all tourism stakeholders, those whose well-being relates in some way to the success of tourism in the destination. This model is shown and described in detail in Chapter 16.

A Warning: Tourism Destination and Tourism Policy Do Not Exist in a Vacuum

In all of the foregoing discussions, it needs to be kept in mind that tourism policies are but part of the social, economic, and political policies that govern and direct the functioning of the overall society within which tourism exists and functions.

In brief, a number of more general policies (regulations, rules, directives, objectives, strategies) are controlled by governments, as well as other industry sectors and organizations, and these policies may have a significant effect on the success of tourism and tourism destinations. These include:

- Passports and visas
- Taxation—affects costs and thus profitability
- Interest rate policy—affects costs and thus profitability
- Bilateral air agreements—determine foreign visitor access
- Environmental policy—limits growth and access to attractive but sensitive areas
- Customs and immigration policy—can facilitate or hinder international visitation
- Communications policy—can restrict use of certain advertising media
- Minimum wage policy—can affect labor markets
- Welfare policy—can influence nature and behavior of workforce
- Education policy—can affect quality of workforce
- Cultural policy—can affect preservation and promotion of national heritage
- Foreign investment policy/regulations—can affect availability of investment capital
- Local zoning policy/bylaws—can restrict or encourage tourism facility development
- National/provincial/local policy pertaining to funding support for major public facilities (e.g., stadiums, convention centers, museums, parks)—can drastically affect destination attractiveness

³J. R. Brent Ritchie and Geoffrey I. Crouch, *The Competitive Destination: A Sustainable Tourism Perspective* (Oxfordshire, UK: CABI Publishing, 2003).



The White House tourism conference in the United States was a major tourism event where policy recommendations were made and are still being implemented. *Photo courtesy of © PhotoDisc, Inc./Getty Images.*

- Infrastructure policy—can make destination safer for visitors, or restrict resident travel to foreign destinations
- Currency/exchange-rate policies—directly affect destination cost competitiveness
- Legal system—determines consumer/visitor protection legislation (e.g., liability for failing to deliver advertised facilities/tours/experiences)

To summarize, a whole range of social, economic, legal, and technological policies greatly affects the appeal, attractiveness, competitiveness, and sustainability of a tourism destination. Some are under the control of the tourism sector (such as visitor satisfaction, guarantee policy, truth-in-advertising policy), but the great majority are not. Thus, the challenge facing tourism managers is to try to influence global policies where they can, and adapt to them as effectively as possible where they cannot.

The Many Influences on Tourism Policy

As stressed above, tourism does not exist in a vacuum. It can function smoothly only if it shares, cooperates, and dialogues effectively with many other sectors of society and of the economy (Figure 15.4). Many of these sectors have little understanding of, or explicit interest in, tourism in the region—unless, of course, visitor activity somehow

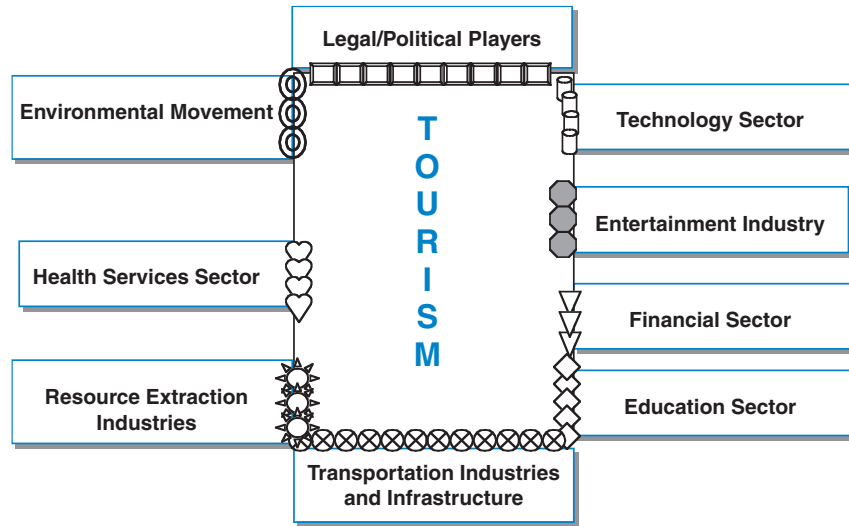


Figure 15.4 Tourism: some of its multiple interfaces with other sectors of the economy and society.

Other Interfaces:

- Manufacturing
- International Relations
- Agriculture Sector

appears to detract from the functioning or well-being of another sector. Conflicts between tourism and other sectors most commonly arise when there is competition for a shared resource base (e.g., the extractive industries), where there is a common need for specific individuals or types of individuals (e.g., entertainment, technology, education), or where there may exist a divergence of philosophical views (e.g., the environment, transportation sectors).

Each of these interfaces can pose either a threat or an opportunity for tourism. The environmental sector and the extractive industries have traditionally viewed tourism as a competing force; the technology, entertainment, and transportation sectors most often perceive tourism as an ally or business opportunity.

In order to dialogue and to present its case effectively at each interface, the tourism sector must be as capable, as well trained, and as well prepared as the professionals of any specific sector at any given point in time. Otherwise, tourism risks being undermined and weakened. Consequently, it may miss a critical market opportunity or may fail to establish an innovative alliance or partnership. All too often, tourism's lack of sophistication and preparedness has resulted in government decisions and policies that significantly weaken its ability to compete, or to do so more profitably. In certain cases, the tourism sector has never been aware of the extent to which it has been disadvantaged by its naïveté or by a failure to proactively and adequately prepare its case. This can be particularly disastrous in public forums where both the issue at hand and the industry's long-term credibility can be lost.

 GLOBAL INSIGHT 

Policy Impacts

THE ROLE OF PASSPORTS AND VISAS AS POLICY INSTRUMENTS IN INTERNATIONAL TRAVEL

"We are citizens of a country regarded as one of the closest allies the U.S. has. Yet on arrival we are treated like suspects in a criminal investigation and made to feel very unwelcome," said Ian Jeffrey, a British soldier who has been coming to the United States with his wife for 15 years.

—Orlando Sentinel, November 21, 2006

The United States serves as an excellent example of how government policy impacts tourism. Since September 11, 2001, the United States has experienced a decline in overseas travel. Between 2004 and 2005, the country experienced a 10-point decline in business travelers. As the global travel market continues its dramatic expansion, the U.S. share is shrinking. The Discover America Partnership reports the consequences are profound. Overseas travel to the United States has fallen 17 percent since 2001, at a cost of \$94 billion in visitor spending, \$16 billion in tax receipts, and nearly 200,000 jobs.

The Discover America Partnership states there are a variety of reasons why overseas travelers are choosing not to visit the United States. However, interviews with thousands of travelers around the globe and anecdotes shared in countless articles in foreign newspapers show that *one* factor stands out: the perception that foreign travelers are no longer welcome. Travelers cite the lengthy visa process and the often-confusing and claustrophobic entry process as evidence that the United States has the "world's worst" entry process.

Visitors who are required to obtain a visa to travel to the United States must go through a personal interview at the visa-issuing post which has taken as

long as three months. The process includes enrolling in US-VISIT, having two index fingers scanned by an inkless device, and having a digital photograph taken. The process is repeated when the person enters the country to make sure it is the same person who was issued the visa.

Passports and visas were initially developed as a means by which countries could better control the entry and exit of foreign nationals from their soil. In addition to the use of passports to control entry and exit, visas provide the host country with a greater degree of detailed information about the individual seeking to enter the country.

Over time, however, many countries started to view visas as a means to raise foreign funds. Although this distorts the true purpose of the visa, countries requiring them steadily became more dependent on the income they provided. The requirement for visas has declined in most countries wishing to facilitate international travel.

The cost of visas for a few selected countries are shown. The costs are the 2007 prices (in U.S. dollars) for visas for a single-visit tourist visa (for persons holding a valid passport).

Brazil	\$ 110
China	\$ 50
India	\$ 60
Russia	\$ 100
Vietnam	\$ 65
United States	\$ 100

In addition to visa charges, a number of countries have imposed exit fees. These costs, while typically small, are an impediment to travel.

DISCUSSION QUESTIONS

1. What is the purpose of passports and visas?
2. How can government policies on passports and visas encourage travel? Discourage travel?

The Multidisciplinary Nature of Tourism and Tourism Policy

As explained in Chapter 1, tourism is, by its very nature, a multidisciplinary phenomenon (see Figure 1.3). The tourism experience is impacted by a range of economic, psychological, societal, technological, legal, and political forces.^{4,5} It follows that, in order to formulate policies that accommodate or address these multiple forces, those involved must appreciate the complexities of each discipline and their interactions in any given situation. The disciplines of psychology, economics, sociology, and law are but some of the disciplines that can enhance our understanding of international marketing. The environmental sciences, political science, and the behavioral sciences are essential to the formulation of national park policy that defines the levels and types of tourism that are appropriate and desirable.

Some Other Characteristics of Tourism Policy

In addition to the multidisciplinary nature of tourism policy, it also possesses several other essential characteristics:

1. It must focus on macrolevel policies—that is, be concerned with societal views of the direction that tourism development should take at the subnational, national, and even transnational level.
2. It must be designed to formulate policies having a long time perspective.
3. It must concentrate on how critical and limited resources can best respond to perceived needs and opportunities in a changing environment.
4. It must recognize the intellectual nature of the process of policy formulation. As such, it must incorporate tacit knowledge and personal experience as important sources of information, in addition to more conventional methods of research and study.
5. It must encourage and stimulate organized creativity so as to avoid policies based on stereotyped or outmoded perceptions.
6. It must be constructed to permit and facilitate a continuing dynamic social process requiring inputs from multiple sources.
7. It must break down the traditional boundaries between industry sectors in tourism.
8. It must relate policies of the tourism subsystem to those of the total socioeconomic system of a nation or region of which it is a part.

⁴J. Jafari and J. R. Brent Ritchie, "Toward a Framework for Tourism Education: Problems and Prospect," *Annals of Tourism Research*, Vol. 8, No. 1 (1981), pp. 13–34.

⁵C. Echtner and T. B. Jamal, "The Disciplinary Dilemma of Tourism Studies," *Annals of Tourism Research*, Vol. 24, No. 4 (October 1997), pp. 868–883.

9. It must acknowledge the destination roles of both competition and cooperation and seek to identify situations where each is appropriate. The judicious application of either or both in tourism policy has given rise to use of the term *competition*.⁶

TOURISM POLICY: STRUCTURE, CONTENT, AND PROCESS

In discussing tourism policy, it is helpful to clearly distinguish among the overall structure of a policy and the specific policy content found within that structure. In the same vein, readers must distinguish between: (1) the static concepts of policy structure and content, and (2) the dynamic concept of policy formulation. Structure and context define the “what” of tourism policy; the process of policy formulation describes the “how” of defining the structure of a destination’s policy and determining the content of policy found within that structure. In tourism, the process, or the “how,” provides the following:

- An overview of the different stages or steps involved in the policy formulation process
- A review of the various possible methodologies that might be used within, or across, the stages of policy formulation

The Structure of Tourism Policy

While no single model can define the content of tourism destination policy, Figure 15.5 provides one framework for tourism policy (i.e., a set of guidelines for successful destination development and operations).

Total System and Tourism Macropolicy

Macropolicy, or what some have referred to as *megapolicy*, involves determination of the premises, assumptions, and main guidelines to be followed by specific policies. It is a kind of master policy, clearly distinct from detailed discrete policies.⁷ In this regard, tourism policy is viewed as being directly based upon and derived from the policies that direct the total socioeconomic system of the nation or region in which the tourism subsystem is located. In fact, it is the general content of these total system policies that provides much of the basis upon which to derive the tourism philosophy of the destination region in question.

⁶David L. Edgell and R. Todd Haenisch, *Competition: Global Tourism beyond the Millennium* (Kansas City: International Policy Publishing, 1995), p. 2.

⁷Y. Dror, *Design for Policy Sciences* (New York: American Elsevier, 1971).

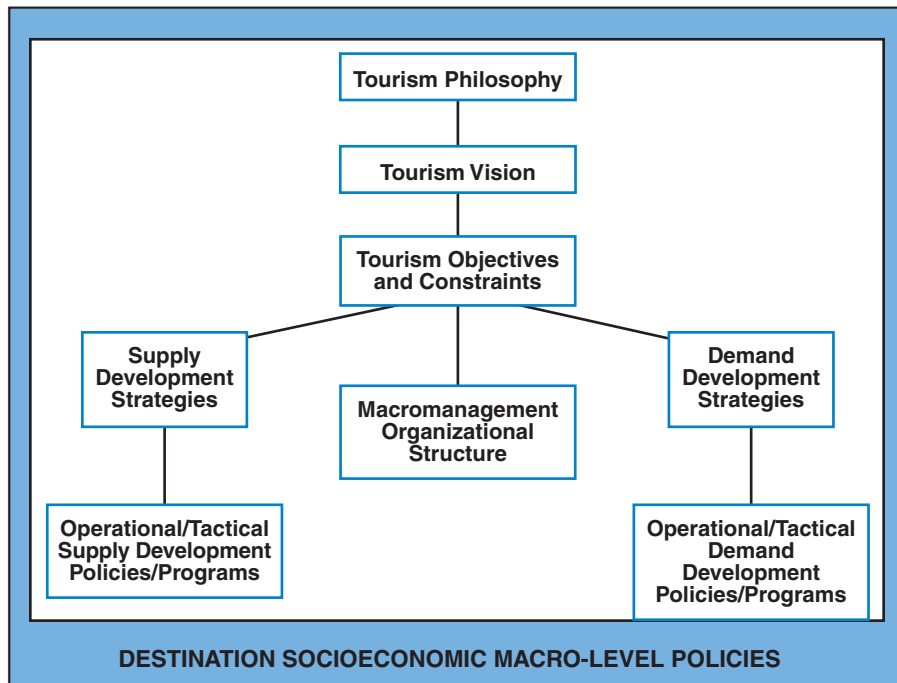


Figure 15.5 The structure and composition of tourism policy.



State governments are an important seat of tourism policy formation. Shown here is the state capitol building in Richmond, Virginia. Photo courtesy of Washington, D.C., and the Capital Region.

Tourism Philosophy

An explicit tourism philosophy is an essential foundation on which to develop a coherent policy. In general, a philosophy may be defined as a system for guiding life—a body of principles of conduct, beliefs, or traditions—or the broad general principles of a particular subject or field of activity. Adapting this general definition for present purposes, a tourism philosophy may be defined as a general principle or set of principles that indicates the beliefs and values of members of a society concerning how tourism shall serve the population of a country or region, and that acts as a guide for evaluating the utility of tourism-related activities.

It is important to stress the critical role that the values of destination residents exert in determining the context of tourism policy. In effect, the values of residents provide the foundation on which the policy and its various components rest. In the end, tourism policies that do not reflect the values of the destination stakeholders, or hosts, will inevitably fail to gain ongoing popular or political support. Policies that do not maintain long-term political support are doomed to failure.

The philosophical distinction sometimes made between value-driven and market-driven destinations, while conceptually appealing, is in practice somewhat ambiguous. No destination can be competitive unless it succeeds in appealing to profitable segments of the market over the long term. By the same token, no destination can be sustainable unless, while it generates economic rewards, it also succeeds in maintaining the value-driven legitimacy required by a democratic society.

The Destination Vision

Although a tourism philosophy sets out the overall nature of tourism in a destination, it is the **destination vision** that provides the more functional and more inspirational portrait of the ideal future that the destination hopes to bring about in some defined future (usually five, ten, twenty, or fifty years).

Visions can take many different forms. Some are very concise (the equivalent of a corporate mission statement); others are much more extensive and idealistic. Typically, however, a destination vision is structured as shown in Figure 15.6.

The **preamble** sector of a vision sets the tone and provides the context and rationale for the vision being developed. The **core vision**, as the name implies, attempts to capture the overall essence of the ideal future for the destination in question. The values component of the vision statement seeks to provide an understanding of the deeply held enduring beliefs of the stakeholders formulating the vision. It is these values that effectively drive—or provide a foundation—for the vision statements that are enunciated by individuals. One cannot understand or appreciate a vision without understanding and appreciating the values on which it is based.

The **elements** of the vision are the means by which the essence or idealism of the vision (the core vision) is linked to the reality of the destination. In effect, they provide

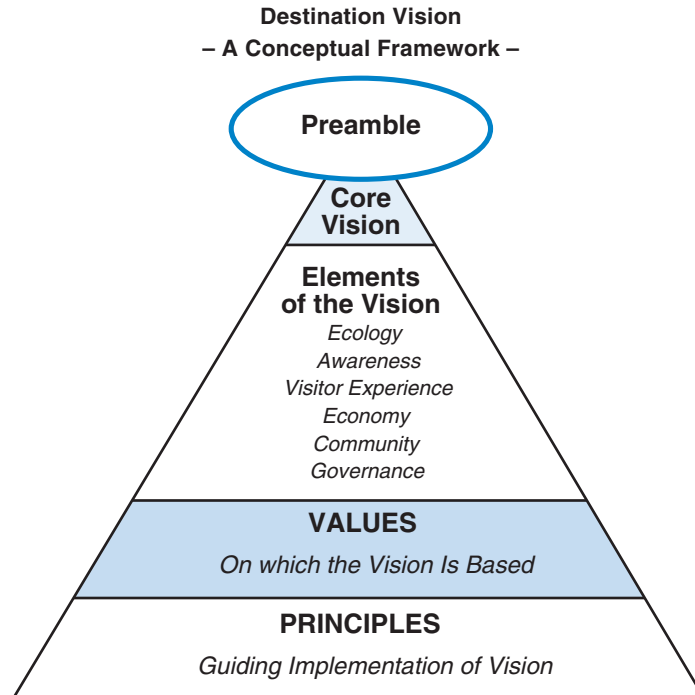


Figure 15.6 Destination vision framework. *Source: Ritchie, 1996.*

the means by which operational components of the vision can be defined. The nature of these components is dependent upon the specific destination in question. In the example in Figure 15.6, the core vision for a Canadian national park gave rise to six vision elements.

Finally, once the core vision and its elements have been agreed upon, it is frequently useful to provide a statement of principles designed to provide guidance as to how the vision and its elements should be interpreted and implemented.

Crafting versus Formulating a Strategic Vision

The preparation of a destination vision is a stimulating, intellectual process that often attracts and should involve the relevant stakeholders of a destination. There is, however, a significant difference between formulating and crafting the vision. *Policy formulation* is a term reflecting a traditional approach to strategic planning that can be described as prescriptive in orientation. This terminology implies that strategy formulation is a process of conceptual design, of formal planning, and of analytical positioning. The essence of this model is that it is by nature structured, logical, and somewhat mechanical. It emphasizes that strategy formulation should be a controlled, conscious

process of thought for which ultimate responsibility lies with the chief executive officer of the entity involved in strategy development. The outcome of this process is a simple, unique, and explicit “best” strategy for a given situation.

At the other end of the spectrum is what Mintzberg defines as the crafting of strategy. Under this conceptualization, crafting a strategy is a dynamic, evolving process in which strategies take form as a result of learning over a period of time, as opposed to being formulated at a fixed point in time. Mintzberg emphasizes that the crafting of strategy reflects an ongoing iterative process of thinking and acting—and then thinking some more. One idea leads to another until a new pattern forms. As such, strategies can form as well as be formulated. A strategy can emerge in response to an evolving situation, or it can be brought about deliberately, through a process of formulation followed by implementation. Crafting strategy requires dedication, experience, involvement with the material, the personal touch, mastery of detail, a sense of harmony, and integration.⁸

In brief, the process of “strategic visioning”—or simply “visioning”—like the crafting of strategy, is seen as a dynamic, interactive phenomenon.⁹

Tourism Objectives and Constraints

Component three of a tourism policy consists of a statement of the objectives of the tourism system. Objectives are defined as operational statement(s) of the specific results sought by the tourism system within a given time frame. The objectives of the tourism system should possess a number of important characteristics. First, because the objectives are formulated in light of the tourism vision, their achievement should clearly contribute to the fulfillment of this vision. Second, in order that the objectives can be qualified as operational, it is essential that managers are able to measure the extent to which desired results have or have not been attained. This implies that we must have some explicit means of quantifying appropriate performance standards. Third, we must ensure that the measures selected with respect to each objective are indeed valid indicators of the desired results; that is, they must measure what we truly want to achieve. Fourth, in the common situation where the tourism system has multiple objectives, it is advisable to indicate an order or priority among objectives. This indication of relative importance provides a basis for decision making should different strategies or programs for achieving the objective be in conflict. Fifth, the objectives must be related to a given time period as is directly stated in the above definition. Finally, the objectives that are stated must be reasonable. While they should serve to offer a real challenge, goals that are virtually impossible to attain quickly become a negative rather than a positive source of motivation.

One further remark concerning the formal statement of objectives is in order. Objectives identify those events or results that we wish to bring about. The word

⁸H. Mintzberg, “Crafting Strategy,” *Harvard Business Review* (July–August 1987), pp. 66–75.

⁹F. Westley and H. Mintzberg, “Visionary Leadership and Strategic Management,” *Strategic Management Journal*, Vol. 10 (1989), pp. 17–32.

objective implies that the results are positive entities, such as a certain number of visitors, but this is not necessarily so. In fact, the managers of a tourism system may seek goals with respect to what they do not want to happen as a consequence of their activities. Examples include the avoidance of environmental and cultural pollution. These types of results could be stated as specific objectives of the tourism system. While very important, their essentially negative nature provides little incentive for management action. An alternative and more satisfactory manner of dealing with effects that one wishes to avoid is to express them in the form of constraints. A common approach to formally stating constraints on system activities is to specify, where possible, the maximum level of each undesirable outcome (e.g., pollution) that can be tolerated as a result of tourism activity. Even where it is difficult to quantify the tolerable levels of undesirable outcomes, constraints can be formulated so as to at least provide explicit indications as to the type of outcomes to be minimized or avoided.

THE PROCESS OF TOURISM POLICY FORMULATION

Discussion to this point in the chapter has focused on the structure and content of tourism policy. In this section, attention is directed toward understanding the process by which the structure and content of policy, as presented in Figure 15.5, may be developed. This process is conceptualized as containing distinct stages grouped into four main phases (Figure 15.7). These phases are identified as the definitional phase, the analytical phase, the operational phase, and the implementation phase.

Definitional Phase	Analytical Phase	Operational Phase	Implementation phase
Definition of tourism destination system	<i>Internal Analysis</i> <ul style="list-style-type: none"> ■ Review of existing policies and programs ■ Resource audit ■ Strategic impact analysis 	Identification of strategic conclusions	Implementation of strategy for destination of development, promotion, and stewardship
Explication of a tourism philosophy		Implications of conclusions for supply and demand development	Allocation of responsibilities for recommendation implementation
Crafting of a destination vision	<i>External Analysis</i> <ul style="list-style-type: none"> ■ Macrolevel analysis of current and future demand ■ Microlevel analysis of current and future demand and behaviors ■ Review of competitive and supportive tourism development and promotion policies 	Policy/program recommendations	Identification of sources of funding to support competitive initiatives and stewardship programs
Objectives and constraints			Specification of timing for recommendation implementation Monitoring and evaluation of the results

Figure 15.7 The process of tourism policy, strategy formulation, and implementation.

Definitional Phase

The definitional phase of tourism policy formulation is concerned with the development of explicit statements that define the content and direction of the overall tourism system in question. As shown in Figure 15.7, these statements deal with four different topics. The definition of the destination tourism system represents the critical first step in the process of policy formulation.

Figure 1.2 in Chapter 1 provides one model that might be useful as the basic framework for defining a tourism system. It views the tourism system as being constructed of two major components, namely, the operating sectors and the planning/catalyst organizations. These in turn contain various subcomponents that form the basis for identifying and classifying the individual organizations and actors (the stakeholders) that make up a given tourism system. It is essential that each region develop such a model that is generally accepted by the policy makers concerned. Once agreed to, this model should become a constant frame of reference for discussion and decision making.

The remaining three components of the definitional phase (Figure 15.7) involve the explication of a tourism philosophy, the formulation of a destination vision, and the determination of tourism objectives and constraints for the destination. Previous discussion has described the content of these policy components.

Analytical Phase

The analytical phase of tourism policy development, while perhaps less stressful than the previous one from a managerial standpoint, involves considerably greater amounts of effort. The definitional phase requires fundamental, value-based decisions concerning the nature and direction of tourism development in a region. The analytical phase accepts these decisions as a given and proceeds to carry out the extensive collection and assessment of information needed to identify and assess the desirability of alternative means of attaining the destination vision and to achieve the goals defined by the vision.

The overall process of analysis is best viewed as being composed of two major sub-processes: (1) an internal or supply-oriented analysis, and (2) an external or demand-oriented analysis.

The internal/supply analysis consists of a thorough review and analysis (frequently termed an *audit*) of two major elements. The first element relates to existing policies and programs for the development of the various components of tourism supply. These policies/programs must be critically reviewed to determine the extent to which they are both consistent with and effective in developing the type of tourism facilities and services that are likely to achieve the goals of the region, given the nature of demand facing that region. As can be quickly seen, this statement implies a direct interaction between the supply analysis and the demand analysis. In effect, the analytical phase involves parallel, iterative forms of analysis that must constantly be related one to the other.

A second element of the supply analysis is termed a *resource audit*. A resource audit should be conducted with two goals in mind. First, it should provide a comprehensive cataloguing of the quantity and distribution of tourism facilities and services within the tourism system. Such information is basic to an understanding of the current state of affairs of supply development. Second, the resource audit should provide some assessment of the quality of existing facilities and services. Again, the execution of the audit to assess the adequacy of the quantity, distribution, and quality of supply can only be meaningful if it is eventually related to the analysis of demand. There are no absolute measures of desirability in terms of supply; *only those that relate to a given demand at a given point in time for a given market segment are relevant*.

The third form of internal analysis is a strategic impact analysis. This analysis seeks to provide policy makers with well-defined benchmarks as to the extent to which tourism is currently impacting the destination in economic, ecological, social, and cultural terms. Economic benchmarks have traditionally been the most requested forms of impact analysis because both managers and politicians seek to measure and understand both the level of tourism receipts and the incomes and employment they create.

The external/demand analysis is composed of three distinct types of analytical activity. The first involves macrolevel analysis of data that describes and defines the overall nature and structure of current tourism demand as well as those markets having a potential for future demand. This form of analysis relies heavily on aggregate statistics measuring the flows of tourists and travel-related expenditures within a region; it must not, however, limit itself to such historical data. In addition, macrolevel analysis must be future-oriented and attempt to constantly monitor the environment in order to identify shifts or trends in social, political, or technological factors that might significantly affect the region's success in its field of tourism.

The second type of external/demand analysis is termed microlevel analysis. Here, rather than focusing on aggregate trends in tourism demand, attention is directed toward gaining an understanding of the motivations and behavior of the different segments of the total tourism market. The purpose of gaining this understanding is to provide those responsible for supply development with the information needed to design facilities and services that will appeal most to each of the various demand segments. In addition, such data facilitates the task of those responsible for the promotion of existing facilities and services.

The final component of external/demand analysis involves a review and evaluation of competitive and supportive tourism development and promotion policies and programs. Competitive analysis is a common form of managerial investigation. In this case, it is designed to produce a clear picture concerning the identity, strength, and strategies of those tourism destinations most likely to be appealing to the same segments of demand as those of interest to the tourism region in question. Such information is essential if a region is to effectively counter the efforts of such competitors from the standpoint of both supply development and demand modification.

Operational Phase

Once the various types of analysis have been carried out, policy makers must move to develop specific strategies and action plans that can be implemented. As shown in Figure 15.7, this operational phase is envisaged to contain three conceptually different types of activity; in reality, these different activities are executed almost simultaneously.

The identification of strategic conclusions flows directly out of the analytical phase, and its goal is to synthesize the large amounts of information obtained into a limited number of major conclusions. In addition to specifying the major findings from each type of internal and external analysis, this process also must attempt to provide conclusions that assess the impact of the trade-offs that inevitably are made when attempting to match supply and demand.

The strategic conclusions themselves may be viewed as reasonably factual information; that is, they are the result of a logical process of analysis that would give rise to generally similar findings irrespective of the investigator. In contrast, the drawing of “implications of the conclusions for supply-and-demand development strategies” involves a high degree of judgment on the part of the individuals involved. The goal of this process is to attempt to assess the significance of each conclusion for tourism in the region. While the actual conclusions may be clear, the implications of these facts for the kind of policies and programs needed to deal with them involves a considerable level of interpretive skills derived from both experience and a creative mind.



The presentation of national treasures is an integral part of tourism policy. In this photo, the great Buddha in Taiwan is but one of the kinds of treasure that policy formulation in tourism must address. *Copyright© Corbis Digital Stock.*

 GLOBAL INSIGHT 

Ethics

The “Responsible Tourist and Traveler” is a short practical guide to make trips an enriching experience. The advice is based on the *Global Code of Ethics for Tourism* developed and published by the United Nations World Tourism Organization (UNWTO). This publication should be required reading for tourism policy makers, and they should incorporate the ethical principles into policy.

Visit http://www.unwto.org/code_ethics/eng/global.htm and click on full text to review the entire code (eight pages).

THE RESPONSIBLE TOURIST AND TRAVELER

Travel and tourism should be planned and practiced as a means of individual and collective fulfillment. When practiced with an open mind, it is an irreplaceable factor of self-education and mutual tolerance and for learning about the legitimate differences between peoples and cultures and their diversity.

Everyone has a role to play creating responsible travel and tourism. Governments, business, and communities must do all they can, but as a guest, you can support this in many ways to make a difference:

1. Open your mind to other cultures and traditions—it will transform your experience, you will earn respect and be more readily welcomed by local people. Be tolerant and respect diversity—observe social and cultural traditions and practices.
2. Respect human rights. Exploitation in any form conflicts with the fundamental aims of tourism. The sexual exploitation of children is a crime punishable in the destination or at the offender’s home country.

3. Help preserve natural environments. Protect wildlife and habitats and do not purchase products made from endangered plants or animals.
4. Respect cultural resources. Activities should be conducted with respect for the artistic, archaeological, and cultural heritage.
5. Your trip can contribute to economic and social development. Purchase local handicrafts and products to support the local economy using the principles of fair trade. Bargaining for goods should reflect an understanding of a fair wage.
6. Inform yourself about the destination’s current health situation and access to emergency and consular services prior to departure and be assured that your health and personal security will not be compromised. Make sure that your specific requirements (diet, accessibility, medical care) can be fulfilled before you decide to travel this destination.
7. Learn as much as possible about your destination and take time to understand the customs, norms, and traditions. Avoid behavior that could offend the local population.
8. Familiarize yourself with the laws so that you do not commit any act considered criminal by the law of the country visited. Refrain from all trafficking in illicit drugs, arms, antiques, protected species, and products or substances that are dangerous or prohibited by national regulations.

DISCUSSION QUESTIONS

1. How does a responsible tourist behave?
2. Why is the UNWTO a leader in promoting tourism ethics?

The subsequent stage of the policy formulation process is the identification of specific "policy/program recommendations for supply/demand development." For present purposes, this rather complex activity has been oversimplified in reality; a range of policy options would normally be developed that attempt to respond to alternative implications or alternative scenarios. Some judgment would then be exercised as to which implications or scenarios are most likely to occur. Policy/program recommendations most appropriate to the most likely scenario events would probably, although not necessarily, be adopted.

Implementation Phase

Finally, for a destination tourism policy to truly succeed, it is essential to include an implementation phase. At a minimum, such a strategy must: (1) identify the individual groups or organizations that will assume responsibility for each major dimension of the policy realization, (2) establish initial estimates of the financial requirements, and (3) provide preliminary timelines for the launching of all major facilities, events, and programs that support the destination vision. The specifics of implementation are the object of tourism planning. These specifics are examined in detail in Chapter 16.

TRANSLATING POLICY INTO REALITY

It must be emphasized that once overall supply-and-demand development strategies have been enunciated and appropriate organizational structures put in place, these strategies must be translated into specific policies and programs of an operational nature. At this level, the management process becomes one of detailed planning and implementation of the many tasks necessary to provide the individual tourist with the satisfying yet challenging experience that he or she is seeking. While detailed discussion of tourism planning is beyond the scope of this chapter, the need to effectively translate strategic ideas into real-world actions cannot be too strongly stressed. Without effective execution, even the most brilliant policies will prove of little value.

An example illustrating the need to translate policy into reality is crisis management. Today, every tourism organization needs crisis management policies and plans that work. A discussion of crisis management follows.

FORMULATING POLICY TO DEAL WITH CRISES

Despite the best efforts to formulate tourism policies that support destination development, to plan and execute the development of an attractive tourism destination, and to effectively manage a tourism destination, sometimes the unthinkable happens.

The September 11, 2001, terrorist bombing of the twin towers in New York and the Pentagon in Washington, D.C.; the 2002 bombing of a tourist-filled nightclub in Bali, Indonesia; the 2004 bombing of the commuter trains in Madrid, Spain; and the 2003 failure of the electrical grid in eastern North America all created sudden disruptions in the normally smooth functioning of tourism. Other less sudden but more widespread happenings such as the Iraq war, the 2003 outbreaks of SARS (severe acute respiratory syndrome) in China and Canada, the outbreak of foot-and-mouth disease in the United Kingdom, the forest fires in the western United States, the threat of the bird flu, and the tsunami, all affected people's desire and ability to travel, and thus the well-being of tourism destinations around the world.

While the above crises were not all directly related to the tourism sector, their widespread repercussions created situations that seriously affected or interfered with people's willingness to travel, or the smooth functioning of the tourism system. They were thus the root cause of crises that tourism managers needed to understand or to take account of in their ongoing management of tourism destinations.

In an effort to help improve our formal understanding of the nature of "crisis management" related to both unthinkable happenings and major events having global repercussions, Mitroff and Anagnos divide crisis-causing events into seven general types and/or categories of risk:

1. Economic crises, such as labor strikes, labor shortage, market crashes, major declines in stock prices, and fluctuations or declines in major earnings
2. Informational crises, such as a loss of proprietary and confidential information, tampering with computer records, or the loss of key computer information with regard to customers and suppliers
3. Physical crises, such as loss of key equipment, plants, and material suppliers; breakdowns of key equipment and industrial plants; loss of key facilities; and major plant disruptions
4. Human resource crises, such as loss of key executives, loss of key personnel, increased absenteeism, increased vandalism, an increased number of accidents, and a rise in workplace violence
5. Reputation crises, such as slander, gossip, rumors, damage to corporate reputation, and tampering with corporate logos
6. Crises resulting from psychopathic acts, such as product tampering, kidnapping, hostage taking, terrorism, and workplace violence
7. Natural disasters, such as earthquakes, fires, floods, explosions, typhoons, and hurricanes¹⁰

They further stress that, although the major categories of crises share many similarities, there can be substantial differences in the impact they have on an organization.

¹⁰I. I. Mitroff and G. Anagnos, *Managing Crises before They Happen: What Every Executive and Manager Needs to Know about Crisis Management* (New York: Amacom, 2001).

More specifically, a crisis brought about by a natural disaster will probably affect a destination very differently from one caused by the loss of a key executive. Given this reality, Mitroff and Anagnos suggest that the best management approach is to develop policies to prepare for at least one crisis in each of the categories. Unfortunately, they note that the majority of organizations do much less, in that they tend to consider at most one or two categories. For example, most companies prepare for natural disasters. Organizations that do broaden their preparations for crises other than natural disasters often do so only for “core” or “normal” disasters that are specific to their particular industry.

Dealing with Crises

The best method of crisis management is preparation before a crisis occurs—first implementing effort to prevent the crisis from occurring at all, and then developing the ability to react immediately and effectively should an outbreak or incident arise. This means a disaster (crisis) plan must be developed.

Good crisis management requires policies to deal with each stage of a crisis situation if a destination is to prevent or minimize a crisis. First, one needs detection policies. This requires a monitoring system of the macroenvironment to make sure one is detecting problems and anticipating tomorrow rather than reacting to yesterday. The second requirement is for prevention or minimization policies. This involves such areas as legislation, law enforcement, security devices, and safety and security training for employees. The third need is for readiness policies that require leadership for crisis coordination, emergency response, assistance for families, internal and external communications, information dissemination, and media relations. Fourth, response policies, which include effective emergency response and answering the public call for information, should be put in place. Telling the truth is a vital crisis management policy. Finally, recovery policies to enable a return to normalcy are a high priority. These include the rebuilding process, information dissemination, publicity, public relations, and marketing.

The concern of the United Nations World Tourism Organization (UNWTO) about crises resulted in their creating the UNWTO Recovery Committee. This committee has published *Crisis Guidelines for the Tourism Industry*, which offers a one-step reference document suggesting specific actions to take before, during, and immediately after a crisis to get tourists returning to a destination as quickly as possible. The publication is available on UNWTO’s Web site (<http://www.unwto.org>).

SUMMARY

This chapter points out that (1) tourism policy is needed for destinations at all levels and for all types of political jurisdictions, (2) in all cases, competitiveness and sustainability must be the primary goal of policy, and (3) the effective pursuit of each of these

goals requires a different set of skills and capabilities. With this background firmly in place, the chapter then fulfills one major role.

This role is to provide a framework describing the structure and composition of a formal tourism policy. The primary components discussed are the philosophy for tourism and the formulation of a long-term vision for the destination. This vision provides important guidance for the definition of specific objectives for a tourism destination, as well as for identifying any constraints that must be observed as tourism is developed. These objectives, in turn, provide a basis for formulating long-term development strategies for the region. Next, the chapter focuses on the process of policy formulation, which includes the definitional phase, the analytical phase, the operational phase, and the implementation phase. The chapter concludes with an example discussing crisis management.

KEY CONCEPTS

competitive destinations
content of tourism policy
core vision
destination positioning
destination vision
elements of the vision
implementation strategy

multidisciplinary tourism
policy
policy formulation
preamble sector
principles
structure of tourism policy
sustainable destinations

total system policy
tourism constraints
tourism destination management information system (TDMIS)
tourism objective
tourism policy

INTERNET EXERCISES

The Internet sites mentioned in this chapter plus some selected additional sites are listed for your convenience on the companion Web site for this book, www.wiley.com/college/goeldner.

ACTIVITY 1

Site Name: Tourism Policy in Turkey

URL: <http://www.turizm.net/economy/touris~1.htm>

Background Information: In 1983, the government of Turkey amended its tourism policy to encourage Turkish and foreign investment companies to participate more effectively in the development of Turkey's tourism sector.

Exercise

1. Compare the Turkish tourism policy with the elements of a good tourism policy as described in the textbook. What similarities and differences can you find?

ACTIVITY 2

Site Name: Western States Tourism Policy Council (WSTPC)

URL: <http://www.wstpc.org>

Background Information: The mission of the Western States Tourism Policy Council is to foster and encourage a positive environment for travel and tourism by serving as a forum to identify, research, analyze, and advocate travel and tourism related issues of public policy and opinion in the western United States.

Exercises

1. Using information from the site, list the objectives of WSTPC.
2. Identify the policy position papers published by WSTPC.

 **QUESTIONS FOR REVIEW AND DISCUSSION** 

1. What is a tourism policy, and why is it important for a tourism destination to have a formal policy?
2. Why might a major stakeholder not wish to participate in the policy process?
3. How might tourism policy differ from countries, states/provinces, and cities? Why might it differ?
4. How would you identify and choose the stakeholders who should be involved in the formulation of a tourism policy for a region? Is there anyone whom you feel should be excluded from the process?
5. What are the implications of no involvement in policy formulation by a major stakeholder?
6. What is the difference between a tourism policy and a tourism strategy?
7. Who should be "in charge" of policy formulation?
8. What are the most important interfaces of tourism policy; that is, which other sectors of the economy and society need to be aware of tourism policy or might have a significant impact on the success of tourism policy?
9. What do you see as the major barriers to successful policy formulation for tourism?
10. Must there be total consensus by all stakeholders on the content of a region's tourism policy? If not, how would you determine if there was adequate support for the different components of a policy?
11. How frequently should the policy formulation process take place for a destination? Why?
12. Why is a vision especially important for policy formulation? How long into the future should a vision attempt to define an ideal future?
13. Implementation of policy recommendations is often a problem. What do you see as the major barriers to the implementation of policy? Why do they exist? How might these barriers be overcome?
14. Why are ethics important?
15. Can good tourism policy help alleviate poverty?
16. How do government policies on passports and visas impact tourism?

CHAPTER 16

Tourism Planning, Development, and Social Considerations

LEARNING OBJECTIVES

- Identify the factors that determine the success of a tourism destination.
- Relate tourism planning to tourism policy.
- Discover what the goals of tourism development should be.
- Recognize that some serious barriers to tourism development must be overcome if a desired growth is to occur.
- Learn the political and economic aspects of development, including those related to developing countries.
- Appreciate the importance of architectural design and concern for heritage preservation, local handicrafts, and use of indigenous materials in creating tourist facilities.



Good planning is necessary for a luxury resort to come together and work for management, guests, and the surrounding community. *Photo courtesy of the Phoenician.*

INTRODUCTION

Planning follows the policy formulation process described in Chapter 15. Tourism planners and managers need to use this process as a framework for the planning and development of a destination. Good policy and sound planning needs to be conducted to ensure that a destination will be both competitive and sustainable. This chapter presents a model for destination competitiveness and sustainability, the need for tourism policy and planning to be integrated, steps in the planning process, and development issues.

PLANNING FOR A COMPETITIVE/SUSTAINABLE DESTINATION

Good tourism planning must be based on a sound understanding of those factors that fundamentally determine the success of a tourism destination. One framework that graphically identifies these factors is given in Figure 16.1. As shown, the framework includes nine major components, each of which contains a number of subcomponents.

- 1. The Core Resources and Attractors:** The fundamental reasons why prospective visitors choose one destination over another. These factors fall into seven categories: physiography and climate, culture and history, market ties, mix of activities, special events, entertainment, and the tourism superstructure.
- 2. Supporting Factors and Resources:** Whereas the core resources and attractors of a destination constitute the primary motivations for inbound tourism, the supporting factors and resources, as the term implies, provide a functional foundation that facilitate tourism and enhance its contribution to destination well-being. These factors are physical infrastructure, accessibility, resident/industry hospitality, the entrepreneurial efforts of tourism operators, political support for tourism, and facilitating resources such as a trained and welcoming customs/immigration staff.
- 3. Qualifying and Amplifying Determinants:** The potential success of a destination is conditioned or limited by a number of factors. This group of factors might alternatively be labeled **situational conditioners** because their impact on the success of a tourism destination are to define its scale, limit, or potential. One particularly important factor that is increasingly limiting a destination's ability to compete is the perceived degree of security that exists at the destination. Historically, the safety/security of a destination was largely taken for granted. Today, however, such is not the case; crime and terrorism are factors that have become very real in many destinations. Every destination must undertake to ensure it provides the visitor with safety and security across a broad range of both health and personal security dimensions. These qualifiers and amplifiers

The Ritchie/Crouch Model of

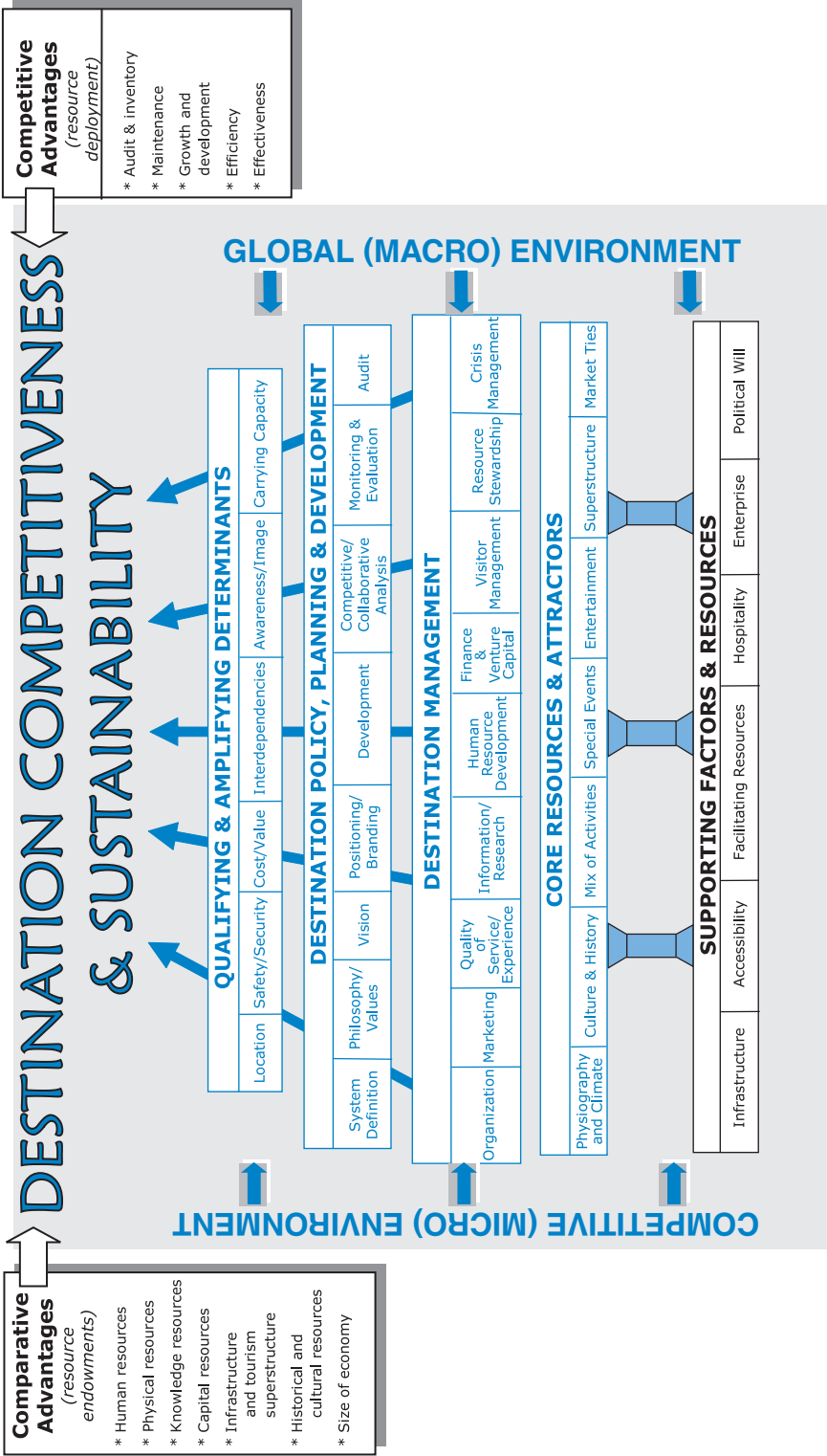


Figure 16.1 The Ritchie/Crouch model of destination competitiveness and sustainability.

moderate or magnify destination success by filtering the influence of the other core groups of factors. While they may be so important as to represent a ceiling to tourism demand or potential, they are largely beyond the control of the tourism sector alone.

4. **Destination Policy, Planning, and Development:** While, unfortunately, not all destinations have a formal tourism policy, a strategic or policy-driven framework for the planning and development of a destination, with particular economic, social, and other societal goals as the intended outcome, can help ensure that the tourism development that does occur promotes a successful and sustainable destination while meeting the quality-of-life aspirations of those who reside in the destination. This core component is comprised of eight subcomponents: a formal *definition* of the tourism system; an explication of a *philosophy* of tourism—or how tourism should serve the community; flowing from the philosophy is a *vision*, which is a formal statement describing the ideal future state of the tourism destination some twenty, fifty, or one hundred years into the future; a *positioning/branding strategy* defining how the destination should be perceived relative to competitors; a detailed *development plan*; a *competitive/collaborative analysis* providing an evaluation of how the destination relates to and compares with other destinations and the international tourism system; the *monitoring and evaluation* of policies, programs, and their outcome; and finally, all the foregoing needs to be brought together into a rigorous *destination audit*, which identifies the destination's strengths, weaknesses, problems, challenges, and opportunities.
5. **Destination Management:** This component of the model focuses on the activities that implement the policy and planning framework on a daily, operational basis. These nine activities involve effective *organization*, *marketing* of the destination, ensuring a high-quality *visitor experience*, gathering and disseminating *information*, *human resource development*, obtaining *adequate financing* and venture capital, effective *visitor management*, ongoing resource *stewardship*, and being prepared to *manage unexpected crises*.
- 6, 7. **Comparative versus Competitive Advantage:** An important characteristic of this model is the distinction it makes between comparative and competitive advantages of destinations. The former refers to the resources with which the destination is endowed and which enhance its chances of success, while the latter refers to the effectiveness with which a destination's resources are utilized or deployed, thus enhancing its relative probability of success relative to competing destinations.
- 8, 9. **Global (Macro) versus Competitive (Micro) Environment:** A final important dimension of the Ritchie/Crouch (R/C) framework is the distinction it makes between the impact of macro-versus microforces on destination success. *Global/macroforces* refer to the vast array of phenomena that broadly affect all human activities, and which are therefore not specific to the travel and tourism industry in their effect. By comparison, the *competitive, or micro-, environment* is part of

the tourism system, and the forces it contains concern the actions and activities of entities in the tourism system that directly affect the goals of each member of the system, whether they be individual tourism firms or the collection of organizations that constitute a destination.

THE NATURE OF TOURISM PLANNING

Tourism planning seeks to provide a detailed, “on-the-ground” outline as to how each of the factors affecting the success of a tourism destination should be developed. Good tourism planning goes far beyond schemes to maximize profit. While profitable development brings positive economic and social benefits to the community, it also carries inevitable drawbacks. Therefore, developers must incorporate ways to enhance human welfare and happiness. These include insistence on quality architectural, landscape, and environmental design; planning for transportation; and energy conservation and education.

If such diverse goals are to be achieved, planners must implement a model that will guide their thinking by incorporating each aspect (including various political aspects) into a master plan. These include zoning, road maintenance, water and sewage treatment systems, and promotional expenses. An official body, financed through tourist earnings, is useful in keeping abreast of socioeconomic activities in the industry as well as dealing with other problems such as stabilizing prices, forecasting demand, keeping an inventory of potential national tourist resources, and arranging publicity campaigns. Resort development also necessitates working out financial arrangements that will not only enable the developer to take out loans for construction but also to be granted reduced or forgiven taxes for a period of time in order to improve the venture’s financial success.

RELATING TOURISM PLANNING TO TOURISM POLICY

The previous chapter provides an understanding of the role of tourism policy in providing a set of guidelines for the development and promotion of a tourism destination. It also describes the structure and content of a formal tourism policy, as well as the process of policy formulation.

Because tourism policy formulation and tourism planning are very directly related to each other, it is important to distinguish between the two, to identify their similarities and their differences in a tourism context. Their similarities are:

1. They both deal with the future development of a tourism destination or region.
2. They both emphasize the strategic dimensions of managerial action, although planning must also address a number of tactical concerns.

Their differences are:

1. Policy formulation is definitely “big picture,” while much of planning is characterized by an attention to detail.
2. Policy formulation is a creative, intellectual process, while planning is generally a more constrained practical exercise.
3. Policy, particularly its visioning component, has a very long-term strategic emphasis, while planning tends to be more restrictive in its time horizon. A one-year planning cycle is not uncommon, although three- to five-year plans are a possibility. In contrast, destination visions may have a five-, ten-, fifty-, or even a hundred-year time horizon.
4. Policy formulation must allow for as-yet-unseen circumstances and technologies to be considered. In contrast, planning tends to assume current conditions and technologies, with some allowances for predictable (i.e., evolutionary) change.
5. Policy formulation tends to emphasize a systematic determination of “what” should be done in long-term tourism development, while planning tends to emphasize the “how” for the achievement of specific destination goals.

The reader should keep these distinctions in mind when reviewing the rest of this chapter. While policy formulation and planning appear to have certain commonalities, they are, in effect, quite distinct processes. Failure to acknowledge this reality has been quite limiting in the past.

It should be noted that the definitions and distinctions related to policy, strategy, goals, objectives, and planning are ongoing sources of debate in the management literature. Different scholars and managers frequently debate the exact meaning of these terminologies. While the debate is not inconsequential, it should not stand in the way of creative thinking or managerial action.

Integrating Policy and Planning

Although policy formulation and destination planning are different types of processes, they must nevertheless be seen as integrated components of an ongoing process of destination management. This need is reflected in Table 16.1. In examining Table 16.1, keep in mind that the ultimate goal of the planning process is to identify the exact nature and timing of the specific actions and activities that must be carried out in efforts to ensure that all the factors that influence destination success (see Figure 16.1) are made as effective as possible. To reiterate, policy provides the guidelines for the development of tourism facilities, events, and programs, while planning stipulates the details and timing of the specific actions/activities to develop each component, subcomponent, and element of the R/C model of destination competitiveness/success. It is essential that both policy and planning processes be fully integrated so as to avoid both waste and duplication.

TABLE 16.1 Tourism Planning: An Integrated Approach

Planning Activity	Organizational Development	Community Involvement	Tourism Product Development	Tourism Product Marketing
Where Are We Today?				
1. Gather information.	Evaluate existing group composition. Identify potential representatives that could or should be involved.	Identify both tourism and non-tourism interests that may be affected by the proposed tourism development. Determine key issues and concerns of the various stakeholders.	Conduct an inventory and assessment of the area's tourism resources, services, and infrastructure. Estimate existing levels of use and carrying capacity.	Profile the existing markets in terms of geographic origin, demographics, family life cycle, spending patterns, needs, and interests.
Where Do We Want to Go?				
2. Identify community values.	Tourism organization members express community values by answering questions related to quality of life now and in the future.	Community representatives express their values by answering questions related to quality of life now and in the future.	Values expressed by the tourism organization and community representatives begin to form the foundation upon which future tourism development and resource allocation decisions will be based.	Values expressed by the tourism organization and community representatives begin to form the foundation upon which future tourism marketing decisions will be based.
3. Create a vision.	Tourism organization members create an image of how the community should look, feel, and be, now and in the future.	Community representatives create an image of how the community should look, feel, and be, now and in the future.	The descriptive "story" about future development and quality of life in the community further strengthens the foundation and guides tourism development and resource allocation decisions.	The descriptive "story" about future development and quality of life in the community further strengthens the foundation and guides tourism marketing decisions.
4. Identify concerns and opportunities.	Tourism organization members brainstorm a list of concerns and opportunities that the group or community may be facing. Similar ideas are combined and narrowed down to reflect (1) those related to tourism, and (2) those the tourism organization <i>should</i> handle.	Community representatives brainstorm a list of concerns and opportunities the community may be facing. Similar ideas are combined and narrowed down to reflect (1) those related to tourism and (2) those that can be addressed by the tourism organization or through tourism initiatives.	The major concerns and opportunities will provide direction for tourism development initiatives. Ideas expressed should be revisited as more concrete plans for developing or enhancing tourism attractions, services, and infrastructure are being considered.	The major concerns and opportunities will provide direction for tourism development initiatives. Ideas expressed should be revisited as more concrete plans for marketing tourism resources and services are being considered.
5. Develop a mission.	Tourism organization members articulate their purpose for existing and determine who they are serving. It is important to recognize not only the visitor, but also community needs during this activity.	The tourism organization's mission serves as a vehicle to inform the community about the group's purpose for existing.	The mission, along with the values, vision, concerns, and opportunities help guide the tourism development effort.	The mission, along with the values, vision, concerns, and opportunities help guide the tourism marketing effort.

6. Develop goals.	Based on the tourism organization's values, vision, concerns, opportunities, and mission, <i>goals</i> relative to the structure and administration of the organization are developed.	Goals related to community education and involvement in the tourism development effort are developed. Most likely, goals will center on ways to involve the public in the planning process.	Based on the expressed values, vision, concerns, opportunities, and mission, goals for the physical development and/or enhancement of tourism resources, traveler services, and infrastructure are developed.	Based on the plans for tourism product development and/or marketing, goals for tourism marketing are developed.
How Are We Going to Get There?				
7. Develop objectives.	Tourism organization members develop action-oriented statements that propose how to achieve each <i>organizational</i> goal. The number of objectives for each goal will vary depending on the group's stage of development and available human, physical, and financial resources.	Tourism organization members develop action-oriented statements that propose how to achieve each <i>community education and involvement</i> goal. The number of objectives for each goal will vary depending on the community's level of interest and involvement in the tourism initiatives, and the available human, physical, and financial resources.	Tourism organization members develop action-oriented statements that propose how to achieve each <i>tourism product development</i> goal. The number of objectives for each goal will vary depending on the community's stage of development, the quantity and quality of existing tourism resources, services, and infrastructure, and available human, physical, and financial resources.	Tourism organization members develop action-oriented statements that propose how to achieve each <i>tourism product marketing</i> goal. The number of objectives for each goal will vary depending on the quantity and quality of existing tourism marketing activities and available human, physical, and financial resources.
8. Develop actions.	Tourism organization members define strategies and tactics that outline specifically how each <i>organizational development</i> objective will be achieved. This includes exploring funding and technical assistance alternatives, identifying timelines, and assigning tasks.	Tourism organization members define strategies and tactics that outline specifically how each <i>community education and involvement</i> objective will be achieved. This includes exploring funding and technical assistance alternatives, identifying timelines, and assigning tasks.	Tourism organization members define strategies and tactics that outline specifically how each <i>tourism product development objective</i> will be achieved. This includes exploring funding and technical assistance alternatives, identifying timelines, and assigning tasks.	Tourism organization members define strategies and tactics that outline specifically how each <i>tourism marketing</i> objective will be achieved. This includes exploring funding and technical assistance alternatives, identifying timelines, and assigning tasks.
How Did We Do?				
9. Evaluate progress.	Organization members conduct a periodic review of the organization's activities and progress. A report is written and copies submitted to appropriate governing bodies, funding agencies, and the general public.	Organization members conduct a periodic review of key public involvement activities. A report is written and copies submitted to appropriate governing bodies, funding agencies, and the general public.	Organization members conduct a periodic review of tourism product development and implementation activities and progress. A report is written and copies submitted to appropriate governing bodies, funding agencies, and the general public.	Organization members conduct a periodic review of tourism product marketing activities and progress. A report is written and copies submitted to appropriate governing bodies, funding agencies, and the general public.
10. Update and modify plan.	Based on new information or changing circumstances, revisions to the organizational development plan are made.	Based on new information or changing circumstances, revisions to the plan for community involvement are made.	Based on new information or changing circumstances, revisions to the plan for tourism product development are made.	Based on new information or changing circumstances, revisions to the plan for tourism marketing are made.

Source: Jonelle Nuckolls and Patrick Long, *Organizing Resources for Tourism in Rural Areas* (Boulder, CO: University of Colorado, 1993).

WHY TOURISM PLANNING IS NECESSARY

The decision to develop tourism or expand present tourism development in a community, a region, or a country must be studied carefully. The socioeconomic benefits from tourism are powerful. Tourism development looks attractive to both developed and underdeveloped countries with the right preconditions—some combination of natural, scenic, historical, archaeological, cultural, and climate attractions. Tourism is a growth industry, and while that growth may show some slowing in the short run, the long-run prospects are good. The expected continued growth is based on continually rising per capita incomes, lower travel costs, increased leisure time, and changes in consumers' tastes and preferences toward travel, recreation, and leisure goods and services. Many advocates look at tourism as a panacea for solving an area's development problems. This view is unrealistic because benefits may be accompanied by detrimental consequences. A review of some advantages and disadvantages from Chapter 1 arising from tourism development will indicate why careful planning is necessary. Major arguments for tourism are that it:

1. Provides employment opportunities, both skilled and unskilled, because it is a labor-intensive industry
2. Generates a supply of needed foreign exchange
3. Increases incomes
4. Creates increased gross national product
5. Requires the development of an infrastructure that will also help stimulate local commerce and industry
6. Justifies environmental protection and improvement
7. Increases governmental revenues
8. Helps to diversify the economy
9. Creates a favorable worldwide image for the destination
10. Facilitates the process of modernization by education of youth and society and changing values
11. Provides tourist and recreational facilities that may be used by a local population who could not otherwise afford to develop facilities
12. Gives foreigners an opportunity to be favorably impressed by a little-known country or region

Some disadvantages of tourism are that it:

1. Develops excess demand
2. Creates leakages so great that economic benefits do not accrue
3. Diverts funds from more promising forms of economic development

4. Creates social problems from income differences, social differences, introduction of prostitution, gambling, crime, and so on
5. Degrades the natural physical environment
6. Degrades the cultural environment
7. Poses the difficulties of seasonality
8. Increases vulnerability to economic and political changes
9. Adds to inflation of land values and the price of local goods and services

Consequently, tourism is not always a panacea. On the contrary, overdevelopment can generate soil and water pollution and even people pollution, if there are too many visitors at the same place at the same time. Consider automobile and bus traffic congestion, inadequate parking, hotels dwarfing the scale of historic districts, and the displacement of the local community-serving businesses by tourist-serving firms, leading to degradation, rather than improvement, of the quality of life.


Furthermore, too many visitors can have a harmful impact on life in the host country and on the visitors themselves. A beautiful landscape can suffer through thoughtless and unwise land development and construction methods. And customers and crafts can be vulgarized by overemphasis on quantity and cheapness. These responsibilities cannot really be blamed on tourism, but rather on overcommercialization. Tourism is one of the world's greatest and most significant social and economic forces. But government officials and businesspeople must weigh the economic benefits against the possible future degradation of human and natural resources.

Tourism development must be guided by carefully planned policy, a policy built not on balance sheets and profit and loss statements alone, but on the ideals and principles of human welfare and happiness. Social problems cannot be solved without a strong and growing economy that tourism can help to create. Sound development policy can have the happy result of a growing tourist business, along with the preservation of the natural and cultural resources that attracted the visitors in the first place.

Planning is critical to having sustainable development and protecting the environment. For that reason, the next chapter has been devoted to tourism and the environment to expand the discussion on how to have development and, hopefully, both protect and enhance the environment.

Viewed comprehensively, the relationship between tourism and the community, state, regions, and countries requires consideration of many difficult issues: the quality of architecture, landscape, and environmental design; environmental reclamation and amenity; natural conservation; land-use management; financial strategies for long-term economic development; employment; transportation; energy conservation; education, information, and interpretation systems; and more.

These are the reasons why sound tourism planning is essential. Planning can ensure that tourist development has the ability to realize the advantages of tourism and reduce the disadvantages.



Tropical island resorts require good planning to integrate facilities and protect the environment. *Photo courtesy of the Abaco Beach Resort and Boat Harbour.*

THE PLANNING PROCESS

Proper planning of the physical, legal, promotional, financial, economic, market, management, social, and environmental aspects will help to deliver the benefits of tourism development—and it can be carried out much more effectively when fully integrated with the process of policy formulation.

Good planning defines the desired result and works in a systematic manner to achieve success. The following steps briefly describe a logical sequence.

- 1. Define the system.** What is the scale, size, market, character, and purpose? Formulate objectives. Without a set of objectives, the development concept has no direction. The objectives must be comprehensive and specific and should include a timetable for completion.
- 2. Gathering data.** Fact finding, or research, provides basic data that are essential to developing the plan. Examples of data gathering are preparing a fact book, making market surveys, undertaking site and infrastructure surveys, and analyzing existing facilities and competition.
- 3. Analyze and interpret.** Once collected, the many fragments of information must be interpreted so the facts gathered will have meaning. This step leads to a set of conclusions and recommendations that leads to making or conceptualizing a preliminary plan.

4. **Create the preliminary plan.** Based on the previous steps, alternatives are considered and alternative physical solutions are drawn up and tested. Frequently, scale models are developed to illustrate the land-use plans; sketches are prepared to show the image the development will project; financial plans are drafted from the market information, site surveys, and the layout plan to show the investment needed in each phase of the project and the cash flow expected; and legal requirements are met.
5. **Approve the plan.** The parties involved can now look at plans, drawings, scale models, estimates of costs, and estimates of profits and know what will be involved and what the chances for success or failure will be. While a great deal of money may have been spent up to this point, the sum is a relatively small amount compared to the expenditures that will be required once the plan is approved and master planning and implementation begin.
6. **Create the final plan.** This phase typically includes a definition of land use; plans for infrastructure facilities such as roads, airports, bike paths, horse trails, pedestrian walkways, sewage, water, and utilities; architectural standards; landscape plans; zoning and other land-use regulations; and economic analysis, market analysis, and financial programming.
7. **Implement the plan.** Implementation carries out the plan and creates an operational tourism development. It also follows up and evaluates. Good planning provides mechanisms that give continuing feedback on the tourism project and the levels of consumer satisfaction achieved.

Denver International Airport exemplifies good planning for traveler convenience. The modern terminal building has separate drop-off levels for passengers arriving in private and commercial vehicles, close-in parking, and trains to shuttle passengers from the terminal to three concourses.

Photo courtesy of Denver International Airport.



Good planning should eliminate problems and provide user satisfaction. The final user is the judge in determining how successful the planning process has been.

Figure 16.2 provides a graphical summary of the above tourism planning and development process and illustrates the increasingly detailed nature of the process as we move from stage to stage. The advantage of utilizing such a model is that it requires the planner to view the total picture and guides the thinking process. While no model can depict all interrelated facts of a planning process or eliminate all guesswork, such a model deserves inclusion in the initial phases of planning as a tool that helps to order, coordinate, and control the process.

Table 16.1 shows an integrated approach to planning. Again it serves as a guide to asking the right questions and making sure that the process is complete. It also illustrates that there are a number of approaches to tourism planning. There is no single magic approach.

Designed to be unobtrusive, the Hotel Bora Bora does not overwhelm its surroundings. It feels like a genuine Tahitian village with a South Seas atmosphere. In keeping with the use of indigenous materials and styles, the eighty thatched-roof bungalows form a villagelike grouping of informal, open-air structures. Incorporating regional influences, the design of the Hotel Bora Bora affords great economy in both construction and operation.

Photo courtesy of WATG.



STAGE 1	Define the System	In doing so, ensure that the definitions for the policy formulation and destination planning are consistent.
STAGE 2	Gather Necessary Data	Again, much of the data used for policy formulation may be helpful for the planning process. However, additional and much more detailed data will be required for the planning process.
STAGE 3	Analyze & Interpret Data	In doing so, it is useful to relate data to the specific facilities, events, activities, and programs that impact on the factors that determine/influence destination success.
STAGE 4	Create Preliminary Plan	The plan should start to make clear the detailed nature of the facilities, events, activities, and programs that will deliver the unique high-quality destination experience that will enhance the competitiveness of the destination within strategic market segments.
STAGE 5	Approve the Plan	It is critical to ensure that where approval is required no relevant stakeholders are overlooked.
STAGE 6	Create the Final Plan	At this stage, the level of detail becomes increasingly rigorous and directly related to the specific geography, legislation, financing, and timing of the "real world."
STAGE 7	Implement the Plan	This stage allocates responsibility for development actions to specific individuals and organizations, defines the exact timing of these actions, and establishes contingencies for unexpected occurrences. This stage also monitors, follows up, and evaluates.

Figure 16.2 An overview of the tourism planning process.

GOALS OF TOURISM DEVELOPMENT

Tourism development should aim at:

1. Providing a framework for raising the living standard of the people through the economic benefits of tourism
2. Developing an infrastructure and providing recreation facilities for visitors and residents alike
3. Ensuring types of development within visitor centers and resorts that are appropriate to the purposes of those areas

PROFILE

WATG

For over sixty years, WATG has been designing destinations—places that delight their visitors and satisfy their owners too. The work of WATG spans 150 countries and territories and is highly acclaimed for excellence in design and creativity.

The firm's policy is to respect the unique environment and cultural heritage of each host country, region, or community and to make a positive contribution to the lives and culture of that area. Its mission is "to design experiences that lift the spirit."

Having designed more hospitality projects than any other firm in the world, WATG has had the privilege of assisting preeminent owners, developers, operators, and governments on six continents. No two places, no two clients, no two projects are alike. Yet they all succeed in achieving these critical balances: the needs of clients and the expectations of visitors; the wishes of the local community and the preferences of the international marketplace; the desire for design innovation and the reality of economic restraints.

From WATG offices in Honolulu, Irvine, Seattle, Orlando, London, and Singapore, a talented and multicultural staff of four hundred professionals specializes in the planning, design, consulting, and renovation of hospitality, leisure, and entertainment projects. As an industry leader, WATG has been involved in the successful completion of over 230 hotel projects totaling more than 83,000 new guestrooms; and another 9,000 guestrooms are currently under construction.

WATG's client list includes almost every major international, national, and regional operator/owner including: Equatorial; Four Seasons; Hilton; Hyatt; InterContinental; Kempinski; Mandarin Oriental Hotel Group; Marriott; Mövenpick; Okura; Parkroyal; Peninsula; Ramada; The Ritz-Carlton Hotel Company; RockResorts; Rosewood; Savoy Group of Hotels; Shangri-La; Shilla; Starwood (Le Meridien, Sheraton, St. Regis, W Hotels, Westin); Steigenberger Hotel Group; Swissotel; Wynn Resorts; and many others.

In addition to designing hotels and resorts, WATG has been internationally acclaimed for creativity and bottom-line success of projects that include:

- Casinos and cruise ships
- Convention centers and conference facilities

4. Establishing a development program consistent with the cultural, social, and economic philosophy of the government and the people of the host country or area
5. Optimizing visitor satisfaction

Obstacles to Development of Supply

The first **obstacle** to overcome in turning potential supply into actual supply is the lack or inadequacy of transportation and access routes to the tourist nucleus or center. It is, of course, not enough to get there. The tourist should also be induced to stay. To this end, another basic obstacle to the development of actual supply should be overcome: the lack or shortage of accommodation.

- Golf resorts and clubhouses
- Marinas/waterfront developments
- Master planned resort and recreational communities
- Mixed-use developments
- Residential: apartments, extended stay, assisted living, custom homes
- Restaurants and clubs
- Retail, dining, and entertainment venues
- Spas, sports clubs, and wellness centers
- Theme parks, water parks, and themed environments
- Vacation ownership/timeshare resorts and private residence clubs

The firm is best known for such internationally acclaimed projects as King George II Palace, Athens, Greece; Four Seasons Dublin, Ireland; The Palace of the Lost City, Sun City, South Africa; Claridge's Hotel, London; Movenpick Dead Sea Resort, Jordan; Hyatt Regency La Mance, Cartagena, Murica, Spain; Regency Casino, Thessaloniki, Greece; Hotel Bora Bora, French Polynesia; The Ritz-Carlton, Bali; and the Four Seasons in Mexico City and Tokyo.

WATG has evidence that good design can improve clients' top and bottom line. In research conducted over a ten-year period by Smith Travel Research, it was revealed that WATG-designed hotels command more than a \$50 premium in RevPAR (revenue per available room) for the hotels' owners and operators.

A word about the future. WATG does not follow trends, the firm sets them. That is why WATG is currently designing destinations not just on the earth, but above and below it too. Works in progress include a space resort, an undersea hotel, a city at sea, and an airship hotel.

WATG is the number-one destination design firm in the world, according to surveys by *Hotel Design* and *Hotel & Motel Management* magazines. *Hospitality Design* magazine's recent survey of architecture and interior design firms ranked WATG's corporate culture among the top in the country: best career development, best firm philosophy, best client list, best list of projects, and most innovative. The only thing harder than becoming number one in the world's largest industry is staying number one. WATG does that one day, one project, and one client at a time.

Tourists inevitably require a series of goods and services. Some may be found on the spot and may be economically flexible enough to adapt to the fluctuations of demand. The infrastructure capacity must meet maximum demand. Financing can be a major obstacle. Finally, we cannot overlook the need for sufficiently trained and hospitable personnel.

Internal Obstacles

Internal obstacles found within the destination area can be corrected or eliminated by direct, voluntary means. They may occur in incoming as well as outgoing or internal tourism.

As tourism in all its forms absorbs consumer goods, prices in this field tend to be extremely sensitive to movements in the prices of goods. The rising price of tourism has the same effect as a decrease in the income of the potential tourist. Consequently, when considering costs and planning a holiday, the tourist will choose to go—if the value is the same—where money goes the farthest.

Another major obstacle is the attitude of government and business leaders in the destination area. If this leadership is resistant or even passive toward tourism, development will lag.

POLITICAL ASPECTS OF TOURISM DEVELOPMENT

Like any significant element of an area's economy, political aspects can and often do have major influences on the creation, operation, and survival of tourism projects. Many examples can be cited. One is the land-use regulations (zoning) for commercial or public tourism developments, which can be emotionally and politically sensitive topics. Another is the degree of involvement of governmental agencies in creating and maintaining tourism infrastructure. A third is the type and extent of publicity, advertising, and other promotional efforts.

Land Use (Zoning)

Zoning ordinances specify the legal types of **land use**. But the final determination of the land use and the administration of the zoning ordinances are typically assigned to a publicly employed zoning administrator and a politically appointed or elected zoning board. Thus, the government decides how land is to be used, and it also rules on any request for changes in the zoning districts or rezoning to accommodate a nonconforming proposed development.

Attitudes of these public bodies toward tourism development will be influenced by the general public's perception (if any) of the desirability of a specific development. Creating a favorable public image is the responsibility of the developer and the

managers of all tourism supply components. The public tourism promotion organization bears responsibility as well. If the public feels that tourism is desirable, rational zoning regulations and administration should result. Furthermore, if principles of tourism planning and development, as presented in this chapter, are faithfully implemented, the result should be well-planned projects. These will be accepted in the community as welcome sources of employment and tax revenues.

Creation and Maintenance of Infrastructure

Any tourism development will need **infrastructure**. Whether this is provided by government agencies or the private developer, or both, is basically a political question. What troubles many local people is that their taxes are spent in part to provide roads, water systems, sewers, airports, marinas, parks, and other infrastructure that they perceive as benefiting mainly tourism. Is this fair or desirable from their point of view? Those having a common concern in tourism must realize that it is their responsibility to convince the public that such expenditures by government are desirable and do benefit the local economy. One way to achieve this understanding is through an intelligent lobbying effort. Another approach is to address service clubs, social organizations, and school groups. A third method shows how much money was spent by tourists or convention delegates.

Maintenance policies are also a vital factor in successful tourism development. Any element of infrastructure, once created, needs maintenance. The level of this maintenance can greatly affect successful tourism. An example is the promptness and adequacy of snow removal from public roads servicing ski resorts. Another is the quality and adequacy of public water and sewage systems. Many other examples could be given. Political influence to obtain good maintenance can be brought to bear by hotel and motel associations, chambers of commerce, convention and visitors bureaus, and promotion groups. Such efforts can be very effective, because public service agencies tend to be receptive if the demands are frequent and forceful.

Government and private industry must interact cooperatively if tourism development is to be successful. Political friction can develop when government officials think that private industry should do more to help itself and businesspeople believe that the government should do more to assist them. A knowledgeable outside consulting firm can study the situation and make recommendations in the best interests of both factions.

Promotional Efforts

Publicly funded promotional programs are an essential part of the industry. However, the level or degree of participation in such publicity is largely a political process. To convince lawmakers and local political decision makers of the desirability of tourism,

 GLOBAL INSIGHT 

Security

To meet the needs of today's world, it is essential that tourism planners and managers put the safety and security factor into their designs and tourism development plans. Here Dr. Peter E. Tarlow, president, Tourism and More, author of "Tourism Tidbits," the book *Event Risk Management and Safety*, and world-renowned travel safety and security expert, shares a few tidbits of advice that he has communicated to planners around the world.

1. It is only seven years since September 11, 2001. Too many travel professionals function, however, as if that day were a one-time event or had never occurred. It is foolish to believe that the emotional scars of terrorism have healed. Furthermore, terrorism is more of a chronic disease than a war. It is a disease that at times may go into remission, but it is not going away. The tourism industry will continue to be one of its prime targets.
2. Do not expect 100 percent security/safety. Security and safety are goals but never total realities. All too many of us have come to believe that our governments can handle every eventuality; they cannot. Instead, the tourism industry must do its best to provide realistic assessments of each situation.
3. Pay your security people top dollar. In the twentieth century, tourism professionals tended to see security as an add-on, or a required extra. In the twenty-first century, tourism security has become a major marketing tool. Customers want to see security and they want to know that those who are providing security are well-trained professionals. This professionalization of the profession comes about through good training, good wages, and strict standards. For example those communities who have "Tourism Oriented Policing Services units" (TOPS) are going to be well ahead of their competition in attracting meetings and conventions.
4. Do a tourism security inventory. Know what are your security strengths and weaknesses. For example, a good community security inventory examines everything from airport safety to who has access to a guest's room. Such an inventory should look not only at issues of terrorism but also at issues of crime, and how these crimes can be prevented. Furthermore, examine your personnel strengths and liabilities as well as your equipment and physical strengths and weaknesses.
5. Do not only focus in on terrorism. Terrorism today is a hot topic, but there is a higher probability that visitors will be touched by an act of crime than by an act of terrorism. Know which crimes are most likely to impact visitors to your community. Then develop a plan that coordinates security professionals, law enforcement, the political establishment, and the tourism industry. Remember that a poorly trained police force can almost overnight destroy a well-thought-out marketing program.
6. Be current. What reality dictated two or three months ago may not be true tomorrow. Good security means taking the time to reassess situations and to change policies based on the latest data.
7. Have a recovery plan. While the best form of good crisis management is good risk management, crises and tragedies will occur. Furthermore, in an age of terrorism, an event in one part of the world can impact many other parts of the world. That means that in a worldwide industry, such as tourism, individual companies and even countries often are not totally in control of their destinies. Because it is impossible to tell when the next "event" may

strike, tourism professionals must have a full list of contingency plans available. While these plans should not be written in stone, it is always easier to change a plan than it is to write a plan during an emergency.

8. The best security comes from places with good service. If your employees do not care about good service, then they are indicating that they do not care about the welfare of their guests. Up the level of your service and make it fun. Travel for many people simply is not fun anymore. The word *travel* is derived from the French word “travail,” meaning “work.” The more work travel becomes, the less people are going to want to travel. Long airport lines, the need to remove articles of clothing, the tearing apart of briefcases and suitcases, delayed planes, and no food or currently no liquids makes travel (especially air travel) much more of

a hassle than a pleasure. Help your customer and guests to recover through extra thoughtful service. Encourage hotels to develop “stress-down” meals, to provide extras from a smile to special bathroom sundries. Encourage attractions to have special “thanks for traveling” days. In other words, do everything possible to put the fun back in travel. The bottom line is that during times of stress people need our smiles.

Dr. Peter Tarlow can be reached by e-mail at tourism@bihs.net.

DISCUSSION QUESTIONS

1. What is a tourism security inventory?
2. How important is it for tourism enterprises to work with local police and fire departments?

organizations representing tourism need to produce accurate data on the economic impact of tourism spending. An “investment” concept is the preferred way to view government programs. Pointing out industry diversification in the economy is another good approach. Other benefits cited could be employment, income multipliers, additional investments, and preservation and enhancement of local industries, crafts, and the arts, as well as building local pride and recognition.

Lobbying efforts need to be convincing and persistent. Organizations representing tourism must have both moral and monetary support in sufficient measure to bring about successful political influence. Nothing succeeds like success. If tourism booms, the politicians can well take pride in their important contribution. We repeat: As in all other aspects of the tourist business, cooperation pays!

DEVELOPMENT OF TOURIST POTENTIAL

Official Tourism Body

A **tourism body** or **organization** (referred to as the destination management organization, or DMO) should be created to keep abreast of socioeconomic developments in the various market countries or areas to provide a reasonably early forecast of the size,

type, and structure of probable tourism demand. It would be equally useful to have a report on developments in the tourist industry of supplying centers or areas and on activities and projects undertaken to promote development.

Because tourism is such a complex phenomenon, distinct ministerial departments are responsible for finding solutions to developmental problems.

The stabilization of general and tourist prices should be a constant objective, because rising prices automatically reduce the volume of demand. Land speculation should be discouraged.

The inventory of potential national tourist resources (parks, attractions, recreational facilities, and so on) should be kept up to date and extended so that these resources may be duly incorporated into actual tourist trade in accordance with quantity and quality forecasts of demand.

Tax pressures that directly affect operating costs also influence prices. Because of the export value of tourism, a fiscal policy similar to that applied to the conventional or classical export trade should be devised.

Publicity campaigns should be organized and implemented every year according to the forecasts. These should be to the point, detailed, and constructive and should zero in on socioeconomic developments and activities in the market. Financing to cover this activity should be obtained from annual tourist earnings and other identifiable funds at a rate of not less than 1 percent and perhaps not more than 4 percent of total earnings. Customs facilities should be as lenient as possible while ensuring control and maintenance of order and avoiding fraud or other crimes.

For their own benefit, host countries should make the tourists' sojourn as agreeable as possible. But proof that tourists have the financial means to cover the costs of their stay may be desired.

The seasonal nature of mass tourism causes congestion in the use of services required by tourists. Some services, such as accommodation, cannot adapt easily to seasonal fluctuation. On the other hand, some, such as transportation and communications, can adapt. Government provision of public services is important for development.

Transportation

Because of transportation's role in tourist development, the following measures are recommended.

1. Continual, detailed study of transport used for tourism with a view toward planning necessary improvements and extensions.
2. Establishing a national or international plan of roads relevant to tourism, building new roads if necessary, improving those in a deficient state, and improving road sign systems. Such activities should be included in the general road plans with priorities according to economic necessity and the significance of road transport in tourism.

3. Improving rail transport (where needed) for travelers on lines between the boundary and the main tourist centers and regions as well as short-distance services in these regions of maximum tourist influx.
4. Improving road frontier posts, extending their capacity to ensure smoother crossings, organizing easier movement of in- and outgoing tourist flows. Crossing the frontier is always either the prologue or the epilogue to any journey between countries and is therefore important for the favorable impression the tourist will retain.
5. Providing adequate airport services and installations to meet demand. The rapid progress of technology in air transport makes reasonable forecasts possible.
6. Planning for ports and marinas equipped for tourism.
7. Extending car services (with and without drivers) for tourists who arrive by air or sea.

Accommodations

Accommodations must be properly placed in the regional plan. Hotels are permanent structures and grace the landscape for a long time. Planning considerations are vital. Figure 16.3 shows a specific site development plan.

One of the first considerations to be made by any planning body should be where hotels will be located. This can be accomplished by using zoning laws. Hotels are

Transportation is an important component of tourism planning. Union Station in Washington, D.C., is an outstanding example of good planning. This beautiful facility accommodates rail service, metro service, dining, and shopping in a pleasant atmosphere.

Photo courtesy of Washington, D.C., and the Capital Region, U.S.A.



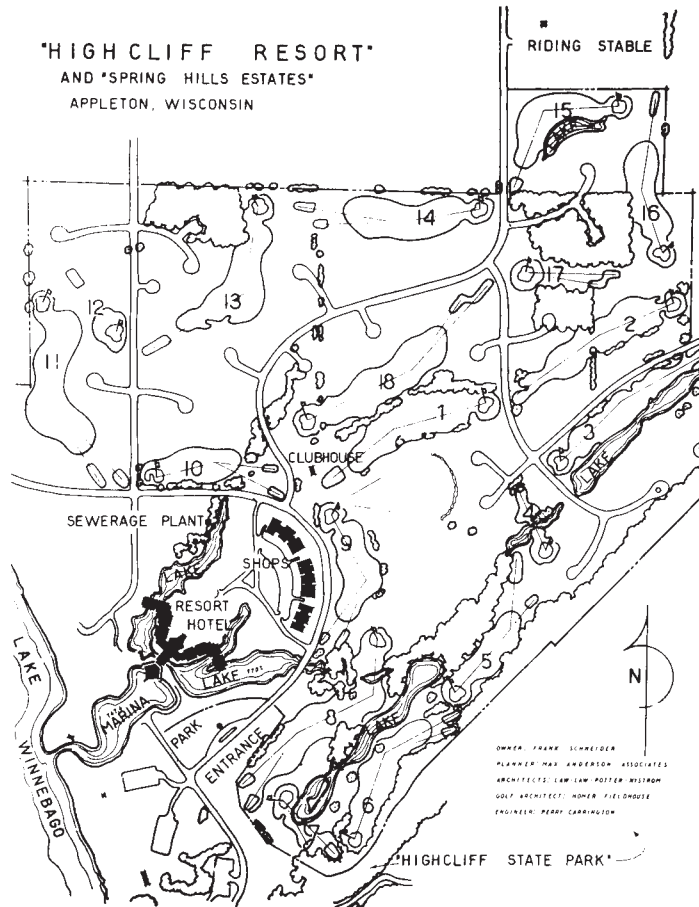


Figure 16.3 Example of “planning for private tourism development adjacent to a state park.” Note integration of infrastructure and recreational facilities. Source: *Recreational Land Development, Wisconsin Department of Natural Resources, Division of Resource Development, Bureau of Recreation.*

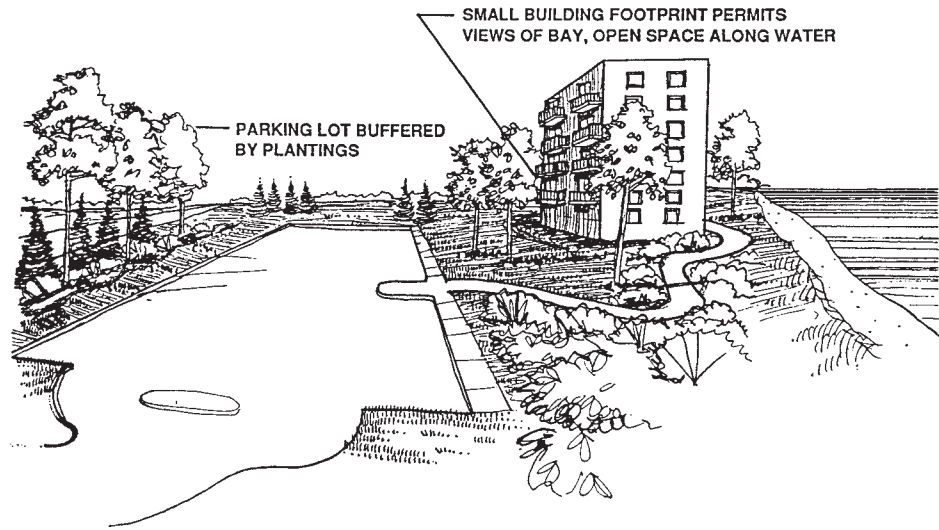
commonly allowed in “commercial” zones. Also to be decided is the number of hotel rooms needed in relation to the anticipated demand. Next to be considered is a provision for expansion of hotels as demand increases.

One consideration in hotel planning is intelligent spacing of hotels in a given area. Hotels spaced too close together tend to have a mutual value-reducing effect. Views are cut off or inhibited, and structures are lowered in value.

Also important is the ratio of the number of persons on the beach to the number of rooms in the hotel. Research in the Department of Natural Resources of the state of Michigan indicates that the optimum capacity of an average-size ocean or Great Lakes beach is approximately 1000 persons for each 400 lineal feet of beach. Typically, about 50 percent of those vacationers in a resort or beach area will actually be on the beach; and of this group, 25 percent will be in the water and 75 percent will be on the beach.

Another consideration is the topography. In rolling or hilly country, more accommodations can be placed close together without a feeling of interference with one another than in a flat area. Also, the type of vegetative cover affects the density of the

Figure 16.4
 “Better approach”
 planning principles
 of “buffering and
 minimizing building
 site space to open
 scenic views.” *Source:*
*Grand Traverse Bay
 Region Development
 Guidelines.*



accommodations. A heavy, thick cover tends to obscure the view, and more accommodations can be successfully placed in a limited area than if the vegetation is sparse or absent entirely (see Figure 16.4).

Clustering accommodations in reasonably close proximity, surrounded by extensive natural areas, is recognized as superior planning, as opposed to spreading out accommodations over a wide area. The beauty of the natural environment can be more fully appreciated in such an arrangement.

Before any investment in hotels and similar lodging facilities is made, the traveling and vacation habits of the prospective guests should be studied to tailor the facilities to the requirements and desires of guests. This is extremely important and conforms to the “market orientation” concept in which major decisions on investment begin with the desires of the potential customers. Another factor is the harmony required between the various elements of the travel plan, the local environment, and infrastructure.

Finally, when resort development is to be limited (and it usually is), it is best to select the most desirable location and create a hotel of real distinction at this site. Then, later, if proper planning and promotion have been accomplished, expansion to other nearby sites can be achieved. Distinctive design of other hotel sites will encourage the visitor to enjoy the variety, architectural appeals, and other satisfactions inherent in each resort hotel.

Financing

Possible procedures for financing construction include a mortgage guarantee plan and direct loans from a variety of sources.

Mortgage Guarantee Plan

Under a mortgage guarantee plan, the government would guarantee mortgage loans up to 80 percent of the approved and appraised value of the land, building, furnishings, and equipment when the resort is completed. The approved mortgage would carry interest at prevailing mortgage rates and would require a schedule of amortization for the full retirement of the loan in not more than perhaps thirty years.

A guarantee fund would be established that at all times would be maintained at 20 percent of the total outstanding principal amount of mortgages guaranteed under this plan. The guarantee fund would be managed by trustees who would make any payments of interest and principal certified to them by the agency in charge of the mortgage loan plan. This agency would supervise the status of all approved loans and would investigate the facts and situations whenever it might become necessary to rely upon the guarantee fund to make the required interest and amortization payments. In such cases, an assignment of assets and income would be taken from the resort in default, which would have to be made up from subsequent earnings before any other use could be made of it.

Under this plan, the investor in the resort project would secure a mortgage loan from a lending institution or issue bonds or mortgage certificates to one or more sources of the borrowed capital. With the guarantee of payments of interest and principal and the existence of the guarantee fund for that purpose, mortgage loans under this plan should be attractive to lending institutions and other sources of borrowed capital.

With an approved resort development project and a guaranteed mortgage loan equivalent to 80 percent of the total financing required for land, building, furniture, and equipment, 20 percent of the cost could be invested as equity risk capital. The ability to finance on this basis would provide incentive to those directly interested in the business, as well as other investors, to participate in new resort development projects.

Financing Procedures

A group interested in building a resort must convince the local city, regional, or national authorities that the resort should be built. The next step is to obtain a suitable site designated for construction under a previously completed tourist development plan for the area. A third-party feasibility study should be undertaken.

To indicate that this group is seriously interested in building a resort, architects, engineers, consultants, and other specialists should be contacted during the planning phase. The organization that is to operate the resort should be the same group that builds the hotel. An important planning ingredient is the recommendation of experienced resort managers concerning design and layout of the project.

The next step is to obtain construction capital either from local sources or from government or foreign sources. Also, capital must be secured for equipment, supplies, and services, including opening expenses and pre-break-even expenses. Government aid in obtaining imported supplies and equipment is often necessary.

Hotel accommodations should be planned to blend in and enhance the surrounding environment so tourists will want to visit.

The Loretto Inn, Sante Fe, New Mexico, sits at the end of the Santa Fe Trail and blends in with its surroundings. *Photo courtesy of Corbis Digital Stock.*



Governmental consideration should be given for reduction or elimination of taxes for an adequate length of time to help ensure the financial success of the resort venture. Elimination of import duties on materials needed to build and run resorts is also desirable.

SUMMARY

This chapter opens with the presentation of a model that identifies and explains those factors that fundamentally determine the competitiveness, sustainability, and success of tourism destinations. It then examines the nature and necessity of tourism planning and development, as well as the distinct characteristics of each process. Subsequently, discussion focuses on the importance of relating policy to planning with a view to achieving a meaningful integration of the two processes.

The quality of tourism planning and development will determine the ultimate success and longevity of any destination area. Thus, time, effort, and resources devoted to planning are essential investments.

Thoughtful planners have formulated the goals for tourism development, and these should be guiding principles everywhere. Obstacles must be overcome by sound planning augmented by political means, if growth is desired. This is often accomplished by the official tourism body. Tourism development should be a part of the overall regional or urban land-use development plan.

Tourism developments almost always involve both government and private developers. Each sector can best contribute certain parts of a project. Government typically provides the infrastructure, such as roads, water supply, sewers, public transportation terminals, and parks. Private developers supply superstructure, such as hotels, restaurants, recreation facilities, and shopping areas.

Government can also help considerably in making financing available. The private sector must deem an investment in a tourist facility attractive from the standpoint of financial return and risk before funds will be committed.

 **KEY CONCEPTS** 

architectural recommendations
 creating infrastructure
 goals of tourism development
 heritage preservation
 land use

obstacles to development
 official tourism body
 planning process
 policy formulation
 political aspects

preservation and
 environmentalism
 transportation
 zoning

 **INTERNET EXERCISES** 

The Internet sites mentioned in this chapter plus some selected additional sites are listed for your convenience on the companion Web site for this book, www.wiley.com/college/goeldner.

ACTIVITY 1

Site Name: The International Ecotourism Society (TIES)

URL: <http://www.ecotourism.org>

Background Information: The International Ecotourism Society identifies key issues in the field of ecotourism that require international attention each year.

Exercise

1. What criteria does the International Ecotourism Society use to determine which issues to address?

ACTIVITY 2

Site Name: Alaska Wilderness Recreation and Tourism Association (AWRTA)

URL: <http://www.awrta.org>

Background Information: The Alaska Wilderness Recreation and Tourism Association is a nonprofit

trade association that promotes the recognition and protection of Alaska's wilderness.

Exercises

1. What guidelines has AWRTA established for businesses to follow when planning for tourism?
2. What planning issues are currently being addressed by AWRTA?

ACTIVITY 3

Site Name: Cyburbia

URL: <http://www.cyburbia.org>

Background Information: Cyburbia contains a comprehensive directory of Internet resources relevant to planning, architecture, urbanism, and other topics related to the built environment. Cyburbia also contains information regarding architecture- and planning-related mailing lists and Usenet newsgroups, and it hosts interactive message areas.

Exercise

1. Surf this Web site and identify current issues facing the tourism industry. How do these issues coincide with those discussed in the textbook?


QUESTIONS FOR REVIEW AND DISCUSSION


1. What are the factors that determine the success of a tourism destination that the tourism manager can control?
2. What is destination competitiveness?
3. Basically, what is the purpose of planning?
4. Discuss the importance of transportation to tourism development.
5. Discuss the most important factors that would influence the success of a newly built resort.
6. Why is tourism developmental planning so necessary?
7. What are some of the most significant relationships between a large-size resort development and its nearby community?
8. Referring to the previous question, if the community is a rather small one, should any input be solicited from residents of the community before major remodeling or new construction is undertaken?
9. What goals should guide the land-use plan of a small lakeshore village that is popular with summer visitors?
10. Provide some descriptions of the importance of infrastructure to the following: ski resort, summer campground, fishing pier, public marina, shopping center, resort apartment condominium project.
11. From planning to completed project, name the principal individuals and organizations that would be involved.
12. Do you agree with the statement that if a community's government and business leaders are resistant or passive toward tourism, development will lag?
13. Currently, heritage preservation is a popular trend. Is it a desirable one?
14. Would you encourage tourism development if your community and area were already very prosperous ones?
15. Enumerate various kinds of environmental pollution that unwise developments can create.
16. How could greater emphasis be placed on the importance of a development process in which meticulous attention is given to the environment to create a harmonious combination of natural assets and human-made facilities?


CASE PROBLEMS


1. A real estate developer, aware of a growing demand for a lakeshore resort condominium, planned for 126 apartments plus a 56-slip marina. Upon submission of his plan, the township planning board informed him that only one apartment and one boat slip would be allowed for each hundred feet of lakeshore. Because he did not own that much lakeshore, plans were redrawn to construct the planned development back from the lakeshore. Access to the lake would be provided via a canal, using one of the lakeshore lots—a "keyhole" plan. This proposal was also rejected. The developer then sued the township board to force approval. What should the court or judge decide?

2. You have accepted a United Nations Development Program assignment in tourism to a small Central American country. Your first task is to make financial calculations concerning the economic feasibility for a resort development. What factors do you consider when beginning this process? Assuming your findings result in a favorable conclusion, what would your next step be?
3. Hotels built in a boxlike manner are cheaper to construct and maintain than those with more elaborate designs. Hotel companies normally aim to maximize profits. Thus, should all hotels be built in that manner?

CHAPTER 17

Tourism and the Environment

LEARNING OBJECTIVES

- Recognize the worldwide importance of natural resource conservation and sustainable tourism development.
- Learn how ecotourism can benefit local people.
- Understand the dangers and limitations of ecotourism.
- Understand tourist codes of ethics and guidelines.
- Learn current environmental practices of tourism organizations and suppliers.
- Learn how to maintain natural destinations.



The cliffs that make up the Dorset Heritage Coast are a popular natural attraction in England. *Photo courtesy of the British Tourist Authority.*

INTRODUCTION

As tourism moves further into the twenty-first century, the enterprise will have to make the environment a priority. Because tourism is now the world's largest industry, the environment is taking center stage in tourism development. Tourism is not only a powerful economic force but a factor in the physical environment as well. Because more attention will be paid to the environment in the future, projects that are economically feasible but not environmentally desirable will remain unbuilt. The environment is the core of the tourism product. Profitability in tourism depends on maintaining the attractiveness of the destination people want to see and experience.

Tourism has the power to enhance the environment, to provide funds for conservation, to preserve culture and history, to set sustainable use limits, and to protect natural attractions. It also has the power to destroy. If tourism is not properly planned and implemented, it can destroy vegetation, create overcrowding, litter trekking areas, pollute beaches, result in overbuilding, eliminate open space, create sewage problems, cause housing problems, and ignore the needs and structure of the host community.

It is being recognized that tourism must preserve and protect the environment and natural attractions so that people will continue to travel, and must set use limits so that sites will be truly sustainable. The problem is how to do this. Concepts such as ecotourism, nature tourism, sustainable development, carrying capacity, and alternative tourism have been proposed and are examined in this chapter. Also, we look at the industry's efforts to be environmentally responsible.

DOES TOURISM THREATEN THE ENVIRONMENT? THE WTTC POSITION

Before addressing how tourism can best respond to the negative impacts on the environment, it is useful to explore the extent to which these impacts are significant. The World Travel and Tourism Council (WTTC) has issued a position statement¹ in which it examines these issues and presents its case in support of tourism. The very preparation of the position paper indicates the seriousness that the WTTC accords to the environmental issue. In its report, the WTTC argues:

the causes of environmental problems are much debated; their effects cannot yet be predicted with any certainty. There are those who doubt even the existence of some problems. Nonetheless, it is clear that the world's environment is being

¹UNWTO, Round Table on Planning for Sustainable Tourism Development, 10th General Assembly, Bali, Indonesia: United Nations World Tourism Organization, 1993.

altered by human activity, and that, without remedial action, the results may be catastrophic.

WTTC subsequently proceeds to examine the key environmental issues under five headings:

- Global warming
- Depletion of the ozone layer
- Acid rain
- Depletion and pollution of water resources
- Depletion and pollution of land resources

In examining the possible implications for tourism, the WTTC expresses particular concern with respect to the depletion and pollution of land resources. It states:

the long-term implications of resource depletion are obviously extremely serious. Even over the next few decades the Travel & Tourism industry could find that:

- Political instability or increased competition for land could lead to loss of potential new tourism destinations and degradation of existing destinations.
- Loss of landscape and wildlife could cause a decrease in customer satisfaction with tourism products and hence lower propensity to travel to some destinations.
- Higher fuel prices could lead to operational price increases and corresponding decreases in the number of travelers in this price-sensitive market.

WTTC further notes:

ultimately whole segments of tourism are threatened by the disappearance of habitats and species. The World Wide Fund for Nature estimates that of the \$55 billion earned by Travel & Tourism in developing countries in 1988, some \$12 billion was due to ecotourism. Ecotourism—that is, tourism with the specific intention of enjoying wildlife or undeveloped natural landscapes—is a rapidly growing sector. In some destinations, such as the Galápagos Islands, the wildlife of the area is the major attraction. However, even where the tourist's primary aim is not to see wildlife, the opportunity to do so once or twice during the trip may influence the choice of destination. The ecotourism market cannot be sustained without quality environments. The industry itself can implement careful management of existing destinations, but new destinations may be destroyed by other less sustainable forms of activity, such as commercial logging, preventing this market from reaching its full capacity.

As one might realistically anticipate, the WTTC response to the question “Does the world's largest industry have the world's largest impact on the environment?” is as follows:

The simple answer is no. However, as environmental concern becomes more and more widespread, Travel & Tourism must expect to be increasingly questioned about how it

The beach at Coral Bay in Cyprus has been awarded the Blue Flag, an exclusive eco-label awarded to more than 2,900 beaches and marinas across Europe, South Africa, and the Caribbean in 2004. The Blue Flag Campaign is owned and run by the independent, nonprofit organization Foundation for Environmental Education (FEE). *Courtesy of International Blue Flag Coordination.*



will meet its environmental obligations. Existing patterns of economic activity, and the global consumption and pollution of natural resources, are not sustainable at current rates. Travel & Tourism, at 10.4 percent of GDP, is a vital component of economic activity, and must play its part in tackling environmental issues.


The effects of environmental damage will not be distributed according to any sense of justice. All regions and industries will be affected by emerging environmental problems. In addition to being the world's largest industry, Travel & Tourism has perhaps the most powerful incentive to secure a clean and healthy environment. For leisure travel, at least, visits are made by choice. There is declining consumer desire to visit polluted environments now and such preferences are predicted to be more significant over the next decade.

All industries, from agriculture and automotive to manufacturers of washing machines and refrigeration equipment, are having to respond to exactly the same environmental pressures as Travel & Tourism. Many are further along the road to improved practice. But, as the examples of good practice in the following sections illustrate, Travel & Tourism companies are increasingly developing systems and programmes to manage their environmental impact.

In addition to presenting its defense of tourism's case, the WTTC also presents a positive vision of travel and tourism and the environment. Its vision comprises the following elements:

- Travel and tourism is an integral aspect of modern societies.
- Global awareness of environmental damage is developing rapidly.
- The resources of the world's largest industry can and must be harnessed to achieve environmental goals.
- The industry has the potential to influence billions of customers per year and to use its leverage to achieve beneficial environmental effects.
- The customer challenge will exert a growing pressure to achieve environmental improvements.
- Environmental lobbies will add pressure to develop good environmental practice.
- Self-regulation must be developed rapidly and effectively and used to influence the development of appropriate and workable regulations.
- Corporate environmental mission statements are a vital first step toward self-regulation.
- Environmental leadership must come from the major international companies.

An auto-free Yosemite? Yosemite National park has recently proposed a bold new plan: Eliminate the cars! The plan seeks to restore habitat, dismantle facilities, remove roads, and eliminate private vehicles from the crowded Yosemite Valley. If the plan is implemented, we may see the day when the couple shown above—walking in relative tranquility—will be much more common. *Courtesy of Tuolumne County Visitors Bureau. Photo by Terri Meltz.*



SUSTAINABLE DEVELOPMENT

The concept of **sustainable development** has achieved prominence and acceptance in recent years; hopefully, it will permeate all levels of economic development and tourism development, from local to global, in the future. It has become popular because it is an approach that holds out the promise of maintaining a standard of living somewhat similar to that which we possess today while recognizing that we cannot continue to exploit the global environment as we have in the past. While other sectors of the economy are undoubtedly the greatest focus of concern, tourism is increasingly being brought under the microscope regarding its role in contributing to the long-term well-being of the planet. So far, tourism has not attracted the cries of alarm that have accompanied major oil spills, the depletion of nonrenewable resources, or the destruction of the ozone layer. To date, the criticisms directed at tourism from an impact of development standpoint have tended to focus on the deterioration of natural and cultural environments that tourism can cause. Clearly, the foregoing is a much too simplistic assessment of tourism and its impacts (both positive and negative) on our total environment. Because of its pervasive and diverse nature, tourism affects, and is affected by, many factors relating to our social and economic well-being. The use of nonrenewable petroleum is perhaps the best single example; tourism depends heavily on the fuel that is burned to transport travelers both around the block and around the world and produces greenhouse gases. Thus, any policies that affect the use of petroleum-based fuels will affect the tourism sector.

This point, the interdependency of tourism with other sectors, is being emphasized because any effort to deal with the topic in isolation would be naive and futile. Once this is recognized, however, it is also true that tourism does have major responsibility to contribute to the debate and the subsequent action concerning sustainable development.

We Are All Responsible

If it is to work, sustainable development must become a normal way of thinking and acting by a majority of the global community. It cannot be the exclusive purview of the enlightened segments of a society or of an industry. It cannot be something we practice on Sunday. It cannot be only the burden of the less privileged members of the local or the world community. And it cannot be the concern of only those nations and regions whose population growth is under control. In brief, if sustainable development is to be an effective model for the future, it must be a workable approach to ensuring that we can replace what we consume and that in the process of consumption we do not create by-products that pollute or destroy the ecosystem on which future generations depend.

In discussing the responsibility for sustainable development in the field of tourism, four main areas need to be addressed:

1. The premises on which sustainable development policy in tourism should be based
2. The most critical areas of sustainable development as applied to tourism
3. How responsibility for sustainable development in tourism should be allocated
4. An agenda of suggested sustainable development actions for the tourism sector

Some Premises of Sustainable Development in Tourism

The concept of sustainable development is not new. Although the words are more modern and more widely accepted, there have always been similar causes. The concepts of conservation, preservation, and environmental protection have always had as their goal the desire to prevent the destruction of desirable natural conditions and species. What is perhaps new is the insertion into the equation of a recognition that the human race seeks economic, social, and cultural development—and that any attempt to prevent such development on a strictly ideological basis is unlikely to gain widespread acceptance. In parallel, there is also the recognition that demographic, economic, social, and cultural growth that is consumptive and/or destructive cannot continue unabated without serious impacts on the natural environment on which we depend for life itself.

This said, we need to enunciate several key premises on which sustainable development policy, as it applies to tourism, should be based. These premises are simply statements that need to be kept clearly in mind as we in the tourism industry attempt to wrestle with the concept of sustainable development and how it can best be applied to tourism.

The Premise of Interdependency

As implied above, tourism as a sector affects, and is affected by, a whole range of social and economic activities. We first need to identify the most important of these interdependencies. We then need to work with those individuals, groups, and organizations that have responsibility for and a commitment to sustainable development in the sectors affected by these interdependencies.

The Premise of Multidisciplinary

In seeking to implement initiatives to support sustainable development, it will be essential to draw on the ideas and experience of a broad range of disciplines. Indeed, as we have realized for some time now, a true understanding of the phenomenon of tourism is not possible using the thinking and the tools of a single discipline. Similarly, an understanding and implementation of actions to realize sustainable development

in tourism will, by necessity, involve the seeking and acceptance of concepts, methodologies, and approaches of individuals from many fields. For example, natural resource managers have developed carrying-capacity limits so that natural attractions will not be overwhelmed by visitors. Carrying capacity is defined as the maximum amount of development, use, growth, or change that a site can endure without an unacceptable alteration in the physical environment, the community's social fabric, and the local economy and without an unacceptable decline in the quality of experience by the visitor. Thus, for sustainable development, one needs to call on experts in many fields: botanists, ornithologists, zoologists, and foresters, to name a few.

The Premise of Previous Experience

It is always difficult to accept that there is nothing new under the sun, or at least not much. When it comes to sustainable development, we certainly do not know everything, but we do know a lot as to what may work and what may not work. For example, much useful research knowledge was gained from the energy crisis of the 1970s concerning how various segments of the population reacted to a range of alternative approaches to reduce consumer energy use. The recent presence of drought in some western states provided experience in water conservation.



Polar bears are only one of the many natural wonders luring visitors to cold-weather climates. The world's cold regions are rich in wildlife, and ecotours to Alaska, northern Canada, and even regions in the Antarctic are popular with travelers. These are areas where great care must be taken to protect the environment and the wildlife. *Copyright © Corbis Digital Stock.*



The Galápagos Islands are one of the world's unique tourist destinations. The islands, which were crucial to Charles Darwin's development of the theory of natural selection, are now a part of Ecuador's national park system. While visitation is still permitted, the sensitive nature of natural flora and fauna means that tourism must be carefully managed. The saddlebacked Galápagos tortoises (shown here), which are the international icon for the islands, must be constantly protected from both animal and human predators—at considerable cost. However, most believe it is worth every penny. *Photos by the author.*

The Premise That Nature Is Better

Perhaps one of the most important premises of the sustainable development movement is that the natural state is generally preferred to the developed state. This is, of course, one of the areas that provides the greatest room for both apparent agreement and mutual deception on the part of individuals and groups that have substantially different views. This important problem aside, it would seem that adherents to the sustainable development lifestyle generally believe that the natural ecosystem is preferable to artificially built environments or settlements. The compelling argument—that the balance of nature is sounder than the imbalance of civilization—has considerable merit. At the same time, the educated world is only too well aware of certain of the excesses and cruelties of nature, as well as the continuous changes that occur in nature over long periods of time. As a result, there is still room for a legitimate questioning of this premise and its universality.

The Premise of Politics and Power

The premise of politics and power has been left until the last because it is both the easiest and the most difficult to deal with. As the world has evolved over the past several centuries, we have seen the growing disparity that has developed between the have and the have-not nations. Today, we find ourselves in a situation where a relatively few advanced nations having small populations possess most of the world's wealth and consume most of its resources. At the other end of the spectrum, we find the poorer countries with rapidly growing populations. By any logic, a long-term projection of this situation and associated trends would lead to the conclusion that the present equilibrium is far from being sustainable. Thus, in our discussions of sustainable development for tourism, we need to keep in mind constantly the question "Sustainable for whom?"

Sustainable Development and Tourism: The Critical Areas

Now that at least some of the critical premises underlying sustainable development have been identified explicitly, it may be useful to define those areas in tourism that merit our consideration. Four such areas are presented for discussion.

Defining the Relevant Population/Community

Let's take the last premise discussed above and focus on the question of sustainable development for whom? As professionals in the field, we need to know if we are to take a global, macroperspective in our discussions of tourism and sustainable development or whether we should restrict our thinking to a more local focus. While recognizing that

there is a need for global thinking, we also need to recognize that we may need to restrict the allocation of our energies to those jurisdictions where we have the power to act and to make a difference.

In any event, the principle being enunciated here is that, as professionals, we need to define our sphere of interest and action. The impacts and populations of relevance may be quite different for each sphere, and, consequently, so may our likely actions.

Defining the Time Horizon

While sustainable developments as a concept implies forever, this may be impractical to deal with and can even lead to a feeling of helplessness. There is some merit in seeking to develop programs that are sustainable in perpetuity, but such programs may require huge amounts of resources and considerable time for their implementation. It may be wiser and more effective to undertake a less demanding series of phased programs that initiate movement in desired directions rather than delaying action until longer-term programs can be put in place.

Defining the Dimensions of Sustainability

The concept of sustainability is relevant in practical terms only when we define what is to be sustained. From a tourism perspective, discussions on sustainability may pertain to the environment, cultural identity, economic well-being, or social stability. Individuals responsible for, or interested in, each of these areas taken separately may very legitimately focus on their area of concern and attempt to achieve sustainability in relation to some acceptable ongoing carrying capacity of the destination.

However, from an overall destination management perspective, the task becomes much more complex. Here, the challenge becomes one of attempting to balance the sustainability of economic, cultural, social, and environmental systems. While one hopes for compatibility in the pursuit of sustainability within and across these systems, such is not always possible. Often the reason for such incompatibility is a divergence of the values from which the goal of sustainability is being pursued.

Defining the Values That Underlie Sustainable Development

Regardless of the way in which the values of a society are determined, they will ultimately determine the policies that emerge with regard to sustainable development. Whether these policies are the result of compromise or consensus is the concern of the political entity involved. In the end, however, the political process and the power of different political units will determine the level and form that sustainability will take. Those of us in the tourism sector have traditionally ignored this reality, and we are weaker for it.

Allocating Responsibility

It should be apparent from the nature of the foregoing discussion that the allocation of responsibility for tourism-related sustainability issues and decisions will not be a neat and tidy exercise. The highly interdependent, multidisciplinary, multisector, and political nature of the decisions does not allow for simplistic answers. However, as long as this caveat is taken seriously, it may be possible to provide some guidelines as to how the process might be conducted and how the prime agents might be assigned to different areas of responsibility.

The Concept of Shared Responsibility

Society is no longer (if it ever was) contained in neat boxes. Rather, at best, it may be viewed as consisting of very ill-defined clusters that change shape constantly as they interface with one another. To complicate matters, a particular citizen may belong to more than one cluster (and indeed probably does) and may change his or her perspective as he or she assumes different roles in society. For example, as a wage earner we may have one perspective, as a parent another, and as a member of a particular religious group yet another. In the end, however, each person must reach a weighted position with respect to any given issue.

From the standpoint of the tourism sector, the reality is that all questions related to the nature and extent of tourism development must be supported by the community at large. This means that whatever direction tourism development takes in a community, region, or country, it must have the support of the majority of citizens who are affected by it. This means very simply that the perceived benefits from tourism must be seen to outweigh the total costs (economic, environmental, cultural, social) associated with it.

All this said, it then becomes necessary to propose an operational allocation of responsibility that remains true to the democratic model and the concept of resident-responsive tourism. See Table 17.1 for a proposed allocation of responsibilities.

An Agenda for Action

Once a framework for the allocation of responsibility has been agreed upon, it becomes imperative to establish an agenda and a process for implementation. While the total community bears the ultimate responsibility for this agenda, it is suggested that in practice the destination management organization should assume a leadership role in developing the action agenda and should serve as a catalyst for generating the process that brings about its implementation. Examples of the kind of activities involved in this process include:

- Coordinating the development of a tourism philosophy and vision for the community/region
- Specifying the major goals of the community/region with respect to tourism



While perhaps not the traditional image that most people might have of ecotourism, these kayakers in Lake Powell, Utah, are pursuing a low-impact activity that respects the well-being of the region they are visiting—the essence of the ecotourism concept. *Photo courtesy of Lake Powell Resorts and Marinas.*

TABLE 17.1 Sustainable Development (SD) in Tourism: A Possible Allocation of Responsibility

Level/Organization	Responsibilities
Host community/region	Defining the tourism philosophy and vision for the community/region Establishing social, physical, and cultural carrying capacity for the host community/region
Destination management/community organization	Coordination of implementation of community SD plan for tourism Monitoring of levels and impact of tourism in the community/region
Individual tourism firms and operators	Fair contribution to implementation of SD plan for tourism Observance of regulations, guidelines, and practices for SD
Host community/region	Encouragement/acceptance of tourism within parameters of SD plan
Visitors/tourists	Acceptance of responsibility for minimal self-education with respect to values of host region Acceptance and observance of terms and conditions of host community SD plan for tourism

- Obtaining consensus concerning the social, physical, and cultural carrying capacity of the community/region in question
- Identifying the specific action initiatives necessary to meet the tourism development objectives while respecting the destination's carrying capacities

- Gaining agreement on the measures to be used in monitoring the impacts of tourism in the community/region
- Gathering and disseminating information concerning the impacts of tourism on the community/region

Based on these findings, it is suggested that an action agenda to support a sustainable development program for tourism might include the following elements:

- Maximum total visitation levels to a community/region
- An obligatory tax to support tourism infrastructure planning, development, and maintenance
- Community-supported legislation to protect and preserve unique resources and heritage sites
- Community and industry consensus concerning architectural and signage standards
- Support for standards and certification programs that encourage staff development and the delivery of high-quality service

Tourism has long been touted as a “renewable industry” that is to be greatly preferred over the traditional “smokestack industries” of the manufacturing age. However, we have learned that tourism can engender its own forms of degradation to the environment and to a society unless it is carefully planned and managed.

The concept of sustainable development is an approach by which efforts are made to balance the benefits or outputs of an industry with the investments and restrictions required to ensure that the industry can continue to exist without depleting or destroying the resource base on which it depends. In the tourism sector, this implies caring for the natural and built environments in a way that will ensure their continuing viability and well-being. Although we in the tourism sector are starting to understand what this implies, there is much that remains to be learned. The industry needs to identify an action agenda and allocate responsibility for its implementation so that we can move toward the goal of a truly sustainable tourism system.

Acknowledgment and acceptance of the importance of achieving sustainable tourism has given rise to the concept of *ecotourism*. Indeed, in the tourism world the terms *sustainable tourism* and *ecotourism* tend to be used interchangeably. While they certainly are strongly related, each contains a particular nuance that many regard as significant. In our view, the concept of ecotourism conveys a greater concern for the fundamental obligation of all travelers to avoid harming, and indeed to protect, all sites that they visit. As such, ecotourism is highly value-laden in an intrinsic sense; that is, individual travelers must accept responsibility for their behavior and its impact. In contrast, the term *sustainable tourism* conveys a more functional societal obligation to ensure the conditions necessary to maintain the physical environment in a “preserved state” for future generations. These conditions are not simply economic and political dimensions—a recognition that desirable values and good intentions must be supported by hard cash and tough decisions.



View of Triplet Falls in Australia. It is this kind of pristine beauty that those responsible for tourism must constantly seek to preserve for the enjoyment of future generations. *Courtesy of Digital Vision.*

ECOTOURISM: COMMON TERMS USED

Ecotourism, geotourism, nature tourism, green tourism, low-impact tourism, adventure travel, alternative tourism, environmental preservation, symbiotic development, responsible tourism, soft tourism, appropriate tourism, quality tourism, new tourism, sustainable development, and sustainable tourism all are monikers for similar types of tourist activities and developments. Of all the terms, **ecotourism** and **sustainability** are most frequently used. The principle of both is to sustain or even enhance the quality and attractiveness of the natural environment.

Definitions of ecotourism abound. Conservation International states, "Ecotourism is responsible travel that promotes conservation of nature and sustains the well-being of local people."

Dianne Brouse² defines ecotourism as responsible travel in which the visitor is aware of and takes into account the effects of his or her actions on both the host culture and the environment.

The International Ecotourism Society (TIES) defines ecotourism as "responsible travel to natural areas that conserves the environment and improves the wellbeing

²Dianne Brouse, "Socially Responsible Travel," *Transitions Abroad* (January–February 1992), p. 23.

of local people.” This means that those who implement and participate in ecotourism activities should adhere to the following principles:

- Minimize impact
- Build environmental and cultural awareness and respect
- Provide positive experiences for both visitors and hosts
- Provide direct financial benefits for conservation
- Provide financial benefits and empowerment for local people
- Raise sensitivity to host countries’ political, environmental, and social climate
- Support international human rights and labor agreements

The Travel Industry Associations of Canada (TIAC) felt that a nationally accepted definition of ecotourism was needed to assist this growing industry segment and to protect the reputation of Canadian tourism. TIAC launched extensive consultations with the industry in 2002 and 2003. This led to the final definition: “Ecotourism is a segment of sustainable tourism that offers experiences that enable visitors to discover natural areas while preserving their integrity, and to understand, through interpretation and education, the natural and cultural sense of place. It fosters respect toward the environment, reflects sustainable business practices, creates socioeconomic benefits for communities/regions, and recognizes and respects local and indigenous cultures, traditions, and values.”

The definition of ecotourism adopted by Ecotourism Australia is: “Ecotourism is ecologically sustainable tourism with a primary focus on experiencing natural areas that fosters environmental and cultural understanding, appreciation, and conservation.”

Other definitions are reported in the Travel Industry Association of America’s study, *Tourism and the Environment*, are as follows:

- Ecotourism is environmentally friendly travel that emphasizes seeing and saving natural habitat and archaeological treasures.
- Ecotourism is a tool for conservation.
- Broadly defined, ecotourism involves more than conservation. It is a form of travel that responds to a region’s ecological, social, and economic needs. It also provides an alternative to mass tourism. It encompasses all aspects of travel—from airlines to hotels to ground transportation to tour operators. That is, each component of the ecotourism product is environmentally sensitive.
- As a form of travel, ecotourism nurtures understanding of the environment’s culture and natural history, fosters the ecosystem’s integrity, and produces economic opportunities and conservation gains.

National Geographic Traveler has created the term *geotourism*, which it defines as tourism that sustains or enhances the geographical character of the place being visited—its environment, culture, aesthetics, heritage, and the well-being of its residents. This definition tries to describe all aspects of sustainability in travel.

In a study sponsored by *National Geographic Traveler*, the Travel Industry Association of America (TIA) has documented the strong feelings U.S. travelers have about preserving the natural environment as well as history and culture. The report, called *Geotourism: The New Trend in Travel*, showed that more than three-quarters of American travelers feel it is important that their visits not damage the environment. And 62 percent say it's important to learn about other cultures when they travel.

Furthermore, 38 percent of travelers say they would pay more to use a travel company that strives to protect and preserve the environment. Visit the National Geographic Sustainable Tourism Resource Center Web site at <http://www.nationalgeographic.com/travel/sustainable>.

If the definitions above sound like a case of the best of all possible worlds for the traveler, the destination, and the locals, to a degree it is. The problem is living up to the promises of the definitions and making ecotourism a reality. Otherwise, ecotourism becomes a paradox, bringing visitors to fragile environments and ruining them rather than preserving them. In fact, many people quarrel with the word *ecotourism*. If you consider the two parts of the word *ecotourism*—*ecology* and *tourism*—the inconsistencies are apparent. *Ecology* is defined as the science of the relationships between organisms and environment. When *tourism* is connected to it, a foreign entity is introduced and nature's relationships are changed. Ecotourism does not work when ecotours are so popular that they destroy the very environment they seek to protect.



Adventure travel is a rapidly growing market, and one of the most popular activities is whitewater rafting. All tourists and especially these rafters on the Stanislaus River in California have a responsibility to leave only footprints and promote conservation. *Photo by Robert Holmes; courtesy of the California Division of Tourism.*

A positive force for ecology is organizations that participate in **debt for nature swaps**, which are a rather unique method of financing new or enlarging existing natural areas. The World Wildlife Fund and Conservation International arrange to pay off a country's debt, in part, and at a discount, in exchange for protecting certain areas. These areas are usually new national parks possessing superb scenic and natural history resources, or the country involved promises to enlarge existing parks, wildlife refuges, or forests. Such plans have already succeeded in Latin America and Asia. An example is an agreement between Bolivia and Conservation International. This pact provides that in return for \$650,000 of Bolivia's outstanding debt purchased by Conservation International, Bolivia will provide a 3.7-million-acre expansion of the Beni Biosphere Reserve in the heart of the Amazon rain forest. Over a decade or so, the cumulative effect of this kind of imaginative program in countries rich in natural resources for ecotourism will be to possess very attractive destinations for the ecotourist. Similar programs in other parts of the world are also taking place.

Benefits and Importance of Ecotourism

- Provides jobs and income for **local** people
- Makes possible funds for purchasing and improving protected or natural areas to attract more ecotourists in the future
- Provides environmental education for visitors
- Encourages heritage and **environmental preservation** and enhancement (the creation of new or enlarged national and state parks, forest preserves, biosphere reserves, recreation areas, beaches, marine and underwater trails, and attractions)

Third World countries host many ecotourists. In Brazil, nature travel has become the country's largest new source of revenue. In south-central Africa, Rwanda's ecotourism is the third largest source of foreign exchange earnings. Much of this is generated by visitors to the Mountain Gorilla Project begun in the 1970s. The success of this project has convinced the national government to preserve and protect the critical habitat of the gorilla. It has also brought about support for other parks and reserves in that country.

In Costa Rica, 60 percent of visitors are interested in seeing the national park system, which comprises 11 percent of the country's land area. If biological and private reserves are added, the protected areas total 23 percent of the nation.

Dangers and Limitations of Ecotourism

A low-density rural population is typically found at ecotourism destinations. Most of these people depend on the use of the natural environment for their livelihood.

Introduce tourism and there is the danger that tourism consumes resources and has the ability to overconsume. If an ecotour operator does not hire locals to perform services needed by the tour group and use local supplies, the financial benefits of ecotourism are not shared with the local population. This results in the local population and the tourists competing for scarce natural resources, which is unhealthy for the environment. To be successful as tour operators, it is imperative that the locals be involved. If not, their pressing need for survival will doubtless prevail, and this is very likely to damage the very natural attractions that first lured the visitors there.

Another problem is that scientific knowledge of visitor impacts on remote areas, nature areas, wilderness areas, and other relatively undisturbed natural areas in most countries is rather poor or nonexistent. Thus tourism and land management decisions are made in the absence of good science. Once tourism starts, there is great pressure to allow more visitors. Consequently, the destinations face the danger of becoming overvisited. Carrying capacities need to be determined and enforced.

Finally, tourism is a multifaceted industry and thus is almost impossible to control. What starts out as well-planned ecotourism can turn into too popular an adventure and overwhelm the destination. To prevent this from happening, the basics of sustainable tourism must be practiced.



Paos Volcano National Park in Costa Rica is a popular natural attraction. In addition to the giant volcano crater, the park also possesses abundant wildlife and unusual vegetation. *Photo by Richard Mills; courtesy of International Expeditions, Inc.*

Translating Idealism into Sustainable Ecotourism

The idealism of ecotourism must be translated into reality. To do so, experts in the field and practicing managers have identified a number of indicators. These indicators focus on what managers need to know most to reduce their risk of inadvertently making decisions that may damage the natural and cultural environments on which the tourism industry depends. These include measures of:

- The general relationship between tourism and the environment
- The effects of environmental factors on tourism
- The impacts of the tourism industry on the environment

In effect, indicators seek to identify specific cause-effect relationships between tourism and the environment. Through their measurement and use, managers can more effectively do the following:

- Identify emerging issues, allowing prevention or mitigation
- Identify impacts, allowing action before they cause problems
- Support sustainable tourism development, identifying limits and opportunities
- Promote management accountability, developing responsible decision making built on knowledge

Two types of indicators are of value to tourism managers:

1. *Core indicators of sustainable tourism* that have been developed for general application to all destinations.
2. *Destination-specific indicators* applicable to particular ecosystems or types of tourism. These indicators fall into two categories:
 - *Supplementary ecosystem-specific indicators* for application to particular ecosystems (e.g., coastal areas, parks and protected areas, or mountainous regions).
 - *Site-specific indicators* that are developed uniquely for the particular site. These indicators reflect important factors of the site, which may not be adequately covered by the core and supplementary ecosystem-specific indicator sets, but are nonetheless needed for management of the particular site.

Examples of indices developed by an expert task force for the United Nations World Tourism Organization are given in Table 17.2. By identifying desirable levels of each indicator for a particular destination or site and then working toward meeting these ideals, managers can put in place a process that will ensure sustainability to the greatest extent possible.

It should be noted in reviewing these sets of indicators that they do not address environments or ecological goals alone. There are also indicators that seek to ensure desirable levels of visitor satisfaction and local resident satisfaction as well as satisfactory levels of contributions to the local economy. The use of the indicators helps ensure the economic

TABLE 17.2 Core Indicators of Sustainable Tourism

Indicator	Specific Measures
Site protection	Category of site protection according to IUCN ^a index
Stress	Tourist numbers visiting site (per annum/peak month)
Use intensity	Intensity of use in peak period (persons/hectare)
Social impact	Ratio of tourists to locals (peak period and over time)
Development control	Existence of environmental review procedure or formal controls over development of site and use densities
Waste management	Percentage of sewage from site receiving treatment (additional indicators may include structural limits of other infrastructural capacity on-site, such as water supply)
Planning process	Existence of organized regional plan for tourist destination region (including tourism component)
Critical ecosystems	Number of rare/endangered species
Consumer satisfaction	Level of satisfaction by visitors (questionnaire-based)
Local satisfaction	Level of satisfaction by locals (questionnaire-based)
Tourism contribution to local economy	Proportion of total economic activity generated by tourism only
Composite Indices ^b	Specific Measures
Carrying capacity	Composite early-warning measure of key factors affecting the ability of the site to support different levels of tourism
Site stress	Composite measure of levels of impact on the site (its natural and cultural attributes due to tourism and other sector cumulative stresses)
Attractivity	Qualitative measure of those site attributes that make it attractive to tourism and can change over time

^a IUCN, International Union for the Conservation of Nature and Natural Resources.

^b The composite indices are largely composed of site-specific variables. Consequently, the identification and evaluation of the indicators composing these indices require on-site direction from an appropriately trained and experienced observer. In the future, based on the experiences in designing composite indicators for specific sites, it may be possible to derive these indices in a more systematic fashion. See the case studies for Villa Gesell and Peninsula Valdes for application of these indices.

Source: United Nations World Tourism Organization.

means to support sustainable ecotourism as well as public (and thus political) support for tourism with a destination.

2002: The International Year of Ecotourism

Three major conclusions were the outcome of the International Year of Ecotourism. These were:

1. Ecotourism is established as a politically valuable concept. Over fifty countries have developed special policies and strategies focused on ecotourism at a national

level. The concept of ecotourism proved its relevance as it positions natural and cultural diversity as a tourism asset. It also stresses the participation of host communities and mandates the educational value of leisure experience.

2. Ecotourism has received mixed reviews. Concrete evidence shows that, if managed in a sustainable manner, ecotourism helps conserve biodiversity, alleviates poverty in rural areas, and can provide benefits to local and indigenous communities

GLOBAL INSIGHT

Climate Change

Are you counting carbons yet?

According to the United Nations Intergovernmental Panel on Climate Changes and the Paris-based Organization for Economic Co-operation and Development (OECD), travel is responsible for more than a quarter of greenhouse gases. Airplane flights, cruises, car trips—in short, transport as a whole—is responsible for a surprising amount of carbon dioxide (CO₂) discharges.

While the only long-term solution is absolute reductions, purchasing credits, called voluntary carbon offsets is an immediate option for eco-conscious travel consumers. An increasing number of businesses and individuals are addressing the issue of travel-related pollution with carbon offset programs. These programs let travelers offset or neutralize the environmental damage by purchasing carbon credits, which help finance green energy projects such as wind and solar that reduce air pollution in the future.

Firms such as Native Energy (www.nativeenergy.com), Climate Friendly (www.climatefriendly.com), and Sustainable Travel International (www.my-climate.com) will calculate how many dollars it will take to offset your carbon output once you provide your itinerary. Expedia and Travelocity are offering their customers the option of buying carbon credits. U.K. ski activities operator Crystal includes a carbon offset fee in its holiday prices. The Carbon Consultancy in the United Kingdom has created

a Web-based carbon responsible platform that can be used by both consumers and industry to calculate and manage carbon emissions and their offset. The carbon consultancy's program is based on the principle that education, and not just offset or taxes alone, will enable a long-term reduction in emissions.

Most online offset programs feature user-friendly air travel calculators and allow travelers to pay immediately via credit card. Rates are calculated from the number of tons of CO₂ that are incurred by each flight.

Virgin Atlantic chairman Richard Branson has positioned the airline to lead the effort to reduce CO₂ emissions. He has called on the transportation industry to reduce carbon dioxide emissions with a number of initiatives that would slash greenhouse gases by up to 25 percent.

A proposal adopted by the European Parliament to impose an emissions trading scheme and additional taxes to offset emissions on airlines awaits European Union legislation and is creating a controversy.

Until mandatory taxes are imposed for carbon offsets, be a good citizen of the world and go to one of the Web sites mentioned, purchase carbon offsets for your travel, and make it carbon neutral.

DISCUSSION QUESTIONS

1. In what ways is climate change a threat to tourism?
2. How can you travel more responsibly and lessen the impact of your travel on the environment?

situated near, or in, officially protected areas. Evidence also suggests that “green-washing” exists and the term *ecotourism* has been abused.

3. Tourism is now acknowledged as a global economic driver. The main challenge for the future is to apply the principles of ecotourism/sustainable tourism to all forms of tourism development.

CURRENT TOURISM INDUSTRY PRACTICES

It is fortunate that concern for the environment has become a major trend that is still gathering momentum. Environmentalism is now a major international and national force with the development of the green movement and other concerned groups. Protection of the environment has been embraced by the tourism industry. Recognition is a start and progress is under way.

Individual Tourists' Responsibilities

If ecologically sustainable tourism is to become a reality, it will require efforts by all the players in the tourism arena, starting with the tourists themselves. Tourists have responsibilities and must be educated as to their obligations and responsibilities to contribute to socially and environmentally responsible tourism. Tourists must first be brought into the process as clients (guests) for the tourist destination and second as persons coresponsible for maintaining the destination.

Several codes of ethics, guidelines, and “ten commandments” for tourist behavior have been developed. Again, they are a start in the process of educating the tourist. Two examples are presented here. The first, and one of the most publicized, was produced by the American Society of Travel Agents (ASTA).

ASTA's Ten Commandments on Ecotourism

Whether on business or leisure travel:

1. *Respect the frailty of the earth.* Realize that unless all are willing to help in its preservation, unique and beautiful destinations may not be here for future generations to enjoy.
2. *Leave only footprints.* Take only photographs. Leave no graffiti. Do not litter. Do not take away “souvenirs” from historic sites and natural areas.
3. To make your travels more meaningful, *educate yourself about the geography, customs, manners, and cultures of the region you visit.* Take time to listen to the people. Encourage local conservation efforts.

4. *Respect the privacy and dignity of others.* Inquire before photographing people.
5. *Do not buy products made from endangered plants or animals, such as ivory, tortoiseshell, animal skins, and feathers.* Read “Know Before You Go,” the U.S. Customs list of products that cannot be imported.
6. *Always follow designated trails.* Do not disturb animals, plants, or their natural habitats.
7. Learn about and *support conservation-oriented programs and organizations* working to preserve the environment.
8. Whenever possible, *walk or utilize environmentally sound methods of transportation.* Encourage drivers of public vehicles to stop engines when parked.
9. *Patronize those* (hotels, airlines, resorts, cruise lines, tour operators, and suppliers) *who advance energy and environmental conservation; water and air quality; recycling; safe management of waste and toxic materials, noise abatement; community involvement; and also patronize those who provide experienced, well-trained staff dedicated to strong principles of conservation.*
10. Ask your ASTA travel agent to *identify those organizations that subscribe to the ASTA Environmental Guidelines* for air, land, and sea travel. ASTA has recommended that these organizations adopt their own environmental codes to cover special sites and ecosystems.

Code of Ethics for Tourists

A high-quality tourism experience depends on the conservation of our natural resources, the protection of our environment, and the preservation of our cultural heritage. The Canadian tourism industry has developed and adopted a **Code of Ethics and Practices** to achieve these objectives. Tourists are encouraged to consider the following guidelines.

1. Enjoy our diverse natural and cultural heritage and help us to protect and preserve it.
2. Assist us in our conservation efforts through the efficient use of resources, including energy and water.
3. Experience the friendliness of our people and the welcoming spirit of our communities. Help us to preserve these attributes by respecting our traditions, customs, and local regulations.
4. Avoid activities that threaten wildlife or plant populations or that may be potentially damaging to our natural environment.
5. Select tourism products and services that demonstrate social, cultural, and environmental sensitivity.

Although the codes above are illustrative of the work being done, it should be recognized that other organizations are also active. The National Audubon Society has been

a leader, publishing their *Travel Ethic for Environmentally Responsible Travel* in 1989. Save Our Planet published *Guidelines for Low-Impact Vacations* in 1990. The Center for Responsible Tourism in San Anselmo, California, has also developed a *Tourist Code of Ethics*.

Codes and guidelines are fine, but the next step is making tourists aware of the codes and educating them to follow the important guidelines so they will become responsible travelers.

Travel Organizations' Efforts

Efforts to increase environmental protection are being made by major tourism organizations such as the United Nations World Tourism Organization (UNWTO), World Travel and Tourism Council (WTTTC), Tour Operators Initiative, Business Enterprises for Sustainable Travel (BEST), Pacific Asia Travel Association (PATA), Tourism Industry Association of Canada (TIAC), and Travel Industry Association of America (TIA).

As evidenced by its 1982 statement, UNWTO has been an advocate of protecting the environment for years: "The satisfaction of tourism requirements must not be prejudicial to the social and economic interests of the population in the tourist areas, to the environment, or above all, to natural resources which are fundamental attractions



Tourists discover a dramatically different perspective of the world of nature when they take a treetop walk in rural Victoria, Australia. *Photo by the author.*

of tourism.” Today, UNWTO has an environmental committee because it has recognized the need to understand and manage the link between tourism and the environment. The UNWTO Environment Committee has developed a set of internationally acceptable indicators for sustainable tourism. The indicators will help tourism planners and managers prevent problems and protect the resource base.

The Tour Operators Initiative for Sustainable Tourism Development has the mission to advance the sustainable development and management of tourism, and to encourage tour operators to make a corporate commitment to sustainable development. In carrying out this mission, the initiative addresses ways to minimize adverse impacts on, and to generate benefits for environment, culture, and communities in tourism destinations through the design and operation of tours and of the conduct of tour operators’ business activities.

The initiative has been developed by tour operators for tour operators with the support of the United Nations Environment Programme (UNEP); the United Nations Educational, Scientific and Cultural Organization (UNESCO); and the United Nations World Tourism Organization (UNWTO), which are also full members of the initiative.

Under this international umbrella, tour operators who are members of the initiative will be able to respond to international agendas while creating a platform to develop ideas and projects to address the environmental, social, economic, and cultural aspects of sustainable development within the tourism sector.

Business Enterprises for Sustainable Travel (BEST) has the objective to serve as a leading source of knowledge on innovative travel and tourism practices that advance business, community, and travelers’ interests and that also support the economic and social sustainability of destinations.

BEST’s major areas of activity are education programs, a showcase of case studies, and a resource center. BEST program activities involve university-level education, travelers’ philanthropy, and community tourism. The aim of their Web site is to showcase and share good practice information.

BEST was started in 1999 with a grant from the Ford Foundation and served as an incubator for a variety of activities aimed at encouraging the adoption of sustainable practices, stimulating the demand for such practices by travelers and helping communities start pilot programs. Their case studies are especially noteworthy and feature such organizations as the Punta Cana Resort and Club; Turtle Island, Fiji; Aspen Skiing Company; Ka’anapali Beach Hotel; Conservation Corporation Africa; BAA; and Lindblad Expeditions.

Today BEST has evolved into the BEST Education Network, chaired by Janne J. Libard, Associate Professor, Southern Denmark University. The organization holds an annual think tank and has developed sustainable tourism class modules as follows: Sustainable Tourism Marketing Module; Sustainable Tourism Planning Module; Sustainable Tourism Operations Management Module; Sustainable Tourism Festivals, Meetings, and Event Management Module. These modules are available at <http://www.besteducationnetwork.org>.

Regional organizations such as PATA and APEC have also developed codes for environmentally responsible tourism. The APEC/PATA code for sustainable tourism lists guidelines that their member organizations are to follow with respect to tourism's environmental relationships.

The APEC/PATA code urges association and chapter members and APEC member economies to:

Conserve the natural environment, ecosystems, and biodiversity

- Ensure that community attitudes, local customs, and cultural values, and the role of women and children, are understood in the planning and implementation of all tourism-related projects
- Contribute to the conservation of any habitat of flora and fauna affected by tourism
- Encourage relevant authorities to identify areas worthy of conservation and to determine the level of development, if any, that would be compatible in or adjacent to those areas
- Include enhancement and corrective actions at tourism sites to conserve wildlife and natural ecosystems

Respect and support local traditions, cultures, and communities

- Ensure that community attitudes, local customs, and cultural values, and the role of women and children are understood in the planning and implementation of all tourism-related projects
- Provide opportunities for the wider community to take part in discussions on tourism planning issues where these affect the tourism industry and the community
- Encourage relevant authorities to identify cultural heritage worthy of conservation and to determine the level of development, if any, that would be compatible in or adjacent to those areas
- Contribute to the identity and pride of local communities through providing quality tourism products and services sensitive to those communities

Maintain environmental management systems

- Ensure that environmental assessment is an integral step in planning for a tourism project
- Encourage regular environmental audits of practices throughout the tourism industry to promote desirable changes to those practices
- Establish detailed environmental policies and indicators, and/or guidelines for the various sectors of the tourism industry
- Incorporate environmentally sensitive design and construction solutions in any building or landscaping for tourism purposes

Conserve and reduce energy, waste, and pollutants

- Foster environmentally responsible practices for:
 1. reducing pollutants and greenhouse gases
 2. conserving water and protecting water quality
 3. managing efficiently waste and energy
 4. controlling noise levels
 5. promoting the use of recyclable and biodegradable materials

Encourage a tourism commitment to environments and cultures

- Encourage those involved in tourism to comply with local, regional, and national planning policies and to participate in the planning process
- Foster, in both management and staff of all tourism projects and activities, an awareness of environmental and cultural values
- Encourage all those who provide services to tourism enterprises to participate through environmentally and socially responsible actions
- Support environmental and cultural awareness through tourism marketing

Educate and inform others about local environments and cultures

- Support the inclusion of environmental and cultural values in tourism education, training, and planning
- Enhance the appreciation and understanding by tourists of natural environments and cultural sensitivities through the provision of accurate information and appropriate interpretation
- Encourage and support research on the environmental and cultural impacts of tourism

Cooperate with others to sustain environments and cultures

- Cooperate with other individuals and organizations to advance environmental improvements and sustainable development practices, including establishing indicators and monitoring
- Comply with all international conventions and national, state, and local laws that safeguard natural environments and cultural sensitivities

National organization codes have also been developed, with the TIAC leading the way. The TIAC has created not just one code, but a series of ethical codes for the tourism industry as a whole, for tourists, and for specific sectors of its membership, such as accommodation, food services, tour operators, and government bodies. A particularly distinguishing feature of the TIAC codes is that they extend beyond just protection of the environment guidelines and incorporate the philosophy of sustainable development, which includes all facets of development—social, cultural, and economic. For those seeking more information or a copy of TIAC's Code of Ethics for Tourists, Code of Ethics for the Industry, or Guidelines of Tourist Industry Associations, contact the

Tourism Industry Association of Canada, 130 Albert Street, Ottawa, Ontario, Canada K1P 5G4, Web site: <http://www.tiac.travel>.

The United Nations itself, within its UNEP (United Nations Environment Programme), has demonstrated its interest and concern in the topic. In a 1995 report,³ the organization carried out a review of a range of environmental codes of conduct for the tourism industry. Following this review, they concluded that such codes must be positive, specific, and action-oriented. If codes are too vague, they have no bite and signatories commit themselves to very little when adopting them. Real change requires real codes, with real objectives.

Although codes must be tailored specifically to the situation they confront, most have several features in common. These are:

- The need to make an overall commitment to the physical and human environment, to accept responsibility for environmental damage and take corrective action where necessary, and to promote and reward outstanding environmental performance
- The need to develop policies and strategies that take account of land-use planning regulations and the need to protect some areas from further development
- The need to develop management policies that enhance beneficial and minimize adverse impacts on the environment
- The need to cooperate with other firms, sectors, and countries

It is important that codes are not developed in isolation. All codes should be the result of partnerships with other businesses, with tourists themselves, or with potential host communities, as appropriate.

Second, codes are nothing more than words on paper if they are not implemented. It is essential to consider the implementation and monitoring of codes from the very beginning, even at the time when they are being drafted. While many organizations have already prepared codes, far fewer have given serious thought to implementation and monitoring. Those that have, however, have developed interesting packages of measures that comprise the following:

- Publicity and dissemination campaigns
- Publications of all types
- The provision of expert services to signatories of the code
- The provision of networks to improve communications between participants
- The organization of conferences and seminars for the exchange of ideas
- The provision of awards for outstanding environmental behavior
- The organization of demonstration projects to set examples for others to follow

To be most efficient, measures such as publications, seminars, and conferences must be practical in orientation and directed at specific audiences.

³UNEP, *Environmental Codes of Conduct for Tourism* (Paris: United Nations Environment Programme, 1995).

Individual Firm Efforts

A third set of environmental codes focuses on individual companies. These codes tend to be quite technical and operations-oriented, covering the day-to-day management practices of businesses such as airlines, accommodations, cruise lines, ski resorts, golf resorts, theme parks, tour operators, and others. What distinguishes these codes from those discussed previously is their effort to integrate the best business practices with sound environmental management. Companies such as Fairmont Hotels and Resorts (formerly Canadian Pacific Hotels and Resorts), Sheraton, Ramada International Hotels and Resorts, Marriott International, British Airways, American Airlines, United Air Lines, US Airways, Avis Rent-A-Car System, Busch Entertainment Corporation, Anheuser-Busch, Universal Studios, Walt Disney Company, and American Express have focused on recycling, reusing, energy conservation, water conservation, community involvement, and community environmental obligations to employees and guests.⁴

Inter-Continental Hotels has produced and distributed a three-hundred-page manual for its properties worldwide with guidelines on waste management, product purchasing, air quality, energy conservation, noise pollution, fuel storage, asbestos, pesticides, herbicides, and water.⁵

Hyatt Hotels and Resorts has implemented an international recycling program that saves the organization more than \$3 million annually. Hyatt's commitment is not only to recycle, but also to close the recycling loop by establishing a market for recycled products. This is important when you consider that a typical Hyatt guestroom generates 383 pounds of garbage annually, according to the consulting firm International Recycleco.

Under Hyatt's new plan, the same guestroom will generate an average of only 37 pounds of nonrecyclable garbage annually, saving the company \$2 million in annual waste-hauling costs. Under design is a trash container for guestrooms to encourage separation of paper, plastics, and aluminum. With the help of its recycling consultant, the Hyatt Regency Chicago is now operating its own miniature materials recovery facility (MRF). The MRF processes nine different items, including leftover soap, and cuts the annual disposal costs in half. The program has saved the hotel money by retrieving hotel items discarded by mistake, including linens, silverware, and coffeepots.

In addition, all new Hyatt Hotels in the United States will be designed with recycling centers. Hotels outside the United States will implement programs in accordance with local guidelines and availability of environmentally friendly products.⁶

Sheraton has several programs. They select products such as cleaning solvents and containers for their conservation and recyclability. Their "Going Green" program invites

⁴Suzanne Hawkes and Peter Williams, *The Greening of Tourism* (Burnaby, BC: Centre for Tourism Policy and Research, Simon Fraser University, 1993); and U.S. Travel Data Center, *Tourism and the Environment* (Washington, DC: Travel Industry Association of America, 1992).

⁵Wimberly Allison Tong & Goo, *Do Not Disturb* (Newport Beach, CA: WAT&G, n.d.).

⁶Ibid.

guests at Sheraton Hotels in Africa and the Indian Ocean region to add a dollar to their final bill. Sheraton then matches this amount in local currency and contributes the money to local conservation projects that the World Society for the Protection of Animals has identified.⁷

United Airlines recycles aluminum used aboard its aircraft and food containers up to thirty or forty times. It has also reduced the amount of water carried on board and is replacing its fleet with quieter, more fuel-efficient aircraft.⁸

Sea World Orlando operates a beached-animal rescue and rehabilitation program that aids sick, injured, or orphaned manatees, dolphins, whales, otters, sea turtles, and birds.⁹

A Closing Note

This chapter concludes with a statement by Ken Brown, chairman of Mauna Lani Resorts, Inc., in Hawaii. It epitomizes the attitude that developers need to be sensitive to the environment. Brown has orchestrated one of the most highly acclaimed destination



Environmentally responsible tourism can be achieved through the combined efforts of private operators, travel organizations, and individuals. *Photo by The Inn By The Sea, Cape Elizabeth, Maine.*

⁷Ibid.

⁸Ibid.

⁹Ibid.

resorts in the world, so his views bear careful study. Brown states, “Developers must not act like elephants at a picnic.” He reminds us, “We should not only be sensitive to the environment, we should also add something to the life of the people—something aesthetic, physically beautiful, socially and economically enriching. We need to examine our actions and ask, “Is this really benefiting the community?”

Brown’s convictions about environmental responsibility run deep. “I am absolutely convinced that environmental concerns are ethical and moral issues.” Acknowledging the high economic cost of environmentally responsive development, Brown expresses confidence in its long-range profitability. He has been inspired by the late Noboru Gotoh, Japanese industrialist, Tokyu Group chairman, and Mauna Lani developer, whose motto, “For the Betterment of Mankind,” set exacting standards for Mauna Lani.¹⁰

SUMMARY

Responsible citizens of the world have cause to realize that all of humankind’s activities must be increasingly examined in a very critical manner with respect to their impact or their sustainability of this planet. Tourism is only one of these activities, but it is an extremely important one. It follows that tourism must understand and accept those limitations that are essential to maintaining a high quality of life for all species.

The main concept of ecotourism is responsible travel to natural areas that conserves the environment and sustains the well-being of local people. From the tourists’ viewpoint, ecotourism is typically the gratification provided by a unique experience in an undisturbed natural environment, viewing flora, fauna, birds, animals, landforms, scenery, and natural beauty.

Benefits of ecotourism include providing jobs, helping preserve more areas, educating, and encouraging heritage and environmental enhancement. Benefits to the local people are maximized by hiring as many locals as possible and obtaining supplies and services locally.

Carrying capacity for visitors must be determined. It is defined as the maximum number of daily visitors that the area can receive without damaging its attractive features. Enforcement of this limit, along with good management and maintenance, is essential.

Sustainable tourism development is development that has been carefully planned and managed. It is the antithesis of tourism that has developed for short-term gains. Because of the expected continuing growth of tourism, sustainable development is the approach that will be needed. Because of the pressure on the world’s resources, it is the only sensible approach.

No business sector has greater reason to promote and enforce environmental and business ethics codes than tourism. The environment is the resource base for tourism, and without protection, the natural attraction that brought the tourist in the first

¹⁰ Wimberly Allison Tong & Goo, *Do Not Disturb*.

place will be lost. As a result, a number of codes for tourists, the tourism industry, and the environment have emerged. If the codes developed by the American Society of Travel Agents, World Travel and Tourism Council, Pacific Asia Travel Association, the Tourism Industry Association of Canada, and other organizations are followed, the possibility of truly sustainable tourism can be a reality.

KEY CONCEPTS

ASTA's ten commandments
benefits of ecotourism
carrying capacity
code of ethics
debt for nature swap
ecotourism

ecotourism development
environmental preservation
land-use planning
local populations and benefits
PATA code for environmentally responsible tourism

principles for implementing sustainable tourism
sustainable development
sustainable tourism

INTERNET EXERCISES

The Internet sites mentioned in this chapter plus some selected additional sites are listed for your convenience on the companion Web site for this book, www.wiley.com/college/goeldner.

ACTIVITY 1

Site Name: Ecotourism Australia

URL: <http://www.ecotourism.org.au>

Background Information: Ecotourism Australia was formed in 1991 as an incorporated nonprofit organization and is the major national body for the ecotourism industry.

Exercises

1. Describe the vision of Ecotourism Australia.
2. Describe its nature and ecotourism accreditation program.
3. Discuss its EcoGuide Certification Program.
4. What other activities does the association engage in?

ACTIVITY 2

Site Name: United Nations Environment Programme

URL: <http://www.unep.org>

Background Information: UNEP provides leadership and encourages partnerships in caring for the environment by inspiring, informing, and enabling nations and people to improve their quality of life without compromising that of future generations.

Exercises

1. What publications does UNEP have on ecotourism and sustainable tourism?
2. What kind of information can you find in their *Tourism Focus Newsletter*?
3. How does UNEP define ecotourism?
4. What does UNEP say about the environmental impacts of tourism?

 **QUESTIONS FOR REVIEW AND DISCUSSION** 

1. What exactly is ecotourism? Why are there so many different terms for this idea?
2. Why has this concept become so popular?
3. Give some examples of the resources necessary for an ecotourism destination.
4. Are resources other than natural ones involved? Are these meaningful? Explain.
5. Describe the role of local people in ecotourism, in sustainable development.
6. Why are preservation planning principles so important?
7. What should be the goals of ecotourism for a tour company? For the ecotourist? For the local population? For the local government? For a conservation organization?
8. Differentiate ecotourism policy in developing and developed countries.
9. Identify the principal limitations to ecotourism.
10. Referring to question 9, state some ways that these limitations might be ameliorated.
11. Why is capacity so important?
12. Why is it important to identify the values on which tourism development is based?
13. Of what use are “principles” in implementing recommendations to achieve sustainable tourism?
14. How much will consumers pay for environmental friendly tourism?

 **CASE PROBLEMS** 

1. Bonnie S., CTC, is an agency travel counselor. She has decided that her agency’s market area has a good potential to sell more ecotours. How should Bonnie proceed to identify prospective buyers of such tours?
2. As director of Ecuador’s national park system, Ernesto B. has become increasingly concerned about the overuse of Galápagos National Park. He worries that the current popularity of the park—about 100,000 tourists each year—may actually be sowing the seeds of destruction. This situation may be inducing a disastrous future drop in visitor numbers. Outline some steps that he might take to:
 - Ascertain the present quality of the visitor experience.
 - Remedy some aspects of overuse of the park, to ensure future success.
3. Nathan M. is the local managing director of a tour company specializing in ecotourism. His company operates big-game and bird photo safaris in Tanzania. He has decided that his firm would be more socially responsible if his tours (by minibus) would obtain practically all needs from local sources. Give some examples of how he might do this and describe the benefits that would accrue locally. (When discussing, include both economic and social benefits.)
4. Upon graduation, you have secured a job as tourism specialist with the World Wildlife Fund. Your first assignment is to be a team member charged with helping to formulate plans for some kind of wildlife protection area in Zambia. This country is located in south-central Africa. Their government is considering a new national park and has requested expert assistance from the fund. The president of the fund has made

it very clear to the team that such plans must also aim to improve living standards for the local population. These standards, at present, are grievously low. Most local people are subsistence farmers. They occasionally shoot big-game animals that damage their crops, and also for meat. After extensive field study, a particularly attractive area has been found in which the scenery is spectacular, the climate very pleasant, the natural history resources outstanding, and the local people friendly and hospitable. Thus the proposed park seems to have an excellent potential for attracting substantial numbers of ecotourists. Propose some conceptual ideas as to how this challenge can be met successfully.

5. A very vocal environmental group has recently voiced harsh criticism of the state's tourism business. They claim that the industry rapidly consumes valuable natural resources, provides mostly low-paying unskilled employment, and degrades the culture of the main tourist centers. As the state's tourism director, how would you answer these charges?
6. Referring to case 5, the same environmental group has succeeded in convincing the state's attorney general that all roadside billboards be eliminated. The various state hotel, motel, restaurant, attractions, and tourist promotion organizations vehemently oppose such legislation. Can you think of some kind of compromising plan that might satisfy both of these opposing groups?

PART 5

Essentials of Tourism Research and Marketing

Chapter 18 Travel and Tourism Research

Chapter 19 Tourism Marketing

**Chichen Itza in the Yucatán has been named
one of the new seven wonders of the world.**

Photo of courtesy of Corbis Digital Stock.



CHAPTER 18

Travel and Tourism Research

LEARNING OBJECTIVES

- Recognize the role and scope of travel research.
- Learn the travel research process.
- Study secondary data and how they can be used.
- Understand the methods of collecting primary data.
- Know who does travel research.



The ruins of Machu Picchu are one of the most beautiful ancient sites in the world. Machu Picchu stands 9060 feet above sea level in the middle of a tropical Andes mountain forest. It is an amazing creation of the Inca Empire. Machu Picchu has been named one of the new seven wonders of the world. *Photo courtesy of Corbis Digital Stock.*

INTRODUCTION

Information is the basis for decision making, and it is the task of travel research to gather and analyze data to help travel managers make decisions. Travel research is the systematic, impartial designing and conducting of investigations to solve travel problems. Examples of travel research are:

- United Air Lines investigating consumer attitudes and behaviors to enable the airline to better serve the flying public
- Marriott Hotels, Resorts, and Suites studying the leisure travel market
- The Aspen Skiing Company conducting a market profile study to understand its customers
- The Travel Industry Association of America (TIA) measuring the economic impact of travel in the United States

Although travel research does not make decisions, it does help travel decision makers operate more effectively. Managers can plan, operate, and control more efficiently when they have the facts. Thus research, which reduces the risk in **decision making**, can have a great impact on the success or failure of a tourism enterprise.

ILLUSTRATIVE USES OF TRAVEL RESEARCH

Some of the **uses** or **functions** of travel research are as follows:

1. **To delineate significant problems.** The constant pressure of day-to-day business operations leaves the travel executive with little time to focus on problem areas that handicap operations. The isolation of causes and problems that create inefficiency is often one of the most important single contributions that travel research makes to management.
2. **To keep an organization or a business in touch with its markets.** Travel research identifies trends, interprets markets, and tracks changes in markets so that policies can be developed that are aimed in the right direction and are based on facts rather than on hunches or opinions. Research reduces the risk of unanticipated changes in markets. In a way, research is insurance against these changes to make sure that a business does not stick with a product until it becomes obsolete.
3. **To reduce waste.** Research has always been effective in measuring methods of operation to eliminate those methods that are inefficient and to concentrate on those that are the most effective. Automation of travel makes this use even more important. The energy crisis led to research that has produced dramatic savings in aircraft fuel requirements.

4. **To develop new sources of profit.** Research can lead to the discovery of new markets, new products, and new uses for established products. Research can show the lodging industry the types of rooms and the type of lodging facilities that should be offered to meet customers' needs.
5. **To aid in sales promotion.** Many times the results of research are interesting not only to the firm but also to the public and can be used in advertising and promotion. This is particularly true of consumer attitude research, as well as research where consumers are asked to rank products and services.
6. **To create goodwill.** Consumers react favorably to travel research; they feel that the company that is involved in research really cares about them and is trying to create a product or service that will meet their needs.

THE TRAVEL RESEARCH PROCESS

The key to good travel research is to define the problem and work through it in a systematic procedural manner to a final solution. The purpose of this section is to describe briefly the basic procedures that will produce a good research result.

1. **Identify the problem.** First, the problem must be defined or identified. Then you are in a position to proceed in a systematic manner.
2. **Conduct a situation analysis.** In this step you gather and digest all the information available and pertinent to the problem. The purpose is to become familiar with all the available information to make sure that you are not repeating someone else's work or that you have not overlooked information that will provide a ready solution to the problem. The situation analysis is an exhaustive search of all the data pertinent to the company, the product, the industry, the market, the competition, advertising, customers, suppliers, technology, the economy, the political climate, and similar matters. Knowledge of this background information will help you to sort out the likely causes of the problem and will lead to more efficient, productive research. The organization will get the most from the research result when you understand the organization's internal environment and its goals, strategies, desires, resources, and constraints. In addition to a trip to the library, the Internet is an ideal tool to use in conducting the situation analysis.
3. **Conduct an informal investigation.** After getting background information from available sources, you will talk informally with consumers, distributors, and key people in the industry to get an even better feel for the problem. During both the situation analysis and informal investigation, you should be developing hypotheses that can be tested. The establishment of hypotheses is one of the foundations of conducting research and is a valuable step in the problem-solving process. A hypothesis is a supposition, a tentative proposal, or a possible solution



One of the first things to do in examining a tourism problem is to review and discuss the problem with a research firm representative. Here, Suzanne Cook, Senior Vice President Research and Technology, Travel Industry Association of America, is visiting with Terry Berggren, Destination Research Manager, Ruf Strategic Solutions. *Photo courtesy of the Travel and Tourism Research Association.*

to a problem. In some ways it could be likened to a diagnosis. If your automobile quit running on the interstate, you might hypothesize that: (1) you were out of gas, (2) the fuel pump had failed, or (3) you had filter problems. An investigation would enable you to accept or reject these hypotheses.

- 4. Develop a formal research design.** Once adequate background information has been developed and the problem has been defined against this background, it is time to develop the specific procedure or design for carrying out the total investigation or research project. This step is the heart of the research process. Here you have to develop the hypotheses that will be tested and determine the types and sources of data that are to be obtained. Are secondary sources available, or will it be necessary to conduct primary research? If primary research has to be conducted, then it is necessary to develop the sample, the questionnaires, or other data-collection forms and any instruction sheets and coding methods and tabulation forms. Finally, it is necessary to conduct a pilot study to test all of the foregoing elements. The results are then written up in a detailed plan that serves as a guide that any knowledgeable researcher should be able to follow and conduct the research satisfactorily.
- 5. Collect the data.** If the data are available from secondary sources, then collecting the data becomes primarily desk research. However, if primary data

are collected, this step involves actual fieldwork in conducting survey research, observational research, or experimental research. The success of data gathering depends on the quality of field supervision, the caliber of the interviewers or field investigators, and the training of investigators.

6. **Tabulate and analyze.** Once the data have been collected, they must be coded, tabulated, and analyzed. Both this step and the previous one must be done with great care; it is possible for a multitude of errors to creep into the research process if collection, tabulation, and analysis are not done properly. For example, if one is going to use the survey method, then interviewers must be properly selected, trained, and supervised. Obviously, if instead of following the carefully laid out sample, the interviewers simply fill out questionnaires themselves, the data will not be useful. In today's environment, it is likely that tabulation will take place on the computer. A number of excellent packages are available for this purpose. One of the most used is SPSS, the Statistical Package for the Social Sciences.
7. **Interpret.** Tabulation results in stacks of computer printout, with a series of statistical conclusions. These data must now be interpreted in terms of the best action or policy for the firm or organization to follow—a series of specific recommendations of action. This reduction of the interpretation to recommendations is one of the most difficult tasks in the research process.
8. **Write the report.** Presentation of the results of the research is extremely important. Unless the data are written up in a manner that will encourage management to read them and act upon them, all of the labor in the research process is lost. Consequently, emphasis should be put on this step in the research process to produce a report that will be clearly understood with recommendations that will be accepted.
9. **Follow up.** Follow up means precisely that. A study sitting on the shelf gathering dust accomplishes nothing. While many people will consider the researcher's task to be done once the final report or presentation has been made, the work is not completed until the results of the survey are put into action. Research is an investment, and an ultimate test of the value of any research is the extent to which its recommendations are actually implemented and results achieved. It is the task of the researcher to follow up to make the previous investment of time and money worthwhile.

SOURCES OF INFORMATION

Primary data, secondary data, or both may be used in a research investigation. Primary data are original data gathered for the specific purpose of solving the travel research problem that confronts you. In contrast, secondary data have already been collected for some other purpose and are available for use by simply visiting the library

or other such repositories of secondary data. When researchers conduct a survey of cruise passengers to determine their attitudes and opinions, they are collecting primary data. When they access Census Bureau information on travel agents, they are using a secondary source.

The situation analysis step of the travel research process is emphasized because it focuses on the use of secondary sources; however, their use is not confined to this step. One of the biggest mistakes in travel research is to rush out and collect primary data without exhausting secondary source information. Only later do you discover that you have duplicated previous research when existing sources could have provided information to solve your problem for a fraction of the cost. Only after exhausting secondary sources and finding that you still lack sufficient data to solve your problem should you turn to primary sources.

Secondary Data

In the last ten years there has been a virtual explosion of information related to tourism, travel, recreation, and leisure. A competent researcher must be well acquainted with these sources and how to find them. The Internet is a source that contains a wealth of information.

If you are fortunate enough to find secondary sources of information, you can save yourself a great deal of time and money. Low cost is clearly the greatest advantage of secondary data. When **secondary data** sources are available, it is not necessary to construct and print questionnaires, hire interviewers, pay transportation costs, pay coders, pay data inputters, and pay programmers; thus, it is easy to see the cost advantage of utilizing secondary data. Secondary data can also be collected much more quickly than can primary data. With an original research project, it typically takes a minimum of sixty to ninety days or more to collect data; secondary data could be collected in a library within a few days.

Secondary data are not without disadvantages; for example, many times the information does not fit the problem for which you need information. Another problem is timeliness; many secondary sources become outdated. For example, the Census of Population and Housing is conducted every ten years; as we get to the end of that time period, the data are not very useful.


Evaluating Secondary Data

While it is not expected that everyone will be a research expert, everyone should be able to evaluate or appraise secondary data. Any study, no matter how interesting, must be subjected to evaluation: "Is it a valid study? Can I use the results to make decisions?" On such occasions the researcher must evaluate the secondary data and determine whether they are usable.

The following criteria may be used to appraise the value of information obtained from secondary sources.

- 1. The organizations supplying the data.** What amount of time went into the study? Who conducted the study? What experience did the personnel have? What was the financial capacity of the company? What was the cost of the study? An experienced research firm will put the proper time and effort into a study to yield results, whereas a novice or inexperienced organization may not.
- 2. The authority under which the data are gathered.** For example, data collected by the Internal Revenue Service (IRS) are likely to be much better than data collected by a business firm. Data that are required by law, such as census data, are much more dependable than is information from other sources.
- 3. Freedom from bias.** One should always look at the nature of the organization furnishing the data. Would you expect a study sponsored by airlines to praise the bus industry for providing the lowest-cost transportation on a per mile basis in the United States?
- 4. The extent to which the rules of sampling have been rigidly upheld.** What is the adequacy of the sample? Adequacy is frequently difficult to evaluate because deficiencies in the sampling process can be hidden. One indication of adequacy is the sponsor's willingness to talk about the sample. Will the sponsor release sampling details? Are the procedures well-known, acceptable methods?
- 5. The nature of the unit in which the data are expressed.** Here even simple concepts are difficult to define. In defining the term *house*, how do you handle such things as duplexes, triplexes, mobile homes, and apartment houses? Make sure that good operational definitions have been used throughout the research so there will be no problems in understanding it. Research results that are full of terms such as *occasionally* and *frequently* are not likely to be useful; these terms have different meanings to different people.
- 6. The accuracy of the data.** Examine the data carefully for any inconsistencies and inquire into the way in which the data were acquired, edited, and tabulated. If at all possible, check the data against known data from other sources that are accurate. For example, check the demographics in a study against known census data.
- 7. Pertinency to the problem.** You must be concerned with fit. You may have a very good study, but if it does not pertain to the problem at hand, it is not worth anything to you. The relevance of secondary data to the problem must stand up; otherwise, the study cannot be used.
- 8. Careful work.** Throughout your evaluation, always look for evidence of careful work. Are tables constructed properly? Do all totals add up to the right figures or to 100 percent? Are conclusions supported by the data? Is there any evidence of conflicting data? Is the information presented in a well organized, systematic manner?

D. K. Shifflet and Associates, Ltd., is one of the many firms available to conduct travel and tourism research studies and consult with clients. The firm has been providing research and consulting services to clients for over twenty years. Jim Caldwell serves as Vice President Marketing and Sales. *Photo courtesy of the Travel and Tourism Research Association.*



Primary Data

When it is not possible to get the information you need from secondary sources, it is necessary to turn to primary sources—original, firsthand sources of information. If you need information on travelers' attitudes, you would then go to that population and sample it. As stated earlier, you should collect primary data only after exhausting all reasonable secondary sources of information.

Once you have determined that you are going to collect primary data, then you must choose what method of gathering primary data you are going to use. The most widely used means of collecting primary information is the survey method. Other methods are the observational method and the experimental method. It is not uncommon to find one or more of these methods used in gathering data. These basic methods are discussed in the next section.

BASIC RESEARCH METHODS

Focus Groups

It has been said the **focus group** may be the worst form of market research—except for all others. Because of this reality, focus-group interviewing is a popular form of market research in tourism. Its primary purpose is exploratory: either to establish the parameters for subsequent survey research or to delve into the motivations and behaviors of travelers.

A focus group is a form of qualitative research that brings together a small number of individuals (usually about eight to twelve) for an in-depth discussion regarding the topic of interest to the client. Typical topics include the most-desirable/least-desirable characteristics of a planned attraction or service, reaction to a planned advertising theme or program, or the probable public reaction to developments in an environmentally sensitive region.

Focus-group participants are chosen to represent a cross section of the population having a likely interest or stake in the area to be studied. However, because they are not selected scientifically (usually availability and willingness to participate play a major role in focus-group composition), great care must be taken in extrapolating the findings of focus-group sessions to the general population. In addition, because the session facilitator can significantly influence the nature of the discussion, it is essential that the facilitator be well trained and very familiar with the underlying goals of the focus group.

Despite these cautions and concerns, focus-group interviewing remains one of the most insightful and valuable ways of gaining a true understanding of the factors affecting complex managerial situations and decisions.

The Internet continues to invade all aspects of our lives. This is now true for focus groups as market research firms are now conducting focus groups online. Proponents argue that you can gather qualitative feedback from hard-to-reach and geographically dispersed participants. Sophisticated web-based technology has been developed for online focus groups that provide qualified participants, experienced moderators, transcripts, and recommendations. Because it is online, focus group findings have never been faster.

The Survey Method

If we look at the methods of collecting travel research data, we will find that the **survey method** is the most frequently used. The survey method, also frequently referred to as the questionnaire technique, gathers information by asking questions. The survey method includes factual surveys, opinion surveys, or interpretative surveys, all of which can be conducted by personal interviews, mail, or telephone techniques.

Factual Surveys

A quick look at the types of surveys will reveal that factual surveys are by far the most beneficial. “In what recreational activities did you participate last week?” is a question for which the respondent should be able to give accurate information. While excellent results are usually achieved with factual surveys, all findings are still subject to certain errors, such as errors of memory and ability to generalize or the desire to make a good impression. Nonetheless, factual surveys tend to produce excellent results.

Opinion Surveys

In these surveys, the respondent is asked to express an opinion or make an evaluation or appraisal. For example, a respondent could be asked whether tour package A or B was the most attractive or which travel ad is the best. This kind of opinion information can be invaluable. In studies of a ski resort conducted by the University of Colorado, vacationer respondents were asked to rate the performance of the resort’s employees as excellent, good, average, or needs improvement. The ratings allowed resort management to take action where necessary. Opinion surveys tend to produce excellent results if they are properly constructed.

Interpretive Surveys

On interpretive studies the respondent acts as an interpreter as well as a reporter. Subjects are asked why they chose a certain course of action—why they participated in a particular recreation activity the previous week (as well as what activity), why they flew on a particular airline, why they chose a particular vacation destination, why they chose a particular lodging establishment.

While respondents can reply accurately to what questions, they often have difficulty replying to why questions. Therefore, while interpretive research may give you a feel for consumer behavior, the results tend to be limited. It is much better to utilize motivational and psychological research techniques, which are better suited for obtaining this information.

In summary, try to get factual or opinion data via the survey method and utilize in-depth interviewing or psychological research techniques to get “reason why” data.

It was mentioned earlier that surveys can be conducted by personal interviews, telephone, or mail. The purpose of a survey is to gather data by interviewing a limited number of people (sample) who represent a larger group. Reviewing the basic survey methods, one finds the following advantages and disadvantages.

Personal Interviews

Personal interviews are much more flexible than either mail or telephone surveys because the interviewer can adapt to the situation and the respondent. The interviewer can alter questions to make sure that the respondent understands them or



Sampling is a critical element of research. ASDE Inc. provides sampling and related services to research professionals making Survey Sampler, which draws sample numbers through a random digit dialing methodology, available to clients doing phone surveys. Randa Bell, Marketing Director, serves client needs. *Photo courtesy of the Travel and Tourism Research Association.*

probe if the respondent does not respond with a satisfactory answer. Typically, one can obtain much more information by personal interview than by telephone or mail surveys, which by necessity must be relatively short. Personal interviewers can observe the situation as well as ask questions. For example, an interviewer in a home can record data on the person's socioeconomic status, which would not be possible without this observation. The personal interview method permits the best sample control of all the survey techniques.

A major limitation of the personal interview method is its relatively high cost. It tends to be the most expensive of the three survey methods. It also takes a considerable amount of time to conduct, and there is always the possibility of personal interviewer bias. There is also the issue of working couples today, which means it is difficult to find respondents at home.

Telephone Surveys

Surveys in which respondents are interviewed over the telephone are usually conducted much more rapidly and at less cost than are personal interviews. The shortcomings of telephone surveys are that they are less flexible than personal interviews, and of necessity they are brief. While a further limitation of phone surveys is that not

everyone has a telephone, those with telephones tend to have the market potential to travel or buy tourism products. Consequently, this limitation is not very serious for travel research. Speed and low cost tend to be the primary advantages of telephone interviews. Computer-assisted telephone interviewing using random dialing is a much used technique.

The survey questionnaire is entered into computer memory. The interviewer reads the questions from the computer screen and records the respondent's answers into computer memory by using a keyboard or by simply touching a sensitive screen. Because the data are recorded immediately, these systems tend to be faster and less expensive than traditional methods.

Mail Surveys

Mail surveys have the potential of being the lowest-cost method of research. As would be expected, mail surveys involve mailing the questionnaire to carefully selected sample respondents and requesting them to return the completed questionnaires (see Figure 18.1). This survey approach has a great advantage when large geographical areas must be covered and when it would be difficult to reach respondents.

CAREY AMERICAN LIMOUSINE
Colorado Springs Shuttle Service

Please take a moment to respond to the following questions. This information will be used to evaluate areas of service to afford you quality service for your next trip. Thank you.

1. Was the vehicle on time? Yes _____ No _____ (Delay time: _____ Reason given _____)
2. What was the condition of the equipment? Clean _____ Average _____ Unkempt _____
3. Was your driver courteous? Yes _____ No _____
4. How was your service? Excellent _____ Fair _____ Poor _____ (Why? _____)
5. Was it easy to make your reservation? Yes _____ No _____ (Why? _____)
6. Where did you find out about our company? Travel agent _____ Advertisement _____ (Referred by _____)
7. Was the scheduled time convenient for you? Very _____ Acceptable _____ Inconvenient _____
8. Were you traveling on Business _____ Pleasure _____
9. Will you recommend our service to others? Yes _____ (Name & Address _____) No _____

Comments _____

Name _____

Address: _____

City: _____ State: _____ Zip: _____

If you represent a company or travel agency, please include that information:

COLORADO TRANSPORTATION GROUP Telephone ()

Figure 18.1 A sample mail questionnaire.

Other advantages of this approach are that personal interview bias is absent and the respondent can fill out the questionnaire at his or her convenience.

The greatest problem in conducting a mail survey is having a good list and getting an adequate response. If a large percentage of the target population fails to respond, you will have to question whether those who did not respond are different from those who have replied and whether this introduces bias. Length is another consideration in mail questionnaires. While they can be longer than telephone surveys, they still must be reasonably short. Another limitation of mail surveys is that questions must be worded carefully and simply so that respondents will not be confused. While questions may be very clear to the person who wrote them, they can be very unclear to the respondent.

Using the Internet for Survey Research

The Internet has become increasingly pervasive in all aspects of life today—and the field of research is no exception. In an ongoing effort to reduce the cost and increase the effectiveness of survey research, many researchers have turned to the Internet. In general, the results of this move to online survey research have been impressive, to the point where Web-based research may even be the mode of choice for a large percentage of studies.

Despite its appeal, Web-based survey research does have certain shortcomings that need to be kept in mind when contemplating its use. One of the industry's current top concerns relates to growing consumer distaste for any unsolicited marketing messages, whether they come from researchers or not. This reality makes it increasingly more difficult for research organizations to recruit participants for both surveys and focus groups.

Another problem is that because Internet-based research is so easy and inexpensive to conduct, a lot of inexperienced, poorly qualified individuals are carrying out their own surveys online. Because it is easy to author a survey online and e-mail it out, research has gone through a damaging period during which untrained people have conducted surveys using unprofessional sampling or consolidation of results, and as a consequence have derived unreliable results.

Despite the above problems, there is little doubt that the use of online surveys, primarily because of their economic efficiency, will continue to grow and to improve in quality.

Electronic Devices

A relatively new way of conducting survey research is the use of computer-type electronic devices to ask the consumer questions and immediately record and tabulate the results. This equipment can be placed in a hotel lobby, mall, or other high traffic location and attract consumers to record responses to questions. Use of these machines is a low-cost method of getting consumer information because the questions are self-administered, saving the cost of interviewers, and the results are tabulated automatically. A disadvantage is that children, who like to play with

such machines, may distort the results. The prediction that such devices will become increasingly popular in the future has yet to materialize.

Observational Method

The **observational method** relies upon the direct observation of physical phenomena in the gathering of data. Observing some action of the respondent is obviously much more objective and accurate than is utilizing the survey method. Under the observational method, information can be gathered by either personal or mechanical observation. Mechanical recorders on highways count the number of cars that pass and the time that they pass. Automatic counters at attractions observe and count the number of visitors.

PROFILE



BILL SIEGEL
Chairman
Longwoods International
Toronto, Ontario, Canada

Bill Siegel is chairman of Longwoods International, a market research consultancy that is highly respected within the tourism industry. Since founding Longwoods in 1978, he has built an international organization that has assisted clients in six countries, thirty-six U.S. states, and eight Canadian provinces.

His first career was as an experimental psychologist specializing in human perception and memory. After completing his B.A. (Honors) in psychology at the University of Toronto, he received his Ph.D.

in psychology from the University of Michigan, where he was University Scholar, University Fellow, Springer Traveling Fellow, and Rackham Research Fellow. He went on to teach psychology and research methods as Assistant Professor at the University of Western Ontario, and was invited to be Distinguished Visiting Lecturer at the University of Western Australia. He authored articles in a number of scientific journals, including *Psychological Review*, *Journal of Experimental Psychology*, *Perception & Psychophysics*, and *Journal of the Acoustical Society of America*.

Bill switched his research interests from academia to the business world in the mid-1970s, when he was hired by Bell Canada as manager of Marketing Research to design and implement a groundbreaking study of the bottom-line effectiveness of advertising for the chief executive officers of the telephone companies across Canada.

His entry into the tourism came in 1985, when his company was awarded a multimillion-dollar contract by the Canadian government to research Canada's image in the United States and to develop a communications strategy for overcoming a fifteen-year decline in market share. With over nine thousand interviews, it was considered at that time to be

Advantages of the observational method are that it tends to be accurate and it can record consumer behavior. It also reduces interviewer bias. Disadvantages are that it is much more costly than the survey method and it is not possible to employ in many cases. Finally, the observational method shows what people are doing but does not tell why they are doing it. It cannot delve into motives, attitudes, or opinions. If the why is important, this would not be a good method to use.

Experimental Method

The experimental method of gathering primary data involves setting up a test, a model, or an experiment to simulate the real world. The essentials of the **experimental method** are the measurement of variations within one or more activities while all other conditions

the largest study of tourism to be conducted in the United States. The resulting campaign, *Canada: The World Next Door*, was instrumental in enhancing the country's image and turning around its tourism business.

Today, Bill's company completes over 2 million interviews annually for its Longwoods Travel USA[®] syndicated research program. It has conducted research for a number of major brands, such as *New York: I ♥ NY*; *USA: You've Seen the Films, Now Visit the Set*; *Hawaii: The Islands of Aloha*; *Maui: The Magic Isle*; *Colorado: Mountains and Much More*; *New Orleans: Come Join the Parade*; *Vail: Think Summer, Think Vail*; *Washington DC: The American Experience*.

His work has been cited in broadcast and print media around the world, including the *New York Times*, *USA Today*, *Newsweek*, the *Christian Science Monitor*, the *Puerto Rico Herald*, and *The Times of London*. He has been invited to speak at many industry functions, such as state governor's conferences, The Brookings Institution, the International Association of Convention & Visitors Bureaus, the National Tour Association, the Travel & Tourism Research Association, the U.S. Economic Development Administration, the American Marketing Association, the Advertising Research

Foundation, and the European Society for Opinion and Marketing Research.

Bill has served on boards for the Travel & Tourism Research Association, Georgia Tech, Waterloo University, and Ryerson University, and was appointed Honorary Citizen of New Jersey by Governor Florio. He is currently completing his forthcoming book, *Does Your Advertising Work? Case Studies in Marketing Accountability*, to be published by the Association of National Advertisers, New York.

WORDS ABOUT THE FUTURE:

The most dramatic shift in travel research at this time is the huge movement away from traditional survey research methodologies such as telephone and mail interviews to the Internet. This is not unique to travel and tourism, but rather is the defining trend in market research generally. In 2007, my company has migrated its syndicated Longwoods Travel USA[®] study from mail panel, where we have conducted 200,000 interviews annually for over fifteen years, to online panel, with over 2 million interviews each year. The key benefits include unprecedented sample size, rapid turnaround, flexibility, interactivity, and greater respondent engagement.

and variables are being controlled. The experimental method is very hard to use in tourism research because of the difficulty of holding variables constant. Tourism researchers have no physical laboratory in which to work. However, it is possible for resort areas to run advertising experiments or pricing experiments or to develop simulation models to aid in decision making. Such test marketing is being conducted successfully; and as time passes, we will see the experimental method being used more and more.

WHO DOES TRAVEL RESEARCH?

Many organizations use and conduct travel research. The types of firms and organizations that engage in travel research include government, educational institutions, consultants, trade associations, advertising agencies, media, hotels and motels, airlines and other carriers, attractions, and food service organizations.

Government

The federal government has been a major producer of travel research over the years. The Office of Travel and Tourism Industries, in the U.S. Department of Commerce, conducts studies on international visitors, focusing on both marketing information and



D. K. Shifflet & Associates Ltd.'s (DKSA) mission is to increase their clients' success through superior development and application of reliable market intelligence. Here, David Sheatsley, Executive Vice President, explains the DKSA research model, which utilizes both mail and online panels weighted and balanced with US Census data. *Photo courtesy of D. K. Shifflet & Associates Ltd.*

economic impact. State and local governments also employ travel research to assist in making marketing and public policy decisions. Examples are studies of highway users, the value of fishing and hunting, the economic impact of tourism in various geographic areas, inventories of tourism facilities and services, tourism planning procedures, and visitor characteristics studies. In other countries, research inaugurated by the official tourism organization of a state or country often has very significant ramifications for tourism development and promotion. Research done in Australia, Canada, Mexico, England, Spain, France, Poland, and Croatia has been outstanding.

Educational Institutions

Universities conduct many travel research studies. The chief advantage is that the studies are usually conducted by trained professionals without bias. Many of the studies have contributed greatly to the improvement of travel research methods. Institutions of higher learning, particularly universities with departments of hotel and restaurant management, hospitality management, and tourism, have a vital need for such information. Such educational organizations are concerned with the teaching of tourism or related subjects and need the most-current available research findings to do an effective teaching job. Research is also needed by such academic departments as geography, fisheries and wildlife, resource development, park and recreation resources, and forestry. All these departments have an interest in the effect on the environment because of the use of the natural landscape for recreation and tourism.

Many departments of universities are qualified to accomplish pure research or applied research in tourism. Bureaus of business and economic research are often active in this field. An example is the research accomplished by the Business Research Division of the University of Colorado at Boulder. This organization has published many tourism research findings, bibliographies, and ski industry studies. Departments of universities that can be helpful include psychology, sociology, economics, engineering, landscape architecture and urban planning, management, hotel and restaurant administration, theater, home economics, human ecology, forestry, botany, zoology, history, geography, and anthropology.

Consultants

Numerous organizations specialize in conducting travel research on a fee basis for airlines, hotels, restaurants, ski areas, travel agents, resorts, and others. Consultants offer the service of giving advice in the planning, design, interpretation, and application of travel research. They also provide the service of conducting all or a part of a field investigation for their clients.

The primary advantage of consultants or consulting firms is that they are well trained, experienced specialists who have gained their experience by making studies

for many different clients. They also provide an objective outsider's point of view, and they have adequate facilities to undertake almost any job. The disadvantage of consultants is that of any outsider: the lack of intimate knowledge of the internal problems of the client's business; however, management can provide this ingredient. Many travel firms with their own research departments find it advantageous to use consultants or a combination of their own internal staff and consultants.

Many well-known firms specialize in travel research. A few of these are Opinion Research Corporation; Davidson-Peterson Associates; Economics Research Associates; Gallup Organization; Arthur D. Little; Midwest Research Institute; TNS; Yesawich, Peppardine, Brown, and Russell; SDR, Inc.; Ipsos-Reid (formerly the Angus Reid Group); Leisure Trends; D. K. Shifflet and Associates; Longwoods International; Menlo Consulting Group; IPK International; Dean Runyan Associates; Ruf Strategic Solutions; Smith Travel Research; and Simmons Market Research Bureau.

An example of a syndicated service is one offered by the Menlo Consulting Group in Palo Alto, California, called TravelStyles, which provides research on the U.S. market for international travel. It is a source of information on travel trends, market segments, and the changing preferences of Americans who travel outside the country.



TNS (formerly Plog/NFO) is another leading tourism research firm with over twenty five years of industry experience doing transportation, travel, hospitality, and leisure research. Show here are Stephan Mayer, Senior Project Director, and Richard Cain, Vice President and Account Executive. TNS is a strong supporter of the Travel and Tourism Research Association (TTRA), and Richard Cain will serve as TTRA president in 2008–2009. *Photo courtesy of the Travel and Tourism Research Association.*

Trade Associations

Extensive travel research is conducted by trade associations. The trade association often provides facilities for carrying on a continuous research service for its members, particularly in the area of industry statistics. Many associations have excellent Internet sites and make their data available to the public.

Advertising Agencies

Today, advertising agencies typically maintain extensive research departments for both their own and their clients' needs. The agency must have basic facts if it is to develop an effective advertising campaign for its travel client in today's rapidly changing world. Advertising agencies that have been leaders in travel research are Ogilvy and Mather Worldwide; J. Walter Thompson; BBDO Worldwide; Foote, Cone and Belding; Leo Burnett; and DDB Worldwide.

Media

Trade journals often conduct outstanding tourism research. *Travel Weekly's* annual issue on the U.S. Travel Industry is an example of good media research. Consumer magazines have also been active producers of travel research. *Time*, *U.S. News & World Report*, *Newsweek*, *Better Homes and Gardens*, *National Geographic*, *New Yorker*, *Sunset*, *Southern Living*, *Sports Illustrated*, *National Geographic Traveler*, and *Travel Holiday* are all known for their travel research.

Hotels and Motels

Hotels and motels constantly use current research findings concerning their markets, trends in transportation, new construction materials, management methods, use of electronic data processing, human relations techniques, employee management, advertising, food and beverage supplies and services, and myriad other related information.

Airlines and Other Carriers

Airlines and other carriers offer services designed for the business and vacation traveler. Because of their needs and the importance of research to their operations, airlines and other carriers will usually have their own market research departments to conduct ongoing studies of their customers and the market. They are also frequent employers of outside consultants.

Attractions

The most ambitious private attractions in the country are the major theme parks, and research has played a major role in the success of these enterprises. That research has run the gamut from feasibility studies to management research. Walt Disney's thinking still dominates the industry. The Disney formula of immaculate grounds, clean and attractive personnel, high-quality shops, tidy rest rooms, and clean restaurants is still the consumers' preference today. Research shows that if attractions are not clean, they are not likely to be successful.

Food Service

Much of the pioneering work in the use of research by restaurants has been done by franchises and chains because what will work in one location will typically work in others, resulting in a large payoff from funds invested in research. All travel firms, whether they are restaurants, airlines, hotels, or other hospitality enterprises, need to be in touch with their markets and find new and better ways of marketing to sell seats, increase load factors, and achieve favorable occupancy ratios.

THE STATE OF THE ART

Early tourism research was criticized for being too descriptive and lacking rigor. Today, travel research runs from simple fact gathering to complex mathematical models. Tourism researchers utilize virtually every quantitative and qualitative technique available. An examination of tourism research studies reveals that multidimensional scaling (MDS), conjoint analysis, correspondence analysis, cohort analysis, structural equation modeling (SEM), linear structural relationships (LISREL), analysis of variance (ANOVA), analysis of covariance (ANCOVA), multivariate analysis of variance (MANOVA), discriminant analysis, factor analysis, canonical correlation, cluster analysis, least squares, time series, repertory grid scaling, chi-square, multiple regression, simulation models, diary panels, case studies, content analysis, focus groups, word association, and ethnographic research techniques are in use by tourism researchers today.

Journals

The *Journal of Travel Research* was the first scholarly journal published in the tourism research field in North America in 1972. It was soon followed by the *Annals of*

Tourism Research in 1973. Prior to 1972, only five journals related to tourism existed. These were:

Tourism Review, which was the first tourism journal and was first published in 1946 by the International Association of Scientific Experts in Tourism (AIEST) in St. Gallen, Switzerland

Turizam (now *Tourism*), first published in Croatia in 1956

World Leisure Journal, first published by World Leisure in 1958

The Cornell Hotel and Restaurant Administration Quarterly, first published by Cornell University in 1960

Journal of Leisure Research, first published by the National Recreation and Park Association in 1968

Since then, there has been a virtual explosion of tourism and tourism-related journals. In a paper presented by Dr. James Petrick, Texas A&M University, at the 2005 Travel and Tourism Research Association conference in New Orleans titled "Examining Tourism Knowledge Development from Journal Topics," the authors identified 150 tourism-related journals in the English language. Journals have become more specialized over the years and now draw contributions from almost every discipline. Academic journals are the research showcase of a field. Journals present new findings, new discoveries, and track the development of the field. Continued growth in the number of journals is predicted.

Electronic Communications

Electronic communications have facilitated tourism research, and this area will continue to expand in the future. Currently, the most prominent tourism research bulletin board is TRINET. All tourism researchers owe Professor Pauline Sheldon at the University of Hawaii a huge debt of gratitude for establishing this electronic bulletin board, where hundreds of tourism researchers, both academic and practitioners, have the opportunity to exchange views, explore issues, and request help in research. Because of electronic communications, colleagues across the world are collaborating on research today.

CIRET

The International Center for Research and Study on Tourism (CIRET), in France, maintains the largest database on tourism in the world. Their Research and Documentation Center collects, catalogs, annotates, and distributes published tourism, leisure, outdoor recreation, and hospitality literature from around the world. Currently, their Documentation Center contains 137,320 documents, including articles from 107 journals. These documents are classified by theme and by country. Visit CIRET's Web site at <http://www.ciret-tourism.com> to see their thesaurus and geographical index.

In addition, databases are maintained on research centers, researchers, publishers, and congress calendars. The site lists over 667 research centers located in 102 countries and 3665 researchers in 114 countries. Over 250 publishers are listed.

Dr. Rene Baretje-Keller, president of CIRET, makes its services available free to researchers and students in order to encourage networking among the global research community.

TRAVEL AND TOURISM RESEARCH ASSOCIATION

The Travel and Tourism Research Association (TTRA) is an international organization of travel research and marketing professionals devoted to improving the quality, value, scope, and acceptability of travel research and marketing information. The association is the world's largest travel research organization, and its members represent all aspects of the travel industry, including airlines, hotels, attractions, transportation companies, media, advertising agencies, government, travel agencies, consulting firms, universities, students, and so on.

TTRA's mission is to be the global leader in advocating standards and promoting the application of high-quality travel and tourism research, planning, management, and marketing information, with the following specific objectives:

- To serve as an international forum for the exchange of ideas and information among travel and tourism researchers, marketers, planners, and managers
- To encourage the professional development of travel and tourism researchers, marketers, planners, and managers
- To facilitate global cooperation between producers and users of travel and tourism research
- To promote and disseminate high-quality, credible, and effective research to the travel and tourism industry
- To foster the development of travel and tourism research and related curricula in institutes of higher education
- To advocate the effective use of research in the decision-making process of professionals in the travel and tourism industry

TTRA has chapters in Europe, Canada, and the United States in the central states, Florida, Texas, the western states, the Southeast, Hawaii, the south-central states, and the Northeast. TTRA contributes to the publication of the *Journal of Travel Research*, the TTRA newsletter, annual conference proceedings, and other special publications. TTRA has an extensive awards program that recognizes excellence and encourages professional development of researchers, marketers, planners, and students involved in the travel and tourism industry. Those wishing further information on TTRA should visit the association's Web site at <http://www.ttra.com>.

SUMMARY

Travel research provides the information base for effective decision making by tourism managers. Availability of adequate facts allows managers to develop policy, plan, operate, and control more efficiently and decreases risk in the decision-making process.

Useful travel research depends on precise identification of the problem; a thorough situation analysis supplemented by an informal investigation of the problem; careful research design; and meticulous collection, tabulation, and analysis of the data. The researcher must also present a readable written report with appropriate recommendations for action and then follow up to ensure that the recommendations are actually implemented so that results can be achieved.

The research itself may use secondary (preexisting) data or require collection of primary data (original research). Primary data may be gathered by survey—personal interview, mail, or telephone surveys—or by the observational and experimental methods. Numerous organizations and agencies use and conduct travel research. The Travel and Tourism Research Association is the world's largest tourism research organization.

KEY CONCEPTS

basic research methods
decision making
experimental method
feasibility studies
focus groups
information surveys

measurement
meta-analysis
observational method
primary data
secondary data
sources of information

Travel and Tourism Research
Association
travel research process
uses of travel research

INTERNET EXERCISES

The Internet sites mentioned in this chapter plus some selected additional sites are listed for your convenience on the companion Web site for this book, www.wiley.com/college/goeldner.

Activity 1

Site Name: National Laboratory for Tourism and eCommerce

URL: <http://tourism.temple.edu>

Background Information: The primary mission of the National Laboratory for Tourism and eCommerce is to foster quality inter- and multidisciplinary research in the varied aspects of tourism.

Exercise

1. Discuss how the laboratory supports its research mission.

ACTIVITY 2

Site Name: Travel and Tourism Research Association (TTRA)

URL: <http://www.ttra.com>

Background Information: TTRA is an international association of travel research and marketing professionals devoted to improving the quality, value, scope, and acceptability of travel research and marketing information.

Exercises

1. What resource links does TTRA list?
2. What conferences does TTRA hold?

ACTIVITY 3

Site Name: International Center for Research and Study on Tourism

URL: <http://www.ciret-tourism.com>

Background Information: CIRET is the leading database for tourism research, individual tourism researchers, and tourism research centers.

Exercises

1. How many researchers are listed in the site's *Encyclopedia of Worldwide Tourism Research*?
2. How many research centers?
3. How many publishers?

 **QUESTIONS FOR REVIEW AND DISCUSSION** 

1. What does a situation analysis cover?
2. What problems can travel research solve?
3. When should you use primary data? Secondary data?
4. What are the basic research methods?
5. What are the strengths and weaknesses of focus groups?
6. Why would you choose survey research over focus groups?
7. Why are research findings so important to intelligent decision making?
8. If you were director of a major city's convention and visitors bureau, how would you use travel research?
9. As a consultant, you are researching the feasibility of a new resort hotel project. What procedures would you use, step by step?
10. How would a resort developer use a consultant's report when the report is completed? Once the resort is built, does the manager need further research?
11. What methods could be used by a state tourist office to survey out-of-state visitors?
12. Should a state tourist office conduct its own research or hire an outside supplier? Why?

CHAPTER 19

Tourism Marketing

LEARNING OBJECTIVES

- Become familiar with the marketing mix and be able to formulate the best mix for a particular travel product.
- Appreciate the importance of the relationship between the marketing concept and product planning and development.
- Understand the vital relationship between pricing and marketing.
- Know about distribution systems and how this marketing principle can best be applied to a variety of travel products.
- Be able to do market segmentation to plan a marketing program for the business you are the most interested in.
- Demonstrate the linkage between tourism policy and tourism marketing.



The Statue of Liberty is an internationally recognized tourism icon that greatly enhances market awareness of New York City—and the entire United States—as a travel destination. *Photo courtesy of New York State Division of Tourism.*

INTRODUCTION

Tourism marketing is:

- The State of New York creating a tourism promotion fund, developing a marketing plan, and creating an advertising campaign around the theme “I Love New York”
- Marriott International segmenting its lodging product into many brands
- United Air Lines offering different classes of service, supersaver fares, and Mileage Plus; advertising the “friendly skies”; developing a logo; adding new routes and schedules; using their own reservation system and travel agents; and working with tour groups
- Using blogs, wikis, mobile marketing, podcasting, RSS, and social media

Marketing includes all of the above and much more. Marketing has been defined in a variety of ways. The American Marketing Association defines it as “an organizational function and a set of processes for creating, communicating, and delivering value to customers and for managing customer relationships in ways that benefit the organization and its stakeholders.” Others have stated that marketing is the delivery of the standard of living to society. You are no doubt acquainted with the old adage “nothing happens until somebody sells something.”

Most people have little idea what marketing is all about and would probably say that it has something to do with selling or advertising. However, marketing is a very broad concept, of which advertising and selling are only two facets. Marketing is goal oriented, strategic, and directed. It both precedes and follows selling and advertising activities. Marketing is the total picture in getting goods and services from the producer to the user.

Unfortunately, the term *marketing* often conjures up unfavorable images of used-car salespeople, TV furniture advertisers, high-pressure selling, and gimmicks, leading to the perception of marketing in terms of stereotypes. In fact, marketing plays a critical role in all organizations whether they are nonprofit educational institutions, tourist resorts, or manufacturers. The role of marketing is to match the right product or service with the right market or audience.

Marketing is an inevitable aspect of tourism management. Marketing can be done effectively and well, with sophistication, or it can be done poorly in a loud, crass, intrusive manner. The goal of this chapter is to discuss the basic elements of marketing so that it can be done effectively, with style, and with a favorable economic impact.

MARKETING CONCEPT

The heart of good marketing management today is the **marketing concept**, or a **consumer orientation**. Tourism organizations that practice the marketing concept find out what the consumer wants and then produce a product that will satisfy

those wants at a profit. The marketing concept requires that management thinking be directed toward profits rather than sales volume.

Assume that you are going to develop a new major resort area. This is a difficult exercise in planning that requires that the designs that are developed be based on how consumers view the product. One of the first steps is to employ the marketing concept and do research to understand the consumers' (the market's) needs, desires, and wants. Designers of products and consumers of products often perceive them differently. Architects, for example, may see a hotel in terms of such things as space utilization, engineering problems, and design lines or as a monument; consumers may see the hotel as a bundle of benefits—as being attractive, as offering full service and outstanding food, as having recreational facilities, and so on. Once consumer views are determined, the task is to formulate strategic marketing plans that match the resort and its market. In today's competitive environment where consumers have choices, firms need to employ the marketing concept.

THE MARKETING MIX

The marketing program combines a number of elements into a workable whole—a viable, strategic plan. The tourism marketing manager must constantly search for the right **marketing mix**—the right combination of elements that will produce a profit. The marketing mix is composed of every factor that influences the marketing effort.

1. **Timing.** Holidays, high season, low season, upward trend in the business cycle, and so on, must be considered.
2. **Brands.** The consumer needs help in remembering your product. Names, trademarks, labels, logos, and other identification marks all assist the consumer in identifying and recalling information about your product.
3. **Packaging.** Although tourism services do not require a physical package, packaging is still an important factor. For example, transportation, lodging, amenities, and recreation activities can be packaged and sold together or separately. Family plans or single plans are other forms of packaging.
4. **Pricing.** Pricing affects not only sales volume but also the image of the product. A multitude of pricing options exist, ranging from discount prices to premium prices.
5. **Channels of distribution.** The product must be accessible to the consumer. Direct selling, retail travel agents, wholesale tour operators, or a combination of these methods all comprise distribution channels that must be developed.
6. **Product.** The physical attributes of the product help to determine its position against the competition and provide guidelines on how to best compete.

7. **Image.** The consumer's perception of the product depends to a great extent on the important factors of reputation and quality.
8. **Advertising.** Paid promotion is critical, and the questions of when, where, and how to promote must be carefully considered.
9. **Selling.** Internal and external selling are essential components for success, and various sales techniques must be incorporated in the marketing plan.
10. **Public relations.** Even the most carefully drawn marketing plan will fail without good relations with the visitors, the community, suppliers, and employees.
11. **Service quality.** Outstanding service is necessary to have satisfied customers and repeat business.
12. **Research.** Developing the right tourism marketing mix depends in large part on research.

The preceding list makes it obvious that the marketing manager's job is a complex one. Using knowledge of the consumer market and the competition, the marketing manager must come up with the proper marketing mix for the resort, attraction, or other organization. The marketing manager's job begins with planning to allow direction and control of the foregoing factors.

The many elements in the marketing mix have been defined most frequently as "**the four Ps**," a term popularized by E. Jerome McCarthy, coauthor of *Basic Marketing*¹ and *Essentials of Marketing*.² While the four Ps are an oversimplification, they do provide a neat, simple framework in which to look at marketing and put together a marketing program. The four Ps are **product, place, promotion, and price**. The product includes not only the actual physical attributes of the product but also product planning, product development, breadth of the line, branding, and packaging. Planning the product should consider all these aspects in order to come up with the "right" product.

Place is really concerned with distribution. What agencies, channels, and institutions can be linked together most effectively to give the consumer easy access to the purchase of your product? Where is the "right" place to market your product?

Promotion communicates the benefits of the product to the potential customers and includes not only advertising but also sales promotion, public relations, and personal selling. The "right" promotional mix will use each of these promotional techniques as needed for effective communication.

Price is a critical variable in the marketing mix. The "right" price must both satisfy customers and meet your profit objectives.

Mill and Morrison³ have added another "three Ps" that they believe are particularly relevant to tourism. *Programming* involves special activities, events, or other types of

¹William D. Perreault, Jr., and E. Jerome McCarthy, *Basic Marketing*, 14th ed. (Boston: McGraw-Hill, 2002).

²E. Jerome McCarthy and William D. Perreault, Jr., *Essentials of Marketing*, 6th ed. (Burr Ridge, IL: Irwin, 1994).

³Robert C. Mill and Alastair M. Morrison, *The Tourism System*, 4th ed. (Dubuque, IA: Kendall/Hunt, 2002).

programs to increase customer spending or to give added appeal to a package or other tourism service. As noted in Chapter 15, tourism policy views programs as a strategic consolidation of a range of different activities designed to ensure a clear focus for development and marketing efforts.

The second of the additional three Ps concerns *people*. This P is intended to stress that tourism is a “people business”—that we must not lose sight of the importance of providing travel experiences that are sensitive to the human side of the visitor as well as to the functional requirements.

The final P is defined as *partnership*. This highlights the high degree of interdependency among all destination stakeholders, as well as the need for alliances and working relationships that build a cooperation—sometimes with competitors as well as colleagues. Edgell’s concept of cooptation, discussed in Chapter 15, captures the value of partnership in a unique way.

Product Branding

A fundamental concept in traditional marketing is that of the product **brand**: “a distinguishing name and/or a symbol (such as a logo, trademark, or package design) intended to identify the goods or services of one seller, or groups of sellers, and to differentiate those goods or services from competitors who would attempt to provide products that appear to be identical.”⁴

Recently, tourism marketers have been attempting to “brand” their destinations. While the approach has considerable potential, the transference of its application from traditional products and services to the tourism setting is not without its difficulties.

One particularly useful transference of branding from products to tourism destinations postulates that “place branding” performs four main functions.⁵ First, destination brands serve as “communicators,” where brands represent a mark of ownership and a means of destination differentiation that is manifested in legally protected names, logos, and trademarks. Second, they provide an image for the destinations, which is characterized by a set of associations or attributes to which consumers attach personal value. Third, brands serve as “value enhancers” that create brand equity for the destination in the form of improved streams of future income. Finally, a destination brand can be viewed as possessing a personality that enables it to form a relationship with the visitor.

⁴D. A. Aaker, *Managing Brand Equity: Capitalizing on the Value of a Brand Name* (New York: Free Press, 1991).

⁵Graham Hankinson, “Relational Network Brands: Towards a Conceptual Model of Place Brands.” *Journal of Vacation Marketing*, Vol. 10, No. 2 (2004), pp. 109–121.



Tourism icons, such as the Golden Gate Bridge in San Francisco, can be used to promote travel to a given location. Not all icons are bridges or statues, however. For example, the Southern Belle of Mississippi is an enduring symbol of southern hospitality. *Golden Gate Bridge* photo by Robert Holmes; courtesy of the California Division of Tourism. *Southern Belle* photo courtesy of the Mississippi Department of Community Development/Division of Tourism Development.

“Virginia Is for Lovers” is a destination branding tagline that has proven to be very successful, demonstrating the value of sticking with a successful theme over the long term. *Photo courtesy of Washington, D.C., and the Capital Region, USA.*



 GLOBAL INSIGHT 

Emerging Markets

As the name implies, emerging markets are those that are beginning to be recognized for their significance to tourism. Currently both China and India are starting to establish themselves as major new markets of the future. While both countries have had large populations for many years, it is only since the beginning of the twenty-first century that their sustained economic growth has created large numbers of individuals with sufficient income and education to support the growing desire to see the world. Indeed, the number of potential travelers from both of the countries

is staggering when examined in relation to the capacity of traditional destinations and transportation systems. One of the greatest challenges facing the world's tourism industry will be to develop the facilities to meet the demands from these two emerging markets.

DISCUSSION QUESTIONS

1. What does the UNWTO predict will happen with China and India tourism markets?
2. What other countries are emerging as strong tourism markets?

Product Planning and Development

The objective of most firms is to develop a profitable and continuing business. To achieve this objective, companies must provide products and services that satisfy consumer needs, thereby assuring themselves of repeat business. **Product planning** is an essential component in developing a profitable, continuing business and has frequently been referred to as the “five rights”—planning to have the right product, at the right place, at the right time, at the right price, in the right quantities.

A product is much more than a combination of raw materials. It is actually a bundle of satisfactions and benefits for the consumer. Product planning must therefore be approached from the consumer's point of view. Creating the right service or product is not easy: Consumer needs, wants, and desires are constantly changing, and competitive forces typically carry products through a **life cycle**, so that a product that is successful at one point declines and “dies” at a later time.

Figure 19.1 shows the phases that a new product goes through from inception to decline: (1) introduction, (2) growth, (3) maturity, (4) saturation, and (5) decline. Because of the rapidly changing consumer lifestyles and technological changes, the life cycle for products and services has become shorter, but the product life cycle remains a useful concept for strategic planning. Each stage of the product life cycle has certain marketing requirements.

Introduction

The introductory phase of the product's life cycle requires high promotional expenditures and visibility (the most productive time to advertise a product or service is

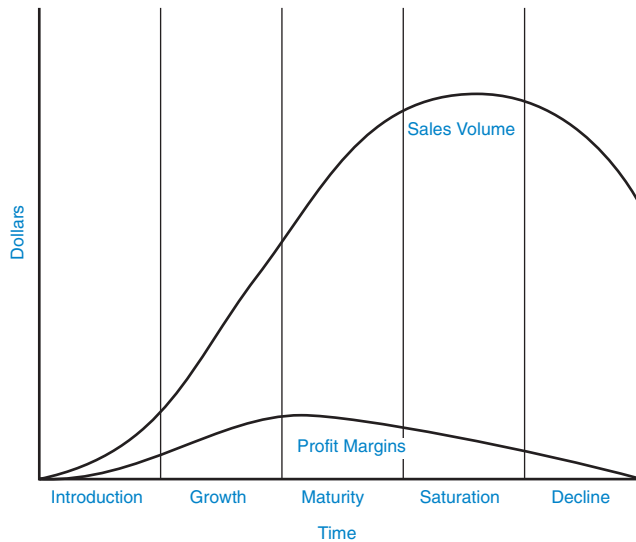


Figure 19.1 Product life cycle.

when it is new). Operations in this period are characterized by high cost, relatively low sales volume, and an advertising program aimed at stimulating primary demand; in this stage of the life cycle, there will be a high percentage of failures.

Growth

In the growth period, the product or service is being accepted by consumers. Market acceptance means that both sales and profits rise at a rapid rate, frequently making the market attractive to competitors. Promotional expenditures remain high, but the promotional emphasis is on selective buying motives by trade name rather than on primary motives to try the product. During the growth stage, the number of outlets handling the product or service usually increases. More competitors enter the marketplace, but economies of scale are realized and prices may decline some.

Maturity

The mature product is well established in the marketplace. Sales may still be increasing, but at a much slower rate; they are leveling off. At this stage of the product's life cycle, many outlets are selling the product or service; they are very competitive, especially with respect to price, and firms are trying to determine ways to hold on to their share of the market. The ski resort is an excellent example of a mature product. After years of spectacular growth, sales are now leveling off, and the resorts are looking for ways to hold market share and diversify.

Saturation

In the saturation stage, sales volume reaches its peak: The product or service has penetrated the marketplace to the greatest degree possible. Mass production and new technology have lowered the price to make it available to almost everyone.

Decline

Many products stay at the saturation stage for years. However, for most products, obsolescence sets in, and new products are introduced to replace old ones. In the decline stage, demand obviously drops, advertising expenditures are lower, and there is usually a smaller number of competitors. While it is possible for a product to do very well in this stage of the product life cycle, there is not a great deal of comfort in getting a larger share of a declining market. Hot springs resorts are a good example of a tourist product in the decline stage. These facilities, at their peak in the 1920s, are no longer the consumer's idea of an "in" place to go.

Pricing

One of the most important marketing decisions is the **pricing** decision. Price determines how consumers perceive the product and strongly affects other elements of the marketing mix.

Firms have a choice of three strategies in pricing their products. First, they may decide to sell their product at the market price, which is the same price that everyone else charges. They then compete on nonprice terms. Selling at a price equal to competitors' tends to prevent price cutting and protect margins, and customers are not driven away by price. However, because there is no price individuality, there can be no price demand stimulation.

Second, firms may decide to price below the current market price. Firms that adopt such a discount policy are trying to create the reputation of having the lowest prices and underselling all competitors. To be successful, such firms must make sure that demand is elastic; otherwise, they will gain only at the expense of their competitors and start a price war. This pricing strategy is more successful when it is based on the elimination of services. Motel 6, for example, took its name from its original \$6-a-night charge and built its network on a no-frills philosophy. Today it is one of the top budget chains in the United States.

The third approach is to charge above-market prices. Premium pricing strategy must be coupled with the best service in the industry and other features and amenities to make this higher price attractive. Such an approach emphasizes quality, which many consumers think is a function of price; provides higher margins; generates more revenue for promotion; and makes better service possible. However, premium pricing reduces volume, raises overhead costs, and encourages substitution. Nevertheless,



Southwest Airlines is well known for its low airfares, but they also have a reputation for going out of their way to deliver fun service to keep customers happy. *Photo courtesy of Southwest Airlines.*

numerous tourism firms successfully use this approach, including the Ritz-Carlton (winner of the U.S. Malcolm Baldrige National Quality Award in 1992 and 1999), Fairmont, Hyatt, Marriott, and Westin hotels.

Some firms choose to employ two or three pricing strategies and develop a product to appeal to consumers in each market segment. The lodging industry began employing this strategy in the last decade. Ramada, Choice, Marriott, Hilton, and others have developed products to appeal to a broad range of market segments. The tourism marketing manager must consider the following factors that influence price policies.

- 1. Product quality.** The quality of the product really determines the price-value relationship. It is common sense that a product that offers greater utility and fills more consumer needs than a competitive product can command a higher price.
- 2. Product distinctiveness.** A staple or standard product with no distinctive features offers little or no opportunity for price control. However, a novel and different product may be able to command higher prices. The Hyatt Corporation, for example, features lobby atriums; this attractive novelty combined with excellent service and facilities makes it possible for the Hyatt Hotels to command higher prices.
- 3. Extent of the competition.** A product that is comparable to competitors' products must be priced with the competitors' prices in mind. The product's price to some extent determines its position in the market.

4. **Method of distribution.** The price of the product must include adequate margins for tour operators, travel agents, or the company's own sales force.
5. **Character of the market.** It is necessary to consider the type and number of possible consumers. If there is a small number of consumers, then the price must be high enough to compensate for a limited market. However, one must also consider the ability of consumers to buy and their buying habits.
6. **Cost of the product and service.** It should be obvious that price must exceed cost over the long run or else the business will not survive. Both cost and market conditions should serve as guides to pricing.
7. **Cost of distribution.** Distribution costs must also be included in the pricing equation. Unfortunately, in many cases they are much more difficult to estimate than other costs.
8. **Margin of profit desired.** The profit margin built into the price of the product must be more than returns realized on more conventional investments in order to compensate for the risk involved in the enterprise.
9. **Seasonality.** Most tourism products are affected by seasonality because of school-year patterns and vacation habits; consequently, the seasonal aspects must be considered in developing prices.
10. **Special promotional prices.** Many times it is good strategy to offer introductory prices and special one-time price offers to acquaint consumers with your product. However, these must be carefully planned so that they fill the proper intent and do not become a regular discount price.
11. **Psychological considerations.** Throughout our economy we see psychological pricing employed, usually using prices that are set in odd amounts, such as 19¢, 99¢, \$19.95, or \$29.99. Consumers respond well to odd pricing, and there seems to be something particularly magical about prices that end in nine.

Price Skimming

When a new product or service is introduced, two pricing philosophies prevail: **price skimming** and **penetration pricing**. A price-skimming strategy sets the price as high as possible. No attempt is made to appeal to the entire market. The price is set to appeal only to the top of the market; consequently, this approach is frequently called skimming the cream. The strategy is to sell the product to as many consumers as possible at this price level; then, as either buyer resistance or direct competition develops, the seller will lower prices step by step. This approach typically results in higher profits and more rapid repayment of development and promotion costs. It also tends to invite competition. Skimming is appropriate when the product or service has the following characteristics: (1) price inelasticity, (2) no close substitutes, (3) high promotion elasticity, and (4) distinct market segments based on price.

Penetration Pricing

The opposite approach to price skimming is market penetration, in which the seller attempts to establish the price of the product as low as possible to penetrate the market as completely as possible. A low price makes the product available to as many income levels as possible, and the sellers are likely to establish a large market share quickly. When penetration pricing is used, this introductory price tends to become the permanent price of the product. It results in a slower recovery of fixed costs and requires a greater volume to break even. The factors that would recommend a penetration-pricing approach would be: (1) high price elasticity, (2) large savings from high-volume production (economies of scale), and (3) an easy fit of the product into consumer purchasing patterns.

Place (Distribution)

Another difficult decision for the marketing manager concerns what distribution channel or channels will be used. The distribution decisions affect the other elements of the marketing mix, and in the best marketing mix all aspects will be compatible with one another. Chapter 7 contains a description of the travel distribution system.

Channels of distribution are selected by: (1) analyzing the product, (2) determining the nature and extent of the market, (3) analyzing the channels by sales, costs, and profits, (4) determining the cooperation you can expect from the channel, (5) determining the assistance you will have to give to the channel, and (6) determining the number of outlets to be used. For example, if you want intensive distribution, exposing your product to maximum sale, you will use many travel agents. In contrast, with an exclusive distribution policy, you would sell your product through one or a few agents who would have the sole right to sell your product or service in a given area.

Promotion

The aim of **promotion** activities is to create demand for a product or service. *Promotion* is a broad term that includes advertising, personal selling, public relations, publicity, and sales promotion activities such as familiarization tours, giveaways, trade shows, point of purchase, and store displays.

To sell the product, it is necessary to: (1) attract attention, (2) create interest, (3) create a desire, and (4) get action. Either personal selling or advertising can carry out all of these steps in the selling process; however, the two used together tend to be much more powerful. Advertising is ideally suited to attract attention and create interest in the products and services. Personal selling is best suited to creating desire and conviction on the part of the customer and to closing the sale. Advertising and personal selling are even more effective when supplemented by publicity and sales promotion activities. Familiarization tours (or "fam tours," as they are commonly called)



Not all promotion/advertising is on a billboard, in a newspaper, or on your large-screen television. Shown here is the state of New Mexico's automobile license plate: intense red numbers on a brilliant yellow background. This format provides thousands of in-state "impressions" every day for the "Land of Enchantment." *Photo courtesy of New Mexico Tourism Department.*

are a form of promotion of particular importance in the travel industry. Travel agents and other persons who influence travel decisions are invited on a "famtour" in order to become more knowledgeable about the destination.

Advertising

Advertising has been defined as any nonpersonal presentation of goods, ideas, or services by an identified sponsor. In travel marketing, these paid public messages are designed to describe or present a destination area in such a way as to attract consumers. This can be done through the use of the major advertising media such as newspapers, magazines, direct mail, television, outdoor, or radio. Effective advertising gains the attention of the prospective visitor, holds the attention so the message can be communicated, and makes a lasting positive impression on the prospect's mind.

Each advertising medium has advantages and disadvantages. A key decision in developing promotional strategy is to select the right medium to maximize advertising expenditure. To assist in media selection, turn to Standard Rate and Data Service (SRDS), 1700 Higgins Road, Des Plaines, IL 60018. SRDS publications contain advertising rates and other media information required to make intelligent decisions. The advantages and disadvantages of the major media are as follows.

Newspapers

Newspapers give comprehensive coverage of a local market area, are lower in cost than other media, are published frequently, are flexible (short lead time) and timely,

have a wide audience, and get a quick response. Most newspapers have travel sections. The major disadvantages are low printing quality and short life.

Direct Mail

Although mail costs have increased rapidly, direct mail is one of the most important advertising methods for tourism enterprises. It is the most personal and selective of all the media; consequently, it is the most effective medium in minimizing waste circulation. Direct mail gets the message directly to the consumers that one wishes to contact. Direct-mail advertising is self-testing when it asks for a response.

The critical problem with direct mail is obtaining and maintaining the right mailing lists. Many types of lists are commercially available through firms specializing in this activity. (One source of such information is Standard Rate and Data Service.)

For the tourism industry, previous visitors comprise the most important mailing-list sources. However, names and addresses must be correct, and the lists must be kept in ready-to-use form on a computer. Other good sources of prospects are the inquiry lists.

Internet

Although a relatively recent arrival on the advertising scene, Web sites have very rapidly established themselves as one of the most pervasive and most powerful means of directly communicating with individuals in the marketplace. They are particularly valuable to small and medium-size tourism operators, who in the past had difficulty conveying information regarding their products and services to their many potential customers. Care must be taken, however, to ensure a well-designed Web site. Because of the ease of access to Web sites, many firms assume that a simple listing of products and services is adequate. This is far from true. The growing sophistication of Web site marketers means that both innovation and functionality must be carefully built into a Web site for it to be successful.

Spending on Internet advertising has grown rapidly in recent years, making it a major medium that threatens to overtake outdoor advertising for the fourth place ranking in advertising expenditures. The shift to the Internet as an advertising medium is illustrated by the Colorado Tourism Office, which has moved approximately 30 percent of its advertising budget to the Internet. It is estimated by *eMarketer* that U.S. spending on Internet advertising will reach \$23.8 billion in 2008.

Television

Television presents both an audio and a visual message and comes as close to approximating personal selling as a mass medium can. Television requires minimal exertion on the part of listeners and is very versatile. However, television is not a flexible medium; commercials have a short life; and advertising on television is expensive relative to the costs of using other media. Nevertheless, despite television's expense, many destinations are using television and finding it very cost effective.

Frontier Airlines, a regional low-cost carrier headquartered in Denver, provides an excellent case study on creative advertising and branding.

Frontier's planes are unique in that they have animals painted on their tails. With this part of branding in place, Frontier launched an advertising campaign focusing on Frontier being "a whole different animal." The multimedia campaign covers TV, radio, print, and the Web. The constant message of Frontier is: Affordable fares; newer, more comfortable planes; wider seats; expanded legroom; and DIRECTV service. Try the airline with the animals on its tails.

© 2005 Frontier Airlines, Inc.



Magazines

The major advantage of magazines is their print and graphic quality. Other advantages are secondary readership, long life, prestige, and favorable cost per thousand circulation. Many special-interest magazines reach specialized market segments effectively, making it possible to target markets. Regional editions allow further selectivity, with a minimum of waste circulation. Some of the unfavorable characteristics of magazines are that they require long lead times and that changes cannot be made readily. Magazines also reach the market less frequently than do newspapers, radio, and television.

Radio

Radio has the advantage of outstanding flexibility and relatively low cost. While the warmth of the human voice adds a personal touch to the selling message, radio has the disadvantage that it presents only an audio message. Tourists driving in their automobiles are typically radio listeners, and many attractions find radio an excellent medium.

Outdoor Advertising

Outdoor advertising has been used with great success by many tourism organizations. It is a flexible, low-cost medium that reaches virtually the whole population. It has



This outdoor sign at Ayers Rock Resort in Australia features the resort's logo, reinforcing a branded image in the consumer's mind. *Photo by the author.*

made the Wall Drug Store in Wall, South Dakota, world famous. Outdoor advertising has the disadvantage that the message must be short; however, it does reach travelers. An additional problem is highway signing laws, which are making it more difficult to advertise tourism attractions.

Using an Advertising Agency

While promotion managers must know the fundamentals of marketing, advertising, personal selling, and public relations, the specialized skill and experience of an **advertising agency** can greatly increase business—and can do it profitably. An advertising agency will do the following:

1. Work with ideas in copy and layout. *Copy* is the term used to describe written messages; *layout* refers to the arrangement of copy, art, and pictures.
2. Advise on the choice of media to convey advertising messages, devising an organized and carefully worked-out plan using newspapers, magazines, radio, TV, guidebooks, posters, direct mail, postcards, folders, or other advertising media.
3. Conduct market analysis and research so that advertising efforts can be directed to the best prospects.

4. Assist in planning and carrying out a public relations program. The advertising program must be planned objectively by setting forth specific, achievable goals. The advertising agency can help to establish such goals. When seeking the services of an advertising agency, look at the agency's experience in promoting tourism, and check its past advertising campaigns and clients to determine the campaign's effectiveness.

The Advertising Budget

No magic formula exists for setting the advertising budget. How much to spend is always a perplexing question. Commonly used methods include a percentage of last year's sales, a percentage of potential sales, or the industry percentage. These methods are all flawed because advertising should create sales and cause things to happen, not react to what has happened in the past or in other companies. Consequently, the best method of setting advertising budgets is to determine the objectives to be performed and allocate the proper amount to reach these objectives.

Promoting a new tourist destination area will require more money than will promoting one with an established clientele. The specific amount to budget for advertising and sales promotion will depend on each situation. However, as a general rule, most resorts spend about 3 percent of sales on media advertising and about 3 percent on other sales promotion activities.

No matter what expenditures are, efforts should be made to coordinate the promotion program so it is consistent with the product offered and consumer expectations will be met. Word of mouth is the least expensive, most convincing form of personal advertising. A friendly and capable host encourages this type of communication. Visitors who are treated as very important persons will not only come back, they will recommend the area to their friends. All facilities, services, hospitality, and pricing policies must be directed to this one goal—a happy, satisfied visitor.

Research

Successful tourism marketing depends in large part on research. Tourism promotion efforts undirected by research are largely wasted effort. Unless the following characteristics are known, advertising expenditures cannot be productive.

1. Who are the present visitors, and where do they live?
2. What do you know about their likes and dislikes?
3. Who are your potential customers, and where do they live?
4. What are their travel and vacation preferences and interests?
5. What are your visitors' travel destination preferences?
6. What are your visitors' preferences for shopping and entertainment?
7. What is your competitive situation?

8. What are the trends in competition?
9. What are the likely future trends in your share of the market?
10. What are the prospects for increasing demand for your area?
11. What kind(s) of marketing program(s) do you need?
12. How will these programs be implemented?

Carefully review questions of this kind; adequate answers to them are obtained only through research.

Market research can be classified into three main categories: geographic market orientation (where present and potential visitors reside), demographic market orientation (age, sex, levels of education, income, population distribution, family status, and similar data), and psychographic market orientation (motivations, interest, hobbies, responsiveness to advertising, and propensity to travel). Guidance of the subsequent marketing program will rest largely on the results of such research, and the success of the marketing upon the adequacy of the research. See Chapter 18 for methods of conducting tourism research.

Personal Selling

Personal selling is the most-used and oldest method of creating demand. Because it is adaptable to the prospect, it is the most compelling and effective type of selling. In contrast to advertising, which is the impersonal component in the promotional mix, personal selling consists of individual, personal communication. The U.S. economy depends on salespeople; there are over 13 million people working in sales compared to about 500,000 working in advertising. In many companies, personal selling is the largest operating expense item, ranging from about 8 to 15 percent of sales. Expenditures for salespeople's compensation, expenses, training, and supervision and the cost of operating sales offices make management of the sales force an important task.

Personal selling is so widely used because it offers maximum flexibility. Sales representatives tailor their presentation to each individual customer. They can tell which approaches are working and which are not and adjust accordingly. Prospects can be identified so target market customers are approached and efforts are not wasted.

Counterbalancing these advantages is the fact that personal selling is the most expensive means of making contact with prospects, and productivity gains are unlikely. Another limitation is that it is not always possible to hire the caliber of person needed for the sales job.

Because of the importance of personal selling, all staff should be sales-minded. They must be trained to offer sales suggestions to prospects when opportunities present themselves. This includes expert selling on the telephone; the telephone receptionist, for example, can create a favorable image for a resort. Inquiries can often be the opening for a polite and skillful sales effort. Obviously, an unfriendly manner can discourage customers and sales.

Public Relations

Public relations may be defined as an attitude—a “social conscience” that places first priority on the public interest when making any decisions. Public relations permeate an entire organization, covering relations with many publics: visitors, the community, employees, and suppliers.

Acceptance of any tourist destination by the public is of utmost importance. No business is more concerned with human relations than is tourism, and all public interests must be served. Serving one group at the expense of another is not sound public relations. Furthermore, each individual business manager and the group he or she represents must be respected and have the confidence of the community. There is no difference between a personal reputation and a business reputation.



Not all promotion/advertising imitates New Mexico’s license plates with intense red letters on a brilliant yellow background. In contrast, Howe Caverns, à la “HOLLYWOOD” (large white letters on a steep brown hillside) displays the HOWE CAVERNS name with large white letters—but on a gently sloping bright green lawn in New York State. While Howe’s promotional strategy garners fewer impressions than does the New Mexico approach, it is definitely much harder to forget if you have ever seen it. *Photo courtesy of Howe Caverns, Inc.*

Favorable public relations within the firm emphasize respect for people. Employees must have reasonable security in their jobs and be treated with consideration. Externally, tourism employees have a powerful influence on the public as they represent the owners in the public's eye. Employees should be trained to be courteous, respectful, and helpful to guests. Little things make a big difference, and the attitude of employees can make or break a public relations effort.

Considerations for the public relations effort include being aware of public attitudes toward present policies; ask some of the visitors for feedback. Communication is the lifeblood of good relations. In publicizing the firm, first do good things and then tell the public about them. Above all, give the public factual information about your area. False information is detrimental; you must describe conditions as they exist.

Service Quality

Service quality is the customers' perception of the service component of a product. Service quality is an important element of the marketing mix and in building and delivering a competitive advantage in tourism.

Outstanding service quality leads to customer satisfaction, which leads to repeat business. Customer satisfaction and loyalty are the keys to repeat business and long-term profitability. Keeping customers satisfied is everybody's job in an organization. Employees should strive to exceed customer expectations.

Since in tourism, there are many service transactions over the course of a trip, or a vacation, it is increasingly useful to introduce the concept of the quality of the experience (QOE)—where tourism experience consists of a complex chain of service transactions and visitor participation in a broad range of activities and events. Using this framework, the goal of the tourism managers is to provide the visitor with a holistic combination of services, activities, and events from which he/she derives a high level of satisfaction.

Unfortunately, because the experience chain involves such a diverse mix of services, activities, and events, a great number of the links in the chain are outside of the control—or even the influence—of any single manager. As such, it is important to develop management structures and processes that can assist in coordinating and enhancing the quality of the various services, activities, and events of the experience chain. It is here where the destination management organization (DMO) plays a critical role.

Internet Marketing

The **Internet** has become pervasive in tourism marketing today. It is being used by the tourism industry to perform multiple tasks and impact a number of areas of the marketing mix. Direct e-mail marketing, advertising, customer service, relationship marketing, providing information, distribution and sales, and research are all tasks being performed via the Internet. The Internet provides the same capabilities found in direct mail and

telemarketing; it provides a new advertising medium; it can provide interaction with the customer; and it has the ability to deliver a message 24 hours a day, 7 days a week, 365 days a year. A large segment of consumers are looking to the Internet for information, research, trip planning, and even booking trips; therefore, the Internet will continue to grow as an important marketing tool.

A relatively new area where the Internet is attracting attention is consumer-generated media—also called social media, citizen media, and alternative media. Many predict the social media boom is coming. Evidence is the Google acquisition of video powerhouse YouTube for \$1.65 billion to MySpace's over 120 million users, to the over 71.9 million blogs Technorati tracks. These and other consumer generated Web sites are growing in popularity.

Social Media (Consumer-Generated Media)

Social media is online content created by Internet users themselves, anyone other than professional writers or journalists, and made available to other internet users via interactive technology. Social media includes discussion boards; blogs; social network sites such as MySpace, LinkedIn, Facebook, and SplashVision; customer review sites like TripAdvisor; experience and photo sharing; and any other opportunity for the consumers to share their knowledge. *eMarketer* predicts that worldwide ad spending on online social networks will exceed \$1 billion in 2007.

A research study by the University of Massachusetts Dartmouth Center for Marketing Research of *Inc.* 500 companies shows that social media is coming to the business world at a faster rate than many anticipated. The survey examined respondents' familiarity with social media including blogging, podcasting, online video, social networking, message/bulletin boards, and wikis. Social networking was the most well-known of these social media among respondents, with 42 percent indicating that they were "very familiar with it."

Meanwhile, message/bulletin boards (38 percent), blogs (36 percent), online video (31 percent), and podcasting (30 percent) were also "very familiar" to many respondents. Wikis lagged behind, with only 16 percent of respondents stating that they were "very familiar" with the option.

Usage reported was 33 percent for message/bulletin boards, 27 percent for social networking, 24 percent for online video, 19 percent for blogs, 17 percent for wikis, and 11 percent for podcasts.

Tourism firms are starting to embrace the powerful technologies of social media, especially blogs, online video, and podcasting. The question is, how do you make these technologies a part of your marketing strategy?

Blog

A blog is a weblog, a Web site that is like a formal journal, diary, or newsletter. It is frequently updated and for public consumption. Most people can create a blog and then write on that blog. A blogger is a person who keeps a blog and writes about

his/her opinions and thoughts. Blogging is the act of updating or reading the blogs and the blogosphere is where it all happens. From a marketing standpoint, blogging is a technology that lets a company have a one-on-one dialogue with customers and adversaries. Tourism firms can benefit from blogs by listening to what consumers are saying and gaining unfiltered insights into the customer experience. Blogs are used by travelers to post their experiences about places they visit, stay, entertain, and eat. By monitoring sites that contain reviews and comments about an organization, one can immediately address any issues. Businesses can establish interactive relationship with the customer via company-sponsored initiatives. Examples are the pioneering Starwood Hotels and Resorts effort with their blog, the Lobby.com, and Sheraton's new consumer experience and photo sharing. Marriott International has a program to reach bloggers that includes asking them to speak to its corporate communications team. Marketers can utilize the various types and formats of social media to promote their products and services. HotelChatter.com and TripAdvisor now accept display ads, and many discussion boards accept advertising. A problem here is that measuring ad spending effectiveness on social network sites is difficult and still being developed. *eMarketer* projects that global social network advertising will total \$2.5 billion in 2010.

Wiki

A wiki is a type of Web site, like Wikipedia, that lets anyone create and edit its pages. The word is Internet slang. The word *wiki* is short for *WikiWikiWeb*. *WikiWiki* is Hawaiian, meaning "fast" or "speed." In a wiki, people can write pages together. People can change or add something new to the pages. People can discuss as well and tell their views.

Podcasting

According to Wikipedia, the free encyclopedia Web site, a podcast is a media file that is distributed over the Internet using syndication feeds for playback on portable media players and personal computers. Podcasting is a combination of the words *ipod* and *broadcasting*, and it is a new way to share and information through MP3 audio files. The formats are downloaded, shared, and subscribed to using an MP3 player. The Apple iTunes store offers tens of thousands of podcasts that can be played on their iPod. Podcasts can be found for almost anything, including TV shows, movies, radio shows, blogs, books, and games to mention a few. A visit to podcast.com (<http://podcast.com>) provides an indication of the variety available. Small businesses have discovered podcasting, with everyone from fitness experts to travel agents using podcasts to stimulate their business.

An Internet marketing strategy is comprised of many tactics to grow the direct online distribution channel. Social media is a new tool to be added to this strategy. Consumer-generated media provides a unique value proposition to customers.

MARKET SEGMENTATION

The strategy of **market segmentation** recognizes that few vacation destination areas are universally acceptable and desired. Therefore, rather than dissipate promotion resources by trying to please all travelers, one should aim the promotional efforts specifically to the wants and needs of likely prospects. One of the early steps in marketing tourism, then, is to divide the present and potential market on the basis of meaningful characteristics and concentrate promotion, product, and pricing efforts on serving the most prominent portions of the market—the target markets.

An effective market strategy will determine exactly what the target markets will be and attempt to reach only those markets. The target market is that segment of a total potential market to which the tourism attraction would be most salable. Target markets are defined geographically, demographically (age, income, education, race, nationality, family size, family life cycle, gender, religion, occupation), or psychographically (values, motivations, interests, attitudes, desires) (see Figure 19.2).

Once target markets have been determined, appropriate media are chosen to reach these markets. For example, if tennis players are a target market, advertising in tennis magazines would give comprehensive coverage of this market. This “rifle approach” allows one to zero in exactly on the market of interest. In contrast, a “shotgun approach” would be to advertise in *Time* magazine, which would reach only a small number of the target market and result in large waste circulation.

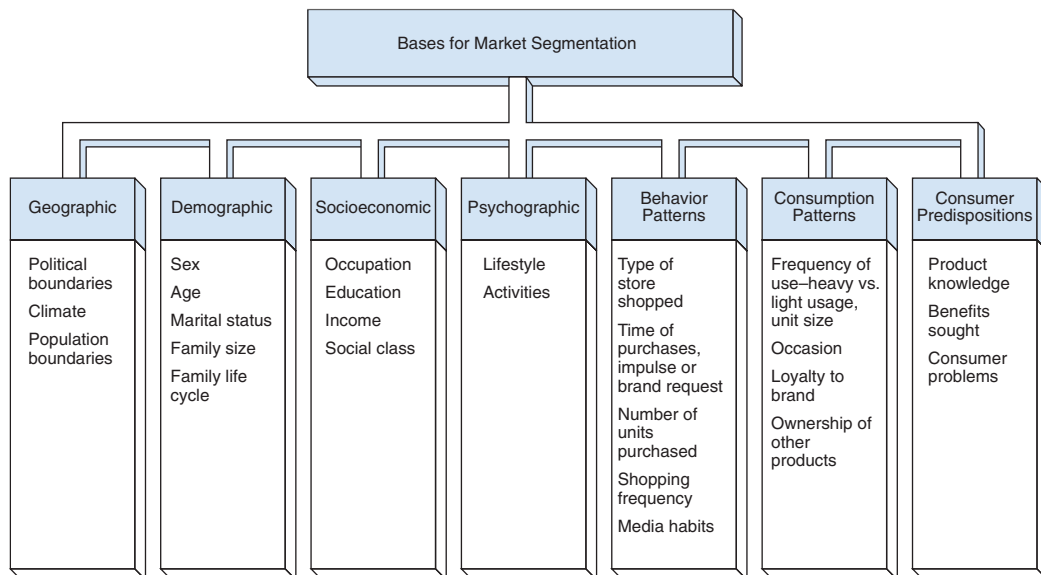


Figure 19.2 Typical bases for market segmentation. Source: W. Zikmund and M. D’Amico, *Marketing*, 3rd ed., copyright ©1984, New York: John Wiley & Sons, Inc.; adapted by permission of Prentice-Hall, Englewood Cliffs, N.J., from Philip Kotler, *Principles of Marketing*, copyright ©1980, p. 297.

Market segmentation must be employed in the marketing programs if a shotgun approach is to be avoided. Every tourism attraction can appeal to a multitude of market segments, and market segments can overlap a great deal. The marketing manager must look at market segments and determine which ones offer the most promising potential for his or her services. An excellent example of target marketing to a particular segment is provided by Courtyard by Marriott. The moderate price and attractive rooms were designed to appeal to the business traveler. Marriott has been very successful in attracting this market segment.

Tourist resorts typically segment in a variety of ways. One of the most common is geographic. Here, the segments tend to be destination visitors (those visitors traveling long distances to vacation at the resort), regional visitors (those who live within the region of the resort and can arrive within four hours' driving time), and local residents.

Proximity of the destination area to the market is an important factor. Generally, the nearer the tourist destination is to its major market, the more likely it is to attract large numbers of visitors. For example, Bob-Lo Island is just a few miles from Detroit and can be reached by excursion boat. As might be expected, this vacation destination receives many times the number of visitors from the greater Detroit area than does Bermuda or the Bahamas.

It follows, then, that the prime target area for promotion of any given tourist destination area will be that area of greatest population density nearest the vacation area. In the United States, the best concentration of markets for tourism promotion are the metropolitan statistical areas (MSAs), formerly called standard metropolitan statistical areas (SMSAs). These are defined by the U.S. Bureau of the Census as a county or group of contiguous counties containing at least one city of fifty thousand inhabitants or more. An authoritative source of market data concerning these areas is found in the *Survey of Buying Power* published by *Sales and Marketing Management Magazine*, 770 Broadway, New York, NY 10003.

Demographics also provide good segmentation variables. Demographics are the social statistics of our society. Age groups are an excellent example.

Psychographic Market Segmentation

Several models have been developed to classify people according to **psychographic** types. One such early model was developed by Stanley C. Plog, who classified the U.S. population along a psychographic continuum, ranging from the psychocentric at one extreme to the allocentric at the other.⁶

The term **psychocentric** is derived from *psyche-* or *self-*centered, meaning the centering of one's thought or concerns on the small problem areas of one's life. Such

⁶Stanley C. Plog, "Why Destination Areas Rise and Fall in Popularity," *Cornell Hotel and Restaurant Administration Quarterly*, Vol. 14, No. 4 (February 1974), pp. 55–58; Stanley C. Plog, *Leisure Travel: Making It a Growth Market . . . Again!* (New York: John Wiley & Sons, 1991); and Stanley C. Plog, "Why Destination Areas Rise and Fall in Popularity," *Cornell Hotel and Restaurant Administration Quarterly*, Vol. 42, No. 3 (June 2001), pp. 13–24.



Camp Carnival kid's program features morning-till-night activities. These guests are obviously taking advantage and enjoying the many facilities available. Carnival is successfully appealing to the families-with-children market. *Photo courtesy of Carnival Cruise Lines.*

a person tends to be self-inhibited and nonadventurous. **Allocentric**, on the other hand, derives from the root word *allo*, meaning "varied in form." An allocentric person is thus one whose interest patterns are focused on varied activities. Such a person is outgoing and self-confident and is characterized by a considerable degree of adventure and a willingness to reach out and experiment with life. Travel becomes a way for the allocentric to express inquisitiveness and satisfy curiosity. Table 19.1 shows personality and travel characteristics of psychocentrics and allocentrics.

Plog modified his model of destination preferences based on more recent research (1995).⁷ According to Plog's findings, *Dependables* prefer a life that is more structured, stable, and predictable. These individuals would rather follow a set pattern or routine in order to be able to plan their lives. *Venturers* tend to go more places more often. Leisure travel occupies a central place in their lives, and they eagerly seek out new, exotic, and/or unknown places. *Venturers* are more likely to fly to their destinations, and they shun guided tours in favor of exploration. *Centrics* comprise the largest group, as one would expect. It is easier to move *Centrics*, because they possess characteristics of both *Dependables* and *Venturers*, and they tend to react favorably to destinations,

⁷Stanley C. Plog, *Vacation Places Rated* (Redondo Beach, CA: Fielding Worldwide, Inc., 1995).

TABLE 19.1 Personality and Travel-Related Characteristics of Psychocentrics and Allocentrics

Psychocentrics/"Dependables"	Allocentrics/"Venturers"
Intellectually restricted	Intellectually curious
Low risk-taking	Moderate risk-taking
Withhold income	Use disposable income
Use well-known brands	Try new products
Territory bound	Exploring/searching
Sense of powerlessness	Feel in control
Free-floating anxiety/nervousness	Relatively anxiety-free
Nonactive lifestyle	Interested/involved
Nonadventurous	Adventurous
Lacking in confidence	Self-confident
Prefer the familiar in travel destination	Prefer nontouristy areas
Like commonplace activities at travel destinations	Enjoy sense of discovery and delight in new experiences, before others have visited the area
Prefer sun-and-fun spots, including considerable relaxation	Prefer novel and different destinations
Low activity level	High activity level
Prefer destinations they can drive to	Prefer flying to destinations
Prefer heavy tourist development (lots of hotels, family-type restaurants, tourist shops, etc.)	Tour accommodations should include adequate-to-good hotels and food, not necessarily modern or chain-type hotels, and few "tourist-type" attractions
Prefer familiar atmosphere (hamburger stands, familiar-type entertainment, absence of foreign atmosphere)	Enjoy meeting and dealing with people from a strange or foreign culture
Complete tour packaging appropriate, with heavy scheduling of activities	Tour arrangements should include basics (transportation and hotels) and allow considerable freedom and flexibility
Travel less	Travel more frequently
Spend more of income on material goods and impulse buys	Spend more of income on travel
Little interest in events or activities in other countries	Inquisitive, curious about the world and its peoples
Naive, nondemanding, passive traveler	Demanding, sophisticated, active traveler
Want structured, routinized travel	Want much spontaneity in trips
Expect foreigners to speak in English	Will learn language or foreign phrases before and during travels
Want standard accommodations and conventional (American) meals	Seek off-the-beaten-path, little-known local hotels, restaurants
Buy souvenirs, trinkets, common items	Buy native arts/crafts
Prefer returning to same and familiar places	Want different destinations for each trip
Enjoy crowds	Prefer small numbers of people

Source: Stanley C. Plog, *Leisure Travel: Making It a Growth Market . . . Again!*, (New York: John Wiley & Sons, 1991). Reprinted with permission of John Wiley & Sons, Inc.

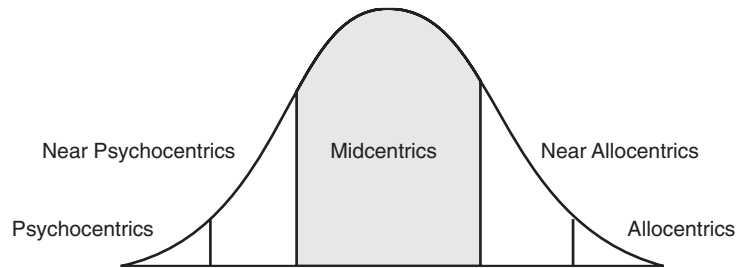


Figure 19.3 U.S. population distribution by psychographic type. Source: Stanley C. Plog, "Why Destinations Areas Rise and Fall in Popularity." *Cornell Hotel and Restaurant Administration Quarterly*, No. 3 (June 2001), pp. 13–24.

activities, and events that appeal to travelers on either end of the lifestyle continuum. Both Plog's early work and current work is summarized here.

Plog found that the U.S. population was normally distributed along a continuum between these two extreme types. This is illustrated in Figure 19.3. Other groups have been identified between the allocentrics and psychocentrics. Most people fall in the midcentric classification.

A new dimension was added with the establishment of an energy versus lethargy scale. It was determined that this dimension was not correlated, making it possible to place individuals into four quadrants based on how they scored on the two scales. The four quadrants were high-energy allocentrics, low-energy allocentrics, high-energy psychocentrics, and low-energy psychocentrics. High-energy allocentrics have an insatiable desire to be active on trips, exploring and learning what is new and exciting at a destination. Low-energy allocentrics would travel at a more leisurely pace, be more intellectual, and delve into culture, history, and local customs. At the other end of the continuum, the low-energy psychocentrics were most likely to stay at home.

Through further research, Plog identified the travel preferences of psychocentrics and allocentrics. These are summarized in Figure 19.4. In studying the population on the basis of income level, Plog discovered another interesting relationship. At the lower end of the income spectrum, he discovered a heavy loading of psychocentrics.

People at the upper end of the income levels were found to be predominantly allocentric. However, for the broad spectrum in between—for most of America—interrelations are only slightly positive. This finding has several implications.

It is evident that at extremely low levels of family income, travel patterns may be determined largely by the income constraints. Regardless of the psychographic type, a person at the low end of the income spectrum may be compelled to take what Plog considers to be psychocentric-type vacations. College students are a good example of this. They may be allocentric by nature but cannot afford an allocentric-type vacation because such vacations are generally very expensive (a trip to Antarctica or a mountain-climbing expedition in Nepal). They travel, instead, to nearby destinations, spend less money, and participate in familiar activities. Therefore, it may be erroneous

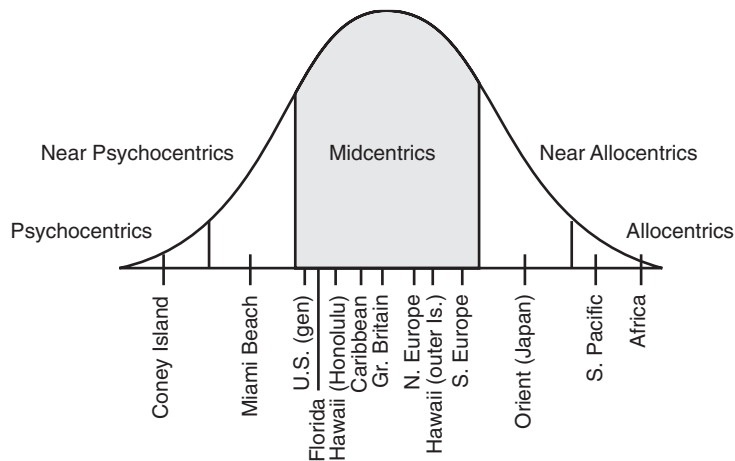


Figure 19.4 Psychographic positions of destinations.

to conclude that a person with a low income is likely to be psychocentric. The severe income constraint may distort the person's classification in terms of psychographics.

Having defined types of destinations and types of tourists, one is tempted to link these two classifications directly, as Plog has done. Plog superimposed a list of destinations on the population distribution curve, suggesting that allocentrics would travel to such destinations as Africa or the Orient. Psychocentrics, on the other hand, would vacation in nearby destinations (such as Cedar Point theme park for a psychocentric from Toledo, Ohio). The intervening psychocentric types are similarly identified with particular destinations (refer to Figure 19.4).

Such a direct linkage between the classification of tourists and of destinations does not consider the important fact that people travel with different motivations on different occasions. A wealthy allocentric may indeed travel to Africa on an annual vacation, but may also take weekend trips to a typically psychocentric destination during other times of the year. Similarly, though probably not as likely, psychocentrics could conceivably vacation in essentially allocentric destinations (with the exception of people with extremely low incomes). For instance, a psychocentric may travel to a remote area under the security provided by traveling with a group of similar tourists, which, being escorted at all times, may persuade a psychocentric to travel, say, to Asia.

What, then, is the link between the types of tourists and the types of destinations? To develop such a linkage, which will provide a method for predicting travel patterns, two things must be realized. First, as already pointed out, a tourist may travel for different reasons from one trip to the next. Second, a given destination can provide a variety of travel experiences, suitable to a wide range of tourists, depending on the manner in which the trip is planned. The only way in which a systematic linkage can be developed between the types of destinations and the types of tourists is to consider each trip in isolation and examine the motivations that have prompted the trip.

Plog first developed his model in 1972, over thirty years ago, and it has been widely cited in tourism literature since that time. It was one of the first attempts to provide

a framework within which to analyze tourist behavior. The world has changed considerably since Plog introduced his model. For example, today there are fewer countries that are considered exotic. Also, there are now other ways to look at tourists, such as through lifestyle analysis or benefit segmentation. Plog's pioneering efforts, however, should not be overlooked. His model still provides a way to examine travel and think about developments using current market conditions.

MARKETING PLANNING: THE TOURISM MARKETING PLAN

To this point, the chapter has examined a broad range of fundamental marketing concepts and attempted to give selected examples of their utilization in a tourism context.

In order to make these concepts truly valuable from a tourism standpoint, they must be applied in a comprehensive, integrated manner. The process of application is known as **marketing planning**. The end result of this process is the marketing plan.

The **marketing plan** for a destination or firm is one of the most important working documents that exists. It serves to translate the many ideals of tourism policy into an active process for attracting visitors and providing the range of experiences they seek from a destination.



Couples on a honeymoon or celebrating an anniversary remain a popular target market for resorts and cruise lines, which have developed marketing campaigns promoting the romance of travel and the thrill of visiting exotic destinations. *Photo courtesy of Carnival Cruise Lines.*

The California Tourism Marketing Plan

While tourism marketing plans can take different forms, an exemplary state tourism office plan is that of California. Their operational plan was first created in 1998 following the passage of the California Tourism Policy Act and has been updated annually because marketing plans are by nature “living” documents that change over time. The California plan conveys good comprehensive marketing planning.

One of the distinctive characteristics of the California Tourism Marketing Plan (CTMP) is the fact that it actually flows from a policy framework. The California Tourism Policy Act (CTPA) first provides a philosophical foundation for tourism development and marketing in one of the most significant tourism destinations in the world. It subsequently asserts the need for an effective marketing program (CTMP) to realize the ideals and goals of its philosophical foundation. Furthermore, it also sets out an organizational policy (in the form of the California Travel and Tourism Commission) to support implementation of its marketing goals. Finally, it takes the all-important step of providing for a funding policy (private assessments) to support the operations of the commission. To examine how California Travel and Tourism Commission operates go to <http://www.gocalif.ca.gov> and click on the icon Travel Industry. To learn about their industry assessment program click on the icon Assessments.

JOINT MARKETING EFFORTS

In the majority of cases, a tourism organization will want to market its product and services individually; however, in other cases, joint cooperative efforts will be the most profitable. Typically, these efforts are launched through associations or government agencies. Colorado Ski Country USA and the Utah Ski and Snowboard Association are groups that jointly promote the services of their members, many of whom are in competition with each other. Publishing posters and directories, answering inquiries, and providing snow reports promote the industry in the most cost-effective way. In addition to these joint marketing efforts, the areas have their own individual marketing programs. They may also work with other private firms such as airlines, rental car companies, and credit card firms to stretch their marketing dollars.

Experience to date has shown that tourism promotion on a country or state basis is best accomplished by a cooperative effort of private industry and government. Joint promotion by private interests and official government tourist organizations is an effective and efficient procedure. One of the examples of the pooling of private and government funds is the Hawaii Visitors and Convention Bureau, an independent nonprofit organization that conducts tourism promotion under contract with the Hawaii Tourism Authority (HTA).

In some states, specific “matching funds” are provided by a government tourism agency for tourist promotion, such as the provision of a portion of advertising costs of a private regional tourist promotion association. Various combinations of matched

funds are possible, depending on the amount of funds available and the provisions of the legislation that authorizes such expenditures of public funds. The Pennsylvania Tourism, Film, and Economic Development Marketing Office operates one of the largest matching-grants fund programs in the United States.

Private firms also find joint marketing efforts to be profitable. For example, in 2003, Universal Parks and Resorts entered into a ten-year marketing partnership with Coca-Cola. The partnership, first made in 1999, designates Atlanta-based Coke as Universal theme parks' official soft drink. The new agreement expands that to include Minute Maid as the parks' official juice. Coca-Cola and Universal plan a cross-brand promotional strategy targeted to teens and young adults as well as themed beverage attractions in Universal's parks.

SUMMARY

Marketing can be defined as the performance of business activities that direct the flow of goods and services from the producer to the consumer or user. Such activities are vital to tourist businesses. The finest, most satisfying tourist facility would be unprofitable without marketing. People have to be informed about a travel destination and become interested in going there before a market can be created.

Basic to the marketing effort are the marketing concept, the marketing mix, product planning and development, pricing, branding, distribution channels, promotion, market research, personal selling, public relations, and market segmentation.

Joint marketing efforts among official tourism organizations, public carriers, and providers of accommodations or even with nearby competing destination areas are strategically sound and typically successful.

A destination and organization's marketing plan defines the approach by which prospective visitors are identified and selectively attracted through promotion and other marketing tools outlined in a destination or organization's marketing plan.

KEY CONCEPTS

advertising
advertising agency
allocentric
branding
channels of distribution
consumer orientation
four Ps
joint marketing efforts
marketing
marketing concept

marketing mix
marketing plan
marketing planning
market research
place
pricing
product
product life cycle
product planning and
development

promotion
psychocentric
psychographics
public relations
segmentation
selling
Survey of Buying Power
target market

 **INTERNET EXERCISES** 

The Internet sites mentioned in this chapter plus some selected additional sites are listed for your convenience on the companion Web site for this book, www.wiley.com/college/goeldner.

ACTIVITY 1

Site Name: Switzerland Tourism

URL: <http://www.schweizferien.ch>

Background Information: Switzerland Tourism provides information regarding tourism in Switzerland.

Site Name: Welcome to Lago di Garda

URL: <http://gardalake.it>

Background Information: This site provides tourism information on Lake Garda, Italy.

Site Name: Tourism New Zealand

URL: <http://www.newzealand.com>

Background Information: The Tourism New Zealand Web site is an introduction to tourism in New Zealand and how a visit can be a fantastic experience.

Site Name: Egypt's Tourism Net

URL: <http://www.tourism.egypt.net>

Background Information: Egypt's Tourism Net provides searchable directories of Egypt's hotels, restaurants, cruise lines, travel agents, transportation companies, and tourist attractions.

Site Name: Queen Victoria Market, Australia

URL: <http://www.qvm.com.au>

Background Information: The Queen Victoria Market is more than just Melbourne's shopping mecca; it is a historic landmark, a tourist attraction, and an institution for Melbournians.

Site Name: Travel Alaska

URL: <http://www.travelalaska.com>

Background Information: Travel Alaska provides vacation-planning information.

Site Name: Genuine Nebraska

URL: <http://visitnebraska.org>

Background Information: This Web site offers extensive, database-driven information about places to go and things to see and do in Nebraska.

Site Name: Wyoming Travel and Tourism

URL: <http://www.wyomingtourism.org>

Background Information: This guide has been created with one goal: to help you find information about Wyoming quickly and efficiently.

Site Name: Delaware Tourism Office

URL: <http://www.visitdelaware.net>

Background Information: This is the official site of the Delaware Tourism Office, with information on visiting Delaware.

Exercises

Choose three state and three international tourism sites from the list above.

1. Which sites have the most powerful marketing concept in each category?
2. What characterizes the sites you have chosen?
3. What marketing concepts do these sites employ?
4. What is your opinion of using the Internet as a channel of distribution for advertising? Why?
5. How do the U.S. sites compare with the international sites?

ACTIVITY 2

Site Name: The Association of Travel Marketing Executives (ATME)

URL: <http://www.atme.org>

Background Information: ATME, established in 1980, is a nonprofit professional association of experienced and innovative travel industry marketers representing all segments of the industry.

Exercises

1. Why should a travel marketing executive join ATME?
2. What kind of information is contained in ATME's *MARKETFLASH*?

QUESTIONS FOR REVIEW AND DISCUSSION

1. What is the marketing concept?
2. Do you regard the concept of consumer-oriented marketing as a step forward? Why or why not?
3. What are the stages in a product life cycle? What are the marketing implications of each stage?
4. What are the key factors a tourism marketing manager must consider in setting price?
5. Discuss the conditions when penetration pricing should be used. Also price skimming.
6. Discuss how a tourism firm's pricing strategy may influence the promotional program.
7. How are channels of distribution selected? Using an example, explain.
8. How does the branding of a tourism destination differ from the branding of: (a) a tube of toothpaste, (b) an automobile, (c) a computer, (d) a fast-food restaurant, and (e) a hotel?
9. What does branding a tourism destination really mean?
10. The cost of running an ad on the back cover of *Time* magazine is more expensive than is hiring a salesperson for a year. As the marketing manager for a leading hotel chain, you have just been told by the president of the company to eliminate ads and hire more salespeople. You feel that this would be a serious mistake. What would you do to change the president's mind?
11. What are some examples of realistic objectives of a tourism marketing program? Use a resort hotel, a motorcoach company, and a tour company.
12. Explain the statement "tourism promotion efforts undirected by research are largely a waste of effort." Do you agree?
13. What are the advantages of marketing vacation packages?
14. Give an example of a vacation package that might be marketed in your area. How would you market it? To whom?
15. Why is marketing planning so important?
16. What value do you see in market segmentation? Give an example.
17. As the planner of a new wing on your resort hotel, how does product planning and development in a marketing context apply?
18. You are a restaurant manager in a popular year-round resort area. How do you decide on the price levels of your meals?
19. How can companies start listening to, using, and learning from the new social medium of blogging?
20. Is Google the world's most valuable online advertising agency disguised as a Web search engine?
21. As president of your local convention and visitors bureau, propose a joint marketing scheme that would have surefire results.
22. As a resort hotel manager, would you always advertise your destination area along with your individual resort property? Explain why or why not.

 **CASE PROBLEM** 

A Midwest lakeshore community is economically depressed. By 2007, industrial employment had fallen to 50 percent of its 1990 level. Tourism seems to be a logical industry to expand. The county has twenty-five miles of beautiful Lake Michigan sandy beaches and is adjacent to a 1.5-million-acre national forest. The forest has many fine rivers and inland lakes, offering bountiful year-round recreation. This area is only about a five-hour drive from Chicago or Detroit and has thrice-daily air service from Chicago.

The chamber of commerce has virtually no budget for tourism promotion. State law authorizes an added 2 percent local tourism promotion tax to the 4 percent state rooms tax. However, enacting the added tax must be approved by local lodging establishments. Vote is apportioned by number of rooms owned. Managers of the two larger resorts are in favor of the tax, but they suspect that the many smaller motel owners will not approve the tax. Added tourism is greatly needed to stimulate the local economy. How can this impasse be resolved?

PART 6

Tourism Prospects

Chapter 20 Tourism's Future

Easter Island, in the South Pacific, is best known for the giant stone monoliths that dot the coastline. *Photo courtesy of Corbis Digital Stock.*



CHAPTER 20

Tourism's Future

LEARNING OBJECTIVES

- Examine forecasts concerning the growth of international tourism.
- Identify the major global forces that are shaping the tourism of tomorrow.
- Understand the impacts, both positive and negative, that these forces are likely to have on tourism markets and on the ability of destinations to respond to the demands of these markets.



New technology keeps providing tourism with a bright, innovative future. The tourist of tomorrow can expect to have access to modes of travel that are unimaginable today. They will be provided by remarkable new concepts in transportation and accommodation such as the Aeroscraft, which provide a level of luxury and reliability never before seen. Although the Aeroscraft is nearly two football fields long, it will have an estimated top speed of 174 miles per hour and a range of several thousand miles. It is expected to be completed by 2010. *Photo courtesy of WATG.*

INTRODUCTION

We cannot make wise choices if we do not understand current world trends and their likely consequence for ourselves and the options we have for achieving our goals.

—EDWARD CORNISH
Editor, The Futurist Magazine

Despite the current concerns caused by climate change, the future of tourism, at least for the next decade, continues to be full of promise. Projections concerning the levels of arrivals, receipts, and growth in employment for most destinations have all painted a fairly rosy picture. Although we will acknowledge the vulnerabilities of tourism, the contents of this chapter reflect the general optimism that continues to pervade the travel industry.

Over and above this optimism, what is especially important about this chapter is its attempt to define some of the more specific dimensions of future changes, and the challenges and opportunities they create. In addition, it seeks to indicate how the travel product may need to evolve in response to these challenges and opportunities.

Finally, we also wish to sound a cautious note. As shown by the 1998 Asian economic crisis, even the most dynamic of economies can turn sour. On top of this, the events of September 11, 2001, had a devastating impact on travel. Severe acute respiratory syndrome (SARS) also drastically impacted Asian and Canadian travel. While stability and growth have returned to these regions, the lessons of history are that we must learn to manage effectively in bad times as well as good. So while readers should prepare for the optimistic future trends this chapter presents, they should also ask themselves “What if?” How might the travel industry take advantage of periods of climate change and lower economic growth? How might the travel industry be a catalyst for other sectors of the economy? As we said at the beginning of this text—bon voyage!

TOURISM IN THE THIRD MILLENNIUM

The purpose of this book has been to provide the student with a basic understanding of the principles, practices, and philosophies of tourism as they relate to the industry of today. To understand the present, it has, of course, been necessary to review the evolution and historical development of the field. Clearly, the tourism industry of today is the product of many forces that have shaped both its structure and the

manner in which it functions. As has been pointed out on several occasions, the growth and development of tourism has been particularly rapid over the past half century:

- Since 1950, when international travel started to become accessible to the general public, tourist activity has risen from 25 million to 842 million arrivals in 2006. International tourism receipts have risen from US\$2.1 billion to US\$735 billion in 2006.
- International tourism receipts grew faster than world trade in the 1980s and now constitute a higher proportion of the value of world exports than all sectors other than crude petroleum/petroleum products and motor vehicles/parts/accessories.

The result is that tourism as we entered the third millennium was a very large and dynamic sector of the economy. Because of the rapid growth and change of the past, one might be inclined to believe that tourism has now reached a mature phase of its development in which the rate of change and expansion will decrease.

On the other hand, a realistic assessment of the probable future suggests that despite the challenges it faces (and has always faced), tourism is likely to continue to grow and develop more rapidly and more dynamically than many other sectors for many years to come.


THE WORLD OF TOURISM IN 2020

Forecasts, 2005–2020

As shown in Table 20.1, international tourist arrivals are forecast to top 1 billion in 2010 and reach more than 1.6 billion in 2020. These volumes represent an overall average annual rate of growth between 1995 and 2020 of 4.3 percent, with no slackening of growth over the period (i.e., 1995–2000, 4.2 percent per annum [p.a.]; 2000–2010, 4.2 percent p.a.; 2010–20, 4.4 percent p.a.).

- Europe will remain the largest receiving region, though its below-global average rate of increase will result in a decline in market share from 59 percent to 45 percent. East Asia and the Pacific, increasing at 7.0 percent per annum, will pass the Americas as historically the second largest receiving region, holding a 27 percent market share in 2020 against 18 percent by the Americas. The respective shares of Africa, the Middle East, and South Asia will all record some increase to 5 percent, 4 percent, and 1 percent by 2020.
- Most significantly, World Travel and Tourism Council (WTTC) research shows that some 296.2 million people around the globe will be employed in jobs that exist because of demand generated by travel and tourism by 2018.

The bottom line is that travel and tourism is driving, directly and indirectly, more than 10 percent of employment today, globally, regionally, and nationally.



In addition to the Aeroscraft, the tourists of tomorrow will be offered experiences that are "out of this world." These experiences will be realized in such facilities as the Space Resort. *Photo courtesy of WATG.*

Table 20.1 Forecasts of International Tourist Arrivals Worldwide and by Region 2010–2020

Regions	Tourist Arrivals (millions)		
	2000	2010	2020
Europe	390	527	717
East Asia/Pacific	116	231	438
Americas	134	195	284
Africa	27	46	75
Middle East	19	37	69
South Asia	6	11	19
World	692	1047	1602

Source: United Nations World Tourism Organization.

THE NATURE OF FUTURE GROWTH

As we have seen, tourism is expected to continue to grow. However, the nature of this growth and development may in many ways be quite different from that of the previous five decades. As has become abundantly clear over the past several years, the period of the 1990s proved itself to be dramatically different from that of the previous three decades. As a global community we are living through widespread changes whose scope and significance are barely perceptible at this point in time. Yet somehow, we understand that what came to be known as the New World Order of the post–Cold War era is evolving in some very fundamental ways as we passed the magical year 2000 and moved into the third millennium of Western history. And even though the Cold War now belongs to history, the reality of war is still with us. The wars in Afghanistan and in Iraq, and the ongoing war on terrorism that is being fought in our own lands, have more than replaced the Cold War as a negative influence on people’s desire and willingness to venture far from home. Until the threat of war is diminished, and until we adequately address the issue of climate change, tourism managers will have to develop a comprehensive destination policy, strategy, and management framework that adapts to and accommodates the reality of long-term terrorism and climate change.

Some of the dimensions of this adaptation and accommodation are already recognizable, and indeed, some are even predictable. Others are as yet but stirrings of anxiety or discontent. These stirrings are possibly the most disconcerting for the mature adults of the so-called developed nations—adults whose well-being and prosperity have improved constantly over their lifetime. For perhaps the first time, the fundamental changes occurring around them threaten to leap out of control and to undermine

the foundations of their secure and attractive lifestyles. Others, in less fortunate circumstances, see these same changes as possibly the only glimmer of hope for what they view as a more equitable distribution of all the opportunities that life has to offer. Ironically, they may see these same changes as irrevocably condemning themselves to a life of endless poverty.

LEISURE, TOURISM, AND SOCIETY IN THE THIRD MILLENNIUM

A significant component of the high-quality lifestyle that characterized the last half of the twentieth century was access to, as well as the use of, increasing amounts of leisure time. Although the extent of this increase in leisure time has been questioned for decades,¹ there is little doubt that in aggregate terms the populations of the developed Western nations have had greater and more broadly based access to recreation and travel opportunities than has any previous society. As a result, tourism has grown to the point where it can now claim to be the “world’s largest industry.”² While traditionally those in the tourism sector have lamented the lack of recognition received by the industry from both governments and the public, this situation is changing dramatically—in many cases, to the chagrin of the tourism establishment. Suddenly, tourism is being blamed for the destruction of cultures, degradation of the environment, and homogenization of lifestyles. In brief, because of its growing economic and social importance, tourism has suddenly found itself thrust into the mainstream of societal concerns—this at a time when all aspects of society are being questioned as to their value, their continued relevance, and, perhaps above all, their sustainability over the long term.

It is against this background of global societal change that several leading organizations and individuals having a strong interest in the future of tourism have attempted to understand the important forces of change in the world and their likely implications for the future of tourism. A review and analysis of the conclusions of these efforts indicates that the tourism of tomorrow will face a number of constraints and limitations that cannot be ignored. These “new realities” will force tourism policy makers and the tourism industry to alter dramatically the way it both develops and operates. They will also require that tourists themselves alter their demands and their behaviors. These changes that are now imposing themselves are, however, by no means entirely negative. Many can be viewed as corrections to the bad judgments and excesses of the past. Others represent opportunities for innovative and exciting new products and experiences. These “new horizons” in tourism may well prove more rewarding, and certainly more sustainable, than those of the past.

¹Juliet B. Schor, *The Overworked American: The Unexpected Decline of Leisure* (New York: Basic Books, 1991).

²World Travel and Tourism Council, *Travel and Tourism: A New Economic Perspective* (Brussels: WTTC, 1993).

NEW REALITIES—NEW HORIZONS: FORCES IMPACTING THE FUTURE OF TOURISM

Tourism has had an illustrious past since the 1950s and currently has a dynamic present. It is not surprising that its future is equally optimistic. Despite this optimism, a large number of major influences will significantly alter the nature and shape of tourism in the coming years and decades. These influences will present tourism managers with a number of new realities to overcome or adapt to. At the same time, they will also present new horizons that open up many new opportunities for growth and enhancement of the tourism experience. The specific forces that influence tourism are, of course, constantly changing. Some of the most influential for the present and into the foreseeable future are described below.

Economic

In light of the current economic situation, tourism can optimistically anticipate continued moderate-to-good overall rates of global economic growth of the traditional economies, but with an emerging importance of certain economies such as



Space tourism has already arrived. Dennis Tito has the distinction of being the first tourist to go into space. Others have been visiting land-based space attractions for years. The Kennedy Space Center and space shuttle launches continue to draw thousands of visitors. *Photo courtesy of Kennedy Space Center Visitors Complex.*

China, India, Brazil, Indonesia, and Russia. While history may very well prove us wrong in the longer term, the foreseeable future indicates that competitive economic forces will continue to triumph over ideologies. Over the past several decades, we have seen throughout the world the emergence of what appear to be overpowering pressures to adopt the model of the market economy. As part of this model, we have seen movements to deregulation, to privatization, to regional economic integration, and to a greater role for the global, or transnational, corporation. Whether these movements represent temporary change or a lasting restructuring of our economic system remains to be seen. However, for the moment, the direction of the tide is unquestionable.

As is evident from Figures 14.1 and 14.2, 2006 went into history as a surprisingly strong year for tourism. Tourist arrivals reached a new all-time record, as growth for the entire year was around 5 percent. In summary, after a decline in growth of arrivals in 2003 because of the Iraq, SARS, and other difficulties, international tourism bounced back strongly with a 10 percent increase in 2004. Continued strong growth of approximately 5 percent in 2005 and 2006 provides a solid foundation for ongoing growth in international tourism.

The Rise of “Brandification”

In parallel, and in support of the above-noted economic growth of tourism, we are seeing a rapidly growing adoption of the concept of private-sector branding by tourism destinations all over the world as well an increasing role for branding as the deciding factor in hotel choices. Indeed, Hotelmarketing.com reports that it expects brand to surpass location in hotel choice. It remains to be seen whether this rush to “brandification” will prove cost effective. In the meantime, no one seems to want to risk being left out.

Political

Historians will long debate exactly why the period 1989 to 1991 was the specific point in time that saw such a dramatic spread of the democratic movement. The record will show that few individuals (experts or ordinary people) foresaw the rapid transformations of the political systems that occurred in eastern and central Europe during this period. Of course, all is not as simple as it seems. Many other forces were at work that allowed this rather focused eruption of democracy to occur. Indeed, as will be argued later, this very visible political shift was symptomatic of a much more fundamental and underlying desire by people all over the world to participate more directly in the governing processes that affect their lives. From a tourism perspective, these forces have led to the very powerful concept of resident-responsive tourism. No longer can it be assumed that the residents of a tourism destination or region will automatically accept all (or any) forms of tourism development that the industry proposes or

attempts to impose. Tourism development in the third millennium will actively have to seek the support of the communities it affects most directly. To do this, those responsible for tourism will have to involve the residents of a growing percentage of destinations in the assessments of the costs and benefits associated with all forms of proposed (and even existing) facilities and activities. Unless a consensus is reached that the net benefits to the community are positive, it is questionable that tourism development in the coming years will have the support necessary to proceed.

The Continued Growth of “Super-Europe”

As of May 2004, the European Union nearly doubled in geographic size, and vastly expanded its cultural and linguistic scope, with the long-awaited addition of ten new member countries: Cyprus, the Czech Republic, Estonia, Hungary, Latvia, Lithuania, Malta, Poland, Slovakia, and Slovenia. In 2007, Bulgaria and Romania further expanded this growing “colossus.” Although none of these new members is unknown to the world’s travel agents, each does vary in its level of familiarity. However, even though it will be years before the new entrants will be permitted to adopt the euro or to share open borders with the other fifteen countries that make up the European Union, the impact on travel agents selling the new members is already gaining momentum.

A Decline in the Role of the Nation: The Rise of the City-State

As noted above, the increasing importance of regional trading blocs, such as the new “borderless Europe,” is now a reality. The North American Free Trade Agreement (NAFTA) has created another similar bloc. In response to these two initiatives, the Asian nations are moving toward an equivalent arrangement. Also, one can anticipate some similar form of free trade agreement in South America at some point in the future.

While it is too early yet to reach firm conclusions regarding the changes that free movement of labor will bring to the social fabric of Europe, it does seem reasonable to anticipate that despite emotional attachment to the concept of “national sovereignty,” the importance of each existing individual nation-state will slowly decline. Indeed, one of the major goals of European integration is to arrive at common standards, a common currency, and a more common political system based on common values. At first glance, one might argue that the creation of the new Europe will result in a meganation. In strictly pragmatic terms, this may be the case. However, it remains to be seen whether the emotional attachment to Europe as an entity comes anywhere close to the historical attachment that residents of the European nation-states had for their individual countries. It seems that “Vive la France” now seems inappropriate. Certainly, the effective elimination of borders will greatly facilitate travel flows. At the same

time, it will, over time, greatly reduce national distinctiveness and thus the appeal of a particular country as a unique travel destination.

Although speculative at this point, evidence exists that as a reaction to the decline of national identities, major metropolitan centers—or city-states—are rising in importance. These city-states, it is argued, may become the focal point both for economic development and for individual identity. Of direct relevance to tourism is the possibility that the new city-states may also become the primary basis for tourism destination development, branding, and promotion. Indeed, it can be argued that cities such as London, Rome, New York, Beijing, and a number of others have already achieved such a status.

Environmental Issues

Largely as the result of growing concern about carbon emissions and resulting climate change, concern for the environment now occupies center stage in tourism. This tourism reality is, however, a reflection of a much broader societal realization that the world's population—all of it—must get serious about the health of our planet. The recent ratification by Russia of the Kyoto Agreement represents nearly the final step in the move toward its global acceptance and its ultimate implementation. This implementation of "Kyoto" makes it abundantly clear that spaceship Earth has a limited capacity to sustain life as we know it—and that action needs to be taken to change the behavior of the world's population. As such, policy makers in tourism must now acknowledge that development and behavior in the future will have to be compatible with the environment. At the same time, however, many believe that tourism is among the better alternatives for land use. While such compatibility is laudable, it must also be stressed that other areas exist where compatibility between tourism and the environment is perhaps not so obvious. For example, the use of fossil fuels for transportation and their polluting effect cannot be denied. As a consequence, the sustainability of tourism in the long term may be questioned unless alternative nonpolluting energy sources become available.

In this regard, certain high-profile authors³ have been particularly vehement in their criticism of travel as a major contributor to carbon emissions and global warming—to the point of even discouraging "Love Miles" (travel to visit family and friends). In recognition of the highly negative impact such authors are having on the image of air travel, the leaders of the world's airlines have decided to go on the offensive in the global warming debate, with a worldwide marketing campaign, new fuel efficiency targets, and a boldly stated goal to operate a zero-emissions "green" aircraft within fifty years.⁴

³George Monbiot, *Heat: How to Stop the Planet from Burning* (Toronto, ON: Doubleday Canada, 2006), and *Travel Weekly*, June 11, 2007.

⁴International Air Transport Association, "IATA Calls for a Zero Emissions Future," June 4, 2007, sourced at: <http://www.iata.org>.

As per a report by the European Travel Commission,⁵ the following trends should be anticipated:

- To the extent that climate change does occur, it could lead to the loss of many destinations whose appeal depends on their natural environment.
- Many low-lying coastal regions are at risk from rising sea levels—as is already evident in the case of Venice.
- Climate change may also bring about increases in trips outside the summer season, and growing popularity of summer destinations during the traditional winter period can be anticipated.
- The cost of maintaining basic “natural” resources for tourism, such as beaches and national parks, will increase. Ski resorts will have an increased need for artificial snow, and marginal skiing areas may disappear.
- As governments seek to limit greenhouse gas emissions, there is a growing likelihood of climate/emission or “carbon” taxes being imposed. This will, in turn, increase the prices of transport and accommodation.
- The growing awareness of the finite nature of most natural products, and the need to conserve them, will place a premium on the remaining “unspoiled” destinations.
- The rising demand for “ecotourism” and nature-based holidays will increase the number and sophistication of products and destination experience on the market.
- Market activity will need to promote destination sustainability as an aspect of customer reassurance.

In addition to the airlines’ efforts to fix their image as a global villain, a number of travel companies are embracing the concept of carbon offsets—just as a growing number of critics are questioning their real impact and viability.

Technology: Toward “Land of the Free, Home of the Bar Code”⁶

As the United Nations World Tourism Organization (UNWTO) has noted, the world in the year 2020 will be characterized by the penetration of technology into all aspects of life. It will become increasingly possible to live one’s life without exposure to other people, with automated service being the norm and with full access to, and exchange of, information on everything being possible from one’s own home. Even the emergence of space tourism will be, by definition, an activity that is undertaken largely in isolation. In consequence, people will crave the human touch, and tourism will be a principal means through which they seek to achieve this.

⁵European Travel Commission, “Tourism Trends for Europe” (September 2006), sourced at: <http://www.europe.com>.

⁶Daniel Franklin (ed.), *The World in 2004* (London: The Economist, 2004).

Technology will continue to penetrate all sectors of the tourism industry in both operations and attractions. Shown here is the Rose Center for Earth and Space in New York City. This 333,500-square-foot center uses cutting-edge technology on a grand scale to make complex, abstract concepts of astronomy and earth sciences accessible and comprehensible to the public. *Photo by Denis Finnin © American Museum of Natural History.*



In brief, while tourism has traditionally been characterized as a “people industry,” it is now coming face to face with the realities of the massive advances in technology that have occurred over the past several decades. During this period, industries that are less dependent on the human interactions that characterize the tourism sector have adapted labor-saving technology with a vengeance. As a consequence, these industries have been able to improve wage levels and enhance career opportunities for employees while keeping costs under control.

On the other hand, the travel industry has been one of the most successful in utilizing the Internet to market its products. Both large and small firms have enhanced their ability to reach the consumer with their promotional messages; they have also surpassed other sectors in actually selling their product electronically.

The quote “Land of the Free, Home of the Bar Code” in the above subhead, from the *Economist*, highlights another area where technology is having, and will continue to have, a pervasive impact on controlling the movement of travelers across certain international or interregional borders. Foreign visitors to America are required to have either a machine-readable passport or a visa. In addition, the new American visas will be required to contain biometric data in the form of fingerprints and a digital image of the traveler’s face. Eventually it is envisaged that this kind of data will be required on all passports.

While the foregoing reflects a willingness on the part of governments to invest in technology to improve the efficiency of the travel system, many components of the travel industry have generally preferred to keep wages low, thus avoiding the need

for technological innovation, particularly in the actual delivery of services. Although technology has been used extensively in a supporting role to enhance performance and effectiveness (e.g., computerized reservation systems, air control technology, kiosk check-in), there has been a great reluctance to replace human service providers with technologically driven alternatives (such as the banks did when replacing human tellers with automatic teller machines). Similarly, aside from fast-food restaurants, there has been relatively little focused effort to undertake a major rethinking or redesign of travel-related facilities and support systems so as to substantially reduce personnel requirements or to enhance the productivity of employees. While some “tinkering” has occurred in selected areas and sectors, we have not yet seen many of the benefits from technology that are possible. Until technology is adapted more widely, it will be difficult for the travel industry to make new travel experiences available to a mass audience and to do so at prices that are affordable by much of the population.

On the other side of the coin—and this is the dilemma—the introduction of technology is viewed as a “job killer.” Indeed, a common conclusion is that both skilled and not-so-skilled personnel in the labor force could be replaced by various forms of technology. While some argue that the increased use of capital and technology will require highly skilled labor, others argue that technology (particularly computer technology) may, in fact, increase the demand for a less-skilled labor force.

Hotels of the Future

Should space tourism become a reality, travelers will need somewhere to stay—so why not an “inflatable space hotel,” a proposal of Robert Bigelow, the owner of the Budget Suites of America hotel chain. The “Genesis I,” as Bigelow has named his project builds upon work by NASA on its TransHub project. This one-third-scale inflatable was launched on July 12, 2006, from Kosmotras space and missile complex in Russia.⁷ If all proceeds smoothly, a full-scale inflatable code-named Nautilus should soon head into space. Bigelow Aerospace states on its Web site that the program will “make the difference between space stations being only government-available, or having space stations affordable for general business ownership.”

Other more modest yet still future-oriented conceptualizations of the “hotel of the future” have been set out by the founder of futurist.com, Glen Hiemstra. He believes that three things will define the future of hotels: robotics, nanotechnology, and biometric security such as retina scans. “Robotics will be the most significant technology to affect the hotel industry in the future,” says Hiemstra. He envisions a hotel where robots can do the majority of the cleaning and check-in, and safes will become automated by devices like retina scans. “But the really far-out science fiction scenario is with nanotechnology.” (Nanotechnology is, briefly, the ability to manipulate and manufacture things at the molecular level). “In 2025 or 2030, we might be able to have

⁷See <http://www.bigelowaerospace.com>.

rooms reconfigure themselves to suit whatever guests want, whether it's a king-sized bed and a couch, or a single bed and a desk."

But swinging back to the present day, where is most of the hotel innovation taking place? Howard J. Wolff, of the international design firm Wimberly, Allison, Tong & Goo (WATG), which counts Claridge's hotel in London and the Mansion at the MGM Grand in Las Vegas as clients, laughs and says, "The bed . . . Starwood thought about what people wanted from their hotel room and when it comes down to it, it's a comfortable place to sleep, which is why they spent their money developing the Heavenly Bed." (Starwood Hotel and Resort Worldwide's Westin Hotel subsidiary developed the Heavenly Bed, a custom-made mattress set by Simmons with nine hundred individual coils, which hotel guests can purchase for \$3,235 for the king ensemble).

The Continuing Evolution of Air Travel

In the ongoing race to be number one in aircraft manufacturing, Airbus has recently edged out Boeing as the top commercial jet maker. The two companies are in a fierce battle for supremacy. Airbus has chosen the path of building the world's largest airliner, the Airbus A380. The plane provides seating for 525 people in a standard three-class configuration or 853 in an economy class configuration. Airbus expects to sell about 750 airplanes. Singapore Airlines put the first A380 in commercial service in late 2007. Boeing, in contrast, believes the future need will be for a smaller aircraft with a longer range. Its 787 Dreamliner, said to be the super-efficient plane of tomorrow, will have configurations flying between 3,500 and 8,500 nautical miles and with passenger capacities of 200 to 300. U.K. tour operator Thomson says that the range the 787 Dreamliner can achieve will "change the face of long-haul travel" in the future, enabling holidays to be offered in far-reaching destinations without the need to land and refuel. Thomson predicts that Borneo, Bali, Hawaii, and Mauritius are all future package holiday destinations from the United Kingdom with the 787.

While all of the above is occurring in the realm of product development, the future of air travel is also likely to see a continuation of the growth of low-cost, reduced-service air carriers. Airlines such as Southwest Airlines (U.S.), Ryan Air (Ireland), EasyJet (U.K.), and WestJet (Canada) pose an ongoing threat to the traditional full-service airlines.

The Final Frontier? Space Tourism

Human curiosity about the stars predates travel and tourism as we know it today, so it is not surprising that travel into space should be gaining in popularity. In this regard, Brown identifies a number of studies demonstrating public interest in space tourism.⁸ Despite this interest, the prohibitively expensive cost of space travel makes it

⁸Frances Brown, "The Final Frontier? Tourism in Space," *Tourism Recreation Research*, Vol. 29, No. 1 (2004), pp. 37–43.

clear that not too many of us are likely to be getting a “moon-tan” in the near future. Nevertheless, the continued interest in space tourism indicates that the concept is an emerging market. The fact that the \$10 million “X Prize” (for two suborbital flights in space) has been won and the establishment of many space tourism companies and the building or proposed building of spaceports in New Mexico, the United Arab Emirates, Sweden, California, Florida, and Singapore are clear signals that space tourism has a future. Wikipedia lists twenty-nine private companies offering or planning manned spaceflights. The two most prominent companies seem to be Space Adventures and Virgin Galactic.

Space Adventures is a privately owned space experiences company headquartered in Arlington, Virginia, with an office in Moscow, Russia. Their goal is to open the space frontier to everyone and promote private space exploration by building a series of successful, privately funded spaceflight missions. They have already sent five space tourists to the International Space Station. The current price seems to be \$30 million, and trips are sold out through 2009.

Virgin Galactic, established by Virgin Group chairman Richard Branson, has undertaken the challenge of developing space tourism for everyone. They are planning to have passenger service on its first spaceship (SpaceShip Two) with a launch in 2008.

Space Adventures, Ltd., which positions itself as the world's leading space experience company, seeks to be a unifying force for a generation of space explorers. Space Adventures, the only company to have launched five private space explorers—to the International Space Station—launched a Soyuz rocket from Baikonur Cosmodrome in Kazakhstan. *Courtesy of Space Adventures.*



The price will be \$200,000 for a flight approximately sixty-eight miles high. SpaceShip One, which won the X prize, was designed by Burt Rutan of Scaled Composites and funded by Virgin Galactic. Scaled Composites is currently building five SpaceShip Twos for Virgin. Virgin Galactic has received over \$25 million in deposits and interest from eighty thousand would-be space tourists.

In the words of leading space tourism researcher Geoffrey Crouch, "There is a strong possibility that a viable, commercial space tourism industry is poised for growth through the 21st century."⁹

Terrorism and Crisis Management Becomes Integral to Travel and Tourism

The announcement of Schedules for Terrorism Awareness Training Courses, developed by the Department of Homeland Security, directed toward stadiums and arenas, is but one more clear indication that terrorism—and the need to counter it—has become an integral part of our daily lives.

As discussed earlier, nowhere is the significance of the reality of terrorism more important than in tourism. Because we, in the tourism industry, are encouraging the members of any population to travel on a discretionary basis, we have a special obligation to do all we can to take every step possible to provide travelers with security.

Why do terrorists attack tourism centers? According to the *Futurist*,¹⁰ terrorists seek out tourist destinations for four primary reasons:

1. An attack on a tourism center is an attack on a nation's entire economy—a fact that further emphasizes the economic significance of tourism.
2. Tourism is highly media-oriented—terrorism seeks publicity, and tourist attractions like sporting events and festivals are likely to have media already at the site.
3. Tourist attractions such as museums, historic sites, and beautiful scenery represent the spirit and essence of a nation.
4. Tourist spots provide terrorists with relative anonymity. Police and security professionals rarely know the identities or motivations of visitors at sites and events.

As a consequence of the foregoing, increasing security will be a must for airlines, hotels, restaurants, and other tourism services. Furthermore, security experts in the travel industry must address the possibility of a "suicide disease carrier" seeking to infect an entire population.

⁹Geoffrey I. Crouch, "Space Tourism through the 21st Century," *Proceedings of the Tourism: State of the Art II Conference*, June 27–30, 2004, Glasgow, Scotland.

¹⁰Edward Cornish (ed.), *The Futurist* (Bethesda, MD: World Future Society, 2002); online: <http://www.wfs.org/futurist.htm>.

The tourism industry must, however, go beyond mere security management and put in place a crisis management system that is capable of dealing with a wide range of catastrophes. Examples of recent tourism-related crises include:

- Britain: foot-and-mouth disease in cattle
- Cuba, Haiti, and Florida: the advent of successive major hurricanes
- China: SARS
- Bali: nightclub bombing
- Egypt: Luxor killings of tourists
- Thailand: avian (bird) flu and the threat of its spreading to humans
- Asia: tsunami

Terrorism affecting tourism has become so serious that costly efforts to develop missile warning systems and expendable decoys to protect commercial aircraft against shoulder-fired missile attacks are now taking place.

Will Outsourcing Take the Service out of Customer Service?

A highly visible and highly contentious phenomenon of the past decade has been the “outsourcing” of certain services to lower-wage areas of the world. While the trend started in the manufacturing sector, it subsequently spread to the services sector of the economy, and selected tourism/hospitality services have been caught up in this offspring of global restructuring. A common example is destination call services that respond to visitor enquiries for information. Another relates to the follow-up requests for reservations.

Cost reduction, the primary motivation for outsourcing, can provide substantial improvements in the profitability of tourism firms. The ongoing concern in the continuing outsourcing debate pertains to the trade-off between cost savings and quality of customer service.

THE TOURIST OF THE FUTURE

The foregoing sections have dwelled on how technology may definitely alter tourism facilities, products, and services—and indeed, the travel experience itself. In the meantime, the tourist who seeks to enjoy the experiences offered will also be changing. What changes can we expect?

Emergence of the Knowledge-Based Society and Workforce

One consequence of the above-noted rise of technology is that certain of the developed nations have already entered an era in which one of their greatest competitive

advantages is the information or knowledge they possess, rather than their ownership of natural resources or their access to cheap labor. Assuming that such a trend continues and expands to other countries, it behooves the tourism industry to examine how the travel behavior of people in a knowledge-based society might differ from that of people from a manufacturing or more traditional service-based setting.

If the world's leading economies are any indication of trends in this regard, we can expect travelers from knowledge-based economies to be more experienced, more discerning, and more demanding—in brief, more sophisticated. In particular, we can expect that they will be seeking more individualized experiences, often characterized as **special-interest travel**. Such travelers “are more interested in enriching their lives through experiences rather than hands-off entertainment. They seek authentic, interactive, highly involved, quality travel experiences, focusing on in-depth coverage of the special interest topic or destination at hand.”¹¹

Pushing the limits even further, certain individuals and groups are now espousing the potential of **virtual reality** (VR) as a replacement for travel.¹² This technology represents perhaps the outer limits of the knowledge-based industries in that it purports to provide simulated experiences that conceptually are equivalent to the real thing. It is asserted that someday (supposedly not too far away), by merely strapping on the necessary technology, people will be able to “experience” a destination without actually visiting it. While it is easy for the traveler of today to dismiss such an idea as sheer fantasy, it does seem logical that such an approach would (if truly feasible) find ready acceptance among members of a knowledge-based society. It goes without saying that, if successful, “virtual-reality tourism” would have profound impacts on the travel industry as we know it.

At the same time as we espouse the potential of VR, we must acknowledge that the implementation of the concept has lagged behind its promise for some time now. It is currently argued by its proponents that VR should become feasible and affordable around 2010 to 2015. But, even if it does, one must question whether humans will find that the virtual experience is truly an attractive substitute for the reality of travel. See the Global Insight titled “Virtual Tourism.”

Demographic Shifts

Although very little in the social sciences is truly predictable, there is one notable exception: the demographics of the world's present population. In this regard, the forces of change that will drive and shape the face of the next generation are already evident. The populations of the developed Western world are aging and will decline in

¹¹Robert J. Forbes and Maree S. Forbes, “Special Interest Travel,” *World Travel and Tourism Review*, Vol. 2 (Wallingford, UK: CAB International, 1992).

¹²Travel and Tourism Research Association, “Examining the Dynamics of New Partnerships, Strategies, and Products,” newsletter, 1992.

 GLOBAL INSIGHT 

Virtual Tourism

Virtual tourism (VT) is a phrase often used to describe a variety of video- and photograph-based “tour” of a destination. Such virtual tours are created primarily with a number of shots taken from a single point with still cameras. These images are then stitched together using special software to create a movie of the destination that is configured for optimal viewing.

A different and rapidly emerging new dimension of virtual tourism is that related to what is known as Second Life (SL).

SL is a virtual online world with millions of registered users and a thriving virtual economy. SL allows its users to create a new and improved digital version of themselves. They then function “through” their “avatar,” wherever they choose, down streets, into nightclubs and stores. When they meet another avatar, they can start a conversation, in the process developing friendships, love affairs, and entire subcultures. “Residents” can buy land, build structures, start businesses—and travel.

It is not surprising then that dream holidays are now within the reach of millions of people in the virtual online world of Second Life, where a burgeoning

tourism sector has sprung up. SL tourism—which is a cross between a computer game and a chat room—allows visitors to explore three-dimensional virtual environments and interact with one another in cyberspace.

Once you are in the Second Life world, you can start with a guided tour through the wonders of Paris—followed by a tour through Canada’s Rocky Mountains in your new BMW convertible. And the length of your trip is limited only by the time you have available before you have to get back to reality.

Also keep in mind, when planning your SL virtual tour, that the increasing number of residents of Second Life are establishing a broad range of virtual companies—any one of which can provide information and services to help improve the quality of your next virtual travel experience.

DISCUSSION QUESTIONS

1. Why is Second Life one of the most controversial technologies on the Internet?
2. What are some tourism applications in Second Life?
3. Will virtual tourism replace real tourism?

relative size. At the same time, the populations of the developing world continue to explode. While in the short term such changes may present opportunities for the tourism industry, they also raise some fundamental long-term questions. These questions concern not only the distribution of the income and wealth on which travel depends but also the geographic distribution of the world’s population.

The above-noted aging of the populations of tourist-originating countries will bring about a number of significant changes in the choice of destinations and in the travel behavior of individuals. Just a few selected examples of such changes are:

- Leisurely, rather than highly programmed, vacations will increase.
- More grandparents will be traveling with children.

- Convenience will be paramount; airport delays due to increased security and overcrowded facilities will result in a trend away from short flights.¹³
- Many individuals will tend to turn inward toward family and friends (cocooning) as they seek protection in a hostile world.
- Concern for health and medical travel facilities will be driven by both physiological and psychological needs of older travelers.
- Travelers will seek “home hotels” where they can easily find most things they need, including shoes, clothing, and other necessities—so as to minimize the luggage they require.
- Educational hotels will meet the growing desire of tourists both to learn and to acquire new skills.¹⁴
- Since nearly half of all households in America are now headed by persons who are not married, this will increasingly change the need for travel facilities, events, and activities that were designed and developed to meet the needs of the traditional family vacation.
- The evolving ethnic composition of the North American population is changing the choice and travel behavior of tourists. In the United States, one in three Americans will belong to an ethnic minority by 2020. At the present, non-Hispanic whites comprise 73 percent of America's population, but this is a shrinking share. By 2020, blacks will comprise 14 percent of the U.S. population. Hispanics (now 11 percent) will grow to 16 percent of the total population by 2020.¹⁵

The Long-Predicted “Chinese Elephant” Is Starting to Become a Tourism Reality

Chinese government travel restrictions on its population are continuing to be relaxed to the point where China is on its way to becoming one of the world's most powerful outbound tourism nations. According to the UNWTO, China is the fastest growing outbound market in the world, and by 2020 it is expected that 100 million Chinese will make outbound leisure trips annually. This growth has resulted in tour groups from China quickly becoming a normal sight at the world's tourism destinations. Chinese visitors are important economically as they spend more than tourists from other Asia-Pacific countries.

¹³Peter E. Tarlow, “Tourism in the Twenty-First Century,” *Futurist*, Vol. 36, No. 5 (September–October 2002–2003), pp. 48–51.

¹⁴Ivanka Avelini Holjevac, “A Vision of Tourism and the Hotel Industry in the 21st Century,” *International Journal of Hospitality Management*, Vol. 22, No. 2 (2003), pp. 129–134.

¹⁵Robert A. Dunn, *Demographic Trends and Facilities Modernization in the Corps of Engineer Recreation Program: Draft Study Plan* (Vicksburg, MS: U.S. Army Engineer Research and Development Center, Waterways Experiment Station, 2000).

China has an Approved Destination Status (ADS) system where destinations are “sanctioned” by the Chinese government. Approved Destination Status is a bilateral agreement on tourism that greatly facilitates Chinese to travel to a destination. China currently has ADS agreements with eighty-six countries. On December 11, 2007, the U.S. Commerce Secretary and the China National Tourism Administration signed a Memorandum of Understanding giving the United States Approved Destination Status.

Diversity within a Homogeneous World

Despite the fact that the popularity of Coca-Cola and McDonald’s contributes to the trend to “sameness” around the world, there are strong counterpressures to maintain individual and cultural distinctiveness. A visit to any major city in the world demonstrates how information, economic pressures, and the tendency to imitate has left the world “less different” than it was a century, even decades, ago. It seems, however, that the human entity, while recognizing the pragmatic value of sameness, is determined at the same time to make every effort to preserve and enhance unique identity. Whether or not the culture that spawned the Bolshoi Ballet is threatened by the arrival of McDonald’s restaurants remains to be seen. However, if the determination of those who are facing this issue is any indication, the existence of cultural diversity within a global society is a reality whose time has come.

The Quest for Stability and Security

After literally decades of economic growth and relative stability, many highly successful and valued persons are suddenly facing the prospect of decreasing economic well-being—and in many cases, even unemployment. This was not how it was supposed to turn out. We have seen, in response to this threat, a strong reluctance to spend, even by those who have the resources. Although the resulting increase in saving rates may provide the investments necessary for modernization and long-term economic growth, the more immediate impacts on leisure and tourism spending are already being felt.

In the area of physical (as opposed to economic) security, we have known for some time that risk of physical danger is certain to diminish the prospects of a given tourism destination or travel-related firm. War in the Middle East has affected tourism both locally and worldwide. Terrorism aimed at U.S. air carriers has diverted traffic to competitors. Concern for health is of increasing importance, particularly for older travelers. In a different but related vein, the growing threat of AIDS and other diseases has added yet another dimension of concern, only this time for younger segments of the population. We note without exaggeration that the wise tourist visiting certain regions of the world now seeks a traveling companion having a compatible blood type in case

a blood transfusion is required. Such concern and attention to detail with respect to health care while traveling should not be dismissed as an aberration of the few.

The events of September 11, 2001, have vividly reinforced the critical significance of safety and security to people's desire to travel and thus to the well-being of the tourism industry. It follows that a primary goal of all sectors of the industry, as well as its government partners, must be to restore a pervading sense of confidence to travelers regarding all aspects of the travel experience.

Pressures for Mass Migration

While those in the developed world try to preserve their level of well-being, many millions in developing nations seek to better their lives. As fading borders increasingly facilitate population movements within trading blocs, there will be those who will first request, and then demand, the right for such freedom of movement to be extended. The day is not far off when freedom of movement of all peoples of the world may be termed a "basic human right." Although this certainly does not mean that this right will be granted, it will undoubtedly be asserted. Clearly, the implications of this still weak but emerging pressure go far beyond the concerns of those in the leisure and tourism field. This said, however, it is very clear that should such pressures succeed in even a modest way, the entire landscape of leisure and tourism could change dramatically.

The Arrival of "Perpetual Tourism"

While the poor of the world are seeking new permanent homes in order to better their lives, a select segment of the world's wealthy are always on holidays—to the extent in some cases that they have no permanent residence. These persons are, in affect, "perpetual tourists." While the most widespread example involves those who use recreation vehicles (RVs) as their home, the most extreme and most luxurious lifestyle in this category are those who live on cruise ships. Although the motivation for such a cruise lifestyle is generally thought to be the pursuit of pleasure, there is often a functional motivation as well, namely the desire to avoid taxation of personal income.

The Emergence of Extreme/Adventure/Disaster or "Dark" Tourism

Yet another extreme form of tourism that has been recognized more recently is where individuals undertake to visit locations of mass destruction, where local uprisings, or even wars, create a unique type of destination experience that some travelers find exciting. In the same vein, major disasters; such as floods, earthquakes, tornadoes, and hurricanes—despite or perhaps because of the danger they create—draw visitors to

Shown here is a prime example of the “tourist of tomorrow,” one who will be the prime beneficiary of the many exciting facilities and opportunities that are now on the drawing board. He has reason to smile. *Photo courtesy of Panama City Beach Convention and Visitors Bureau.*



the disaster site. While by their nature these events are inherently difficult to plan for, it is not uncommon to see entrepreneurs selling T-shirts that make it possible for visitors to make everyone aware that they visited the site of the event/disaster or even mass killings (such as Auschwitz).

Change from a “Service” to an “Experience” Economy

Another fundamental change that has been occurring is what Pine and Gilmore¹⁶ refer to as the creation of the experience economy. This change is seen as part of an ongoing evolution from the product and service economies of the past. In such an economy, consumers seek a quality experience from an investment of their time and money. In a related vein, there is also a changing relationship between hosts and guests. In brief, people are seeking genuine experiences rather than staged ones.

- As visitors acquire an increasing number of travel experiences, they also become increasingly sophisticated, more discerning—and consequently, more demanding.

¹⁶B. Joseph Pine II and James H. Gilmore, *The Experience Economy: Work Is Theatre and Every Business a Stage* (Boston, MA: Harvard Business School Press, 1999).

- Additionally, because of the foregoing enhancement in sophistication of tourists, travel itself may be losing some of its uniqueness, cachet, and status among well-educated, well-to-do individuals. To counter this possibility, policy makers and “experience designers” need constantly to seek equally sophisticated ways to challenge and stimulate the tourist of today. To do this, we simply need to keep in mind that the world and its peoples are endless sources of wonder. It is up to us to explore and find the deeper sources of wonder that have true meaning for the experienced, sophisticated traveler.

In many ways, tourism has been an important force underlying the creation of the experience economy. As Otto and Ritchie¹⁷ have demonstrated, travelers seek a quality “experience chain” that links together the many service components of a complex travel experience. The challenge facing the tourism industry is to ensure not only high-quality links in the experience chain, but an enjoyable, hassle-free passage from one link to another. Since each of the links is often managed by a different owner/operator, it is difficult to maintain a continuously high experience across the links. Because of this, destination management organizations (DMOs)—a role often assumed by convention and visitors bureaus (CVBs)—have become increasingly critical to the success of the destination visitation experience, as they seek to coordinate the many service/experience providers at a destination.

The Evolution of Leisure Time and Leisure Itself

While all of the foregoing forces are at work changing the nature of tourism, the underlying essence of tourism, leisure time, is itself undergoing major transformation.¹⁸ Although the amount of actual leisure time is not expected to increase significantly in most developed countries over the short term with respect to paid or public holidays, one important related change is taking place. This change involves the development of more flexible working patterns in many countries, together with a restructuring and delayering that are likely to lead to more individualized working patterns, with longer, less predictable working hours for many. This will accelerate the trend toward late booking and increase the importance of easy and efficient services for vacation selection and purchase. It will also, in all likelihood, lead to increased flexibility of work through the week and through the year, together with the growth of long-haul travel that will spread vacations more evenly through the year.

Competition for Leisure Time

¹⁷Julie E. Otto and J. R. Brent Ritchie, “The Service Experience in Tourism,” *Tourism Management*, Vol. 17, No. 3 (May 1996), pp. 165–174.

¹⁸United Nations World Tourism Organization, *Changes in Leisure Time: The Impact on Tourism* (Madrid: UNWTO Business Council, 1999).

¹⁹Ibid.

A UNWTO study¹⁹ has found that the amount of leisure time available varies widely among the countries included in the study. The proportion of that time that is spent on tourism will depend upon the attractiveness of the products that the industry offers. As standards of living rise, so the range of leisure-time options broadens. People lead fuller lives and have more hobbies and interests. Many of these are focused in or near the home, which is increasingly a relaxation and entertainment center. Towns and cities around the world invest heavily to become more pleasant places to invest in and to live in. So shopping, cultural, restaurant, leisure, and pleasure facilities proliferate, often on single sites so that people on tight schedules can save time yet spend on a variety of activities and attractions.

At the same time, for many people, changes in the employment market are making time as precious as money. In addition, increasingly knowledgeable and experienced consumers seek more value and individuality from their purchases, whether of goods or services.

THE CHANGING NATURE OF TOURISM PRODUCTS

To meet contemporary vacation needs, tourism products must compete with the pressures on consumers' leisure time and the widening range of leisure opportunities near to home as well as with second homes and timeshares. There are also those attractions that offer alternatives to overseas travel, such as Center Parcs, which provide weatherproof centers for family water-recreation vacations in northern Europe, and Disney's Animal Kingdom, which re-creates the Serengeti in Florida. Many theme parks offer day trips and short breaks from major urban centers.

A fundamental competitive advantage of leisure investments of this kind is that they offer easy, convenient access. This must add to the vital interest of the tourism industry in pressing governments to ensure the quality of transport services. Congestion, delay, and unreliable transport deter travel.

An analysis of the views of the industry on growth prospects suggests that already the following range of products is well adapted to the changing market:

- Beach and other resorts that provide a range of activities and attractions in a good environment, are easy to reach, are pleasant to be in, and have good communications to home and office
- Cities with good transport links, user-friendly airports, and an attractive environment offering culture, entertainment, and good shopping, which can be enjoyed during a short break
- "Get away from it all" destinations, offering an excellent environment, whether for total relaxation and tranquillity or for the pursuit of cultural, physical, or environment interests; also with excellent communications with home and office
- Theme parks that are conveniently located, with good transport links, and offer a full range of entertainment and activities to be enjoyed by all the family over a short break

- Cruises, many of which are getting shorter and more affordable, are floating resorts that offer a full range of entertainment and leisure options to satisfy the whole family

Products with distinctive appeal to the young include activity vacations, particularly diving, skiing, trekking, and soft adventure. These interests provide an indication of the probable vacation preferences of this market as it grows older and comes under greater time pressures.

Vacations with particular appeal to those traveling independently include special-interest vacations, coach touring, event-related tourism, and cultural and health-related vacations. These products are suited to individuals vacationing independently, whether to avoid the difficulties of synchronizing vacation time with other family members or, in an increasingly differentiated market, simply using their leisure time to pursue individual interests.

Vacations with particular appeal to the retired include winter sun, cruises, special-interest, cultural, coach-touring, walking, and health-related products.

Time and Money

The broadening of income differentials that has accompanied the pressure on leisure time in many countries means that increasingly income is inversely related to available time. So, those in the working population who are best able to afford vacations



While technology often takes the spotlight when talking about the future, it is equally important to take action to protect our environment, our heritage, and our animals for future generations. *Photo courtesy of Digital Vision.*

have the greatest difficulty in finding time to get away, especially for more than a short break. The challenge for the industry is to create compellingly attractive products that can be enjoyed within the purchaser's time constraints.

Opportunities exist for luxury and exotic breaks, but also for high-quality domestic or same-region or time-zone products that minimize traveling time as a proportion of the break and avoid jet lag.

Those with more time but with lower incomes will be concerned with affordability. This may be reflected in the growth anticipated by the industry in fully inclusive vacations, which make it easier for people to budget for their vacation before leaving home.

For all those affected by the increased flexibility of employment and greater work pressure, opportunities to select and book vacations at the last minute are important. This may stimulate direct bookings and use of the Internet, but is also an opportunity for travel agents who can provide fast, efficient service.

Income differentials are also widening among the retired, and the gap between highly priced and cheaper products aimed at this market is likely to increase. The retired who are financially secure, with relatively high incomes, form the core of outbound tourism growth in many countries and have the greatest potential for more frequent travel. A wide range of products attracts this market, but it is discerning, increasingly seeks tailored products, and has plenty of nontravel-related interests, which make many reluctant to be away from home too often or too long.

The retired with less substantial incomes are likely to become even more cost and value conscious, particularly in countries facing significant changes in pension arrangements. Nevertheless, this group is an important market, especially for destinations where living costs compare favorably with those at home and where long winter sun vacations are affordable.

In view of the importance of the retired market, more research on their travel interests would be helpful, focusing particularly on willingness to take extended vacations and to travel in the colder months and out of season.

The older retired greatly appreciate ease of travel arrangements, not having to handle baggage, and having medical services at hand. Cruises meet these requirements well, offer security, and largely eliminate the effort that would otherwise be involved in visiting several cities or other attractions within a short period. Generally, however, as the retired grow older, the propensity to travel gets lower. The challenge to tourism marketing is to change, or at least defer, this. Since populations are growing only slowly or stagnating in many of the established major tourism markets, particularly Japan and most of the European countries, the retired market is an increasingly important opportunity for growth and merits continuing close attention. Some key points about this market follow.

- There is a growing recognition that, in order to support the relatively generous European pension arrangements in light of the reality that older people are continuing to be healthier and to live longer, serious consideration needs to be given

²⁰European Travel Commission, *Tourism Trends for Europe* (Brussels, ETC, 2006).

to raising the retirement age. For example, a recent U.K. government report on the future of pensions proposed increasing the state pension age for men and women to sixty-six by 2030, to sixty-seven by 2040, and to sixty-eight by 2050.²⁰

- A recent report indicated that nearly half of Americans suffered from “time poverty”—a generalized sense of not having enough time to do what they want, when they want. Such “time-poor” consumers generally want to buy bundled travel components because it simplifies transactions and makes travel planning easier.²¹
- Time poverty is also prompting people to save up time to spend later. This has given rise to a growing trend toward “sabbatical” holidays, which can become “trips of a lifetime.”
- The aging population and an increasing concern for health are likely to drive a growth in demand for “health tourism” products and spa services.

MANAGING THE FUTURE EFFECTIVELY

While it is impossible to truly “manage” the future, tourism policy makers and destination managers must make every effort to anticipate, adapt to, and take advantage of the future, as we understand it to be evolving. Based on the foregoing “best” understanding as to how the future is unfolding, the following are some of the most significant “action areas” for the tourism policy maker/manager of today—and tomorrow:

- Tourism continues to grow. Seek to take advantage of the extent of this growth and its special areas of growth opportunities.
- How, and to what extent, is **climate change** likely to affect your destination and the experiences it is capable of offering?
- How is the **aging of the tourism population** in general—and the aging of tourists who have an interest in the experience you offer—likely to affect you and your destination?
- How does the **increasing sophistication of the travel market** apply to you and the experience offered by your destination? How do you feel you should/can respond?

SUMMARY

Social and economic trends in developed countries seem to favor long-term growth in both domestic and international travel demand. More long-term leisure, increased disposable income, higher levels of education, and more awareness of other countries and

²¹Ibid.

peoples are significant factors influencing a growing market for travel. The movement toward an experience economy is another fundamental change from which tourism can benefit if it plans and adapts appropriately.

Technological trends are also favorable. Transportation equipment is now more efficient and more comfortable; hotel and motel accommodations have become more complete, attractive, convenient, and comfortable; and new developments have given much more attention to environmental considerations.

Tourism is believed to have a positive effect on world peace. As people travel from place to place with a sincere desire to learn more about their global neighbors, knowledge and understanding grow. Then at least a start has been made in improving world communication, which seems so important in building bridges of mutual appreciation, respect, and friendship.

We trust that you are now ready to contribute your part toward making this world a bit more experiential, as well as more prosperous and peaceful through tourism.

KEY CONCEPTS

city-state
concern for safety
cultural diversity
demographic changes
environmental sensitivity
experience economy
global forces of change

high-tech/high-touch
interface
knowledge-based society
lifestyle diversity
market economy
need for stability
population migration

resident-responsive tourism
space tourism
special-interest tourism
spread of democracy
value-system changes
virtual reality

INTERNET EXERCISES

The Internet sites mentioned in this chapter plus some selected additional sites are listed for your convenience on the companion Web site for this book, www.wiley.com/college/goeldner.

ACTIVITY 1

Site Name: World Travel and Tourism Council

URL: <http://www.wttc.org>

Background Information: The World Travel and Tourism Council (WTTTC) is the global business leaders' forum for travel and tourism. Its

members are chief executives from all sectors of the travel and tourism industry.

Exercises

1. Visit the annual forecast (TSA Research) on the WTTTC site and examine the worldwide employment forecast for the current year and the ten-year projection.
2. Do the same for the United States.
3. Do the same for the European Union.

ACTIVITY 2**Site Name:** Space Adventures**URL:** <http://spaceadventures.com>

Background Information: Space Adventures is a privately owned space experiences company headquartered in Arlington, Virginia, with an office in Moscow. Their goal is to open the space frontier to everyone and promote private space exploration by building a series of successful, privately funded spaceflight missions.

Exercises

1. Visit the site and determine their role in assisting the world's first two space tourists, Dennis Tito and Mark Shuttleworth.

2. Examine the space tourism opportunities that are available today.

ACTIVITY 3**Site Name:** Virgin Galactic**URL:** <http://virgingalactic.com>

Background Information: Virgin Galactic is a company established by the Richard Branson Group to undertake the challenge of developing space tourism for everyone.

Exercises

1. What do you see as the future of space tourism?
2. What do you see as the different roles between Space Adventures and Virgin Galactic?

 **QUESTIONS FOR REVIEW AND DISCUSSION** 

1. What might be an obstacle to the optimistic projections of increased international tourism forecast in this chapter?
2. Intelligent, creative, sensitive tourism developments can actually improve the environment and heighten the appeal of an area. Give examples of how this might happen.
3. Can tourism enhance and improve a destination area's cultural and hospitality resources? Provide actual or hypothetical examples.
4. What is the expected trend in health-oriented accommodations and programs? Food services?
5. What are the realistic prospects for a four-day workweek?
6. Does early retirement appeal to most workers?
7. How can tourism interests obtain a growing share of leisure market expenditures?
8. What do you think the future of space tourism will be?
9. Would you or anyone you know pay \$100,000 to travel in space? What would you pay?

Selected References

Chapter 1

- Beaver, Allan. *A Dictionary of Travel and Tourism Terminology*. Oxfordshire, UK: CABI Publishing, 2006.
- Boniface, Brian G., and Chris Cooper. *Worldwide Destinations: The Geography of Travel and Tourism*, 3d ed. Oxford, UK: Butterworth-Heinemann, 2001.
- Brown, F. *Tourism Reassessed: Blight or Blessing?* Oxford, UK: Butterworth-Heinemann, 1998.
- Cook, Roy, Laura Yale, Joseph Marqua, and Rand McNally. *Tourism: The Business of Travel*. Upper Saddle River, NJ: Prentice Hall, 2006.
- Cooper, C., J. Fletcher, D. Gilbert, R. Shepherd, and S. Wanhill (eds.). *Tourism: Principles and Practice*. Essex, UK: Longman, 1998.
- Degg, Richard (ed.). *Leisure, Recreation, and Tourism Abstracts*, quarterly. Wallingford, Oxfordshire, UK: CAB International.
- Franklin, Adrian. *Tourism: An Introduction*. London: Sage Publications, 2003.
- Khan, Mahmood, Michael Olsen, and Turgut Var (eds.). *VNR's Encyclopedia of Hospitality and Tourism*. New York: Van Nostrand Reinhold, 1993.
- Krippendorf, Jost. *The Holiday Makers*. London: Butterworth-Heinemann, 1989.
- Leiper, Neil. "The Framework of Tourism: Towards a Definition of Tourism, Tourist, and the Tourism Industry." *Annals of Tourism Research*, Vol. 6, No. 4 (October–December 1979), pp. 390–407.
- Lockwood, Andrew, and S. Medlik (eds.). *Tourism and Hospitality in the 21st Century*. Oxford, UK: Butterworth-Heinemann, 2001.
- Mill, Robert Christie, and Alastair M. Morrison. *The Tourism System*, 4th ed. Dubuque, IA: Kendall/Hunt, 2002.
- Morley, Clive L. "What Is Tourism: Definitions, Concepts, and Characteristics." *Journal of Tourism Studies*, Vol. 1, No. 1 (May 1990), pp. 3–8.
- Page, Stephen J., and Joanne Connell. *Tourism: A Modern Synthesis*, 2d ed. London: Thompson Learning, 2006.
- Richardson, John I., and Martin Flucker. *Understanding and Managing Tourism*. Frenchs Forest, NSW: Pearson Education Australia, 2004.
- Smith, Stephen L. J. "Defining Tourism: A Supply-Side View." *Annals of Tourism Research*, Vol. 15, No. 2 (1998), pp. 179–190.
- Travel Industry Association of America. *Domestic Travel Market Report*. Washington, DC: TIA, 2007.
- Travel Industry Association of America. *Tourism Works for America*. Washington, DC: TIA, annual.
- Turner, Louis, and John Ash. *The Golden Hordes*. London: Constable, 1975.
- Walker, John. *Introduction to Hospitality*, 3d ed. Upper Saddle River, NJ: Prentice Hall, 2002.
- United Nations World Tourism Organization. *Compendium of Tourism Statistics*. Madrid: UNWTO, 2007.
- United Nations World Tourism Organization. *Yearbook of Tourism Statistics*. Madrid: UNWTO, 2007.
- United Nations World Tourism Organization. *Tourism in a Globalized Society*. Madrid: UNWTO, 2003.
- United Nations World Tourism Organization. *Thesaurus on Tourism and Leisure Activities*. Madrid: UNWTO, 2001.
- United Nations World Tourism Organization. *Educating the Educators in Tourism*. Madrid: UNWTO, 1996.
- United Nations World Tourism Organization. *Concepts, Definitions, and Classifications for Tourism Statistics*. Madrid: UNWTO, 1995.
- United Nations World Tourism Organization. *Implications of the UNWTO/UN Tourism Definitions*. Madrid: UNWTO, 1995.
- Wall, Geoffrey, and Alister Mathieson. *Tourism: Changes, Impacts, and Opportunities*. Upper Saddle River, NJ: Prentice Hall, 2006.
- Young, George. *Tourism: Blessing or Blight?* Baltimore: Penguin Books, 1973.

Chapter 2

- Belasco, Warren James. *Americans on the Road: From Autocamp to Motel, 1910–1945*. Cambridge, MA: MIT Press, 1979.

- Burkart, A. J., and S. Medlik. *Historical Development of Tourism*. Aix-en-Provence, France: Centre des Hautes Studes Touristiques, 1990.
- Casson, Lionel. *Travel in the Ancient World*. London: Allen and Unwin, 1974.
- Cooper, Chris. *Classic Reviews in Tourism*. Clevedon, UK: Channel View Publications, 2003.
- Douglas, Ngaire, and Norman Douglas. "P&O's Pacific." *Journal of Tourism Studies*, Vol. 7, No. 2 (December 1996), pp. 2–14.
- Evans, Michael R. "Newport, Rhode Island—America's First Resort: Lessons in Sustainable Tourism." *Journal of Travel Research*, Vol. 36, No. 2 (Fall 1997), pp. 63–67.
- Fagan, Brian M. *The Great Journey: The Peopling of Ancient America*. New York: Thames and Hudson, 1987.
- Friedhiem, Eric. *Travel Agents: From Caravans and Clippers to the Concorde*. New York: Travel Agent Magazine Books, 1992.
- Gee, Chuck Y., and Matt Lurie (eds.). *The Story of the Pacific Asia Travel Association*. San Francisco: Pacific Asia Travel Association, 1993.
- Gunn, Clare A. *Western Tourism: Can Paradise Be Reclaimed?* Elmsford, NY: Cognizant Communication Corporation, 2004.
- Jakle, John A. *The Tourist: Travel in Twentieth-Century North America*. Lincoln: University of Nebraska Press, 1985.
- Kreck, Lothar A. "Tourism in Former Eastern European Societies: Ideology in Conflict with Requisites." *Journal of Travel Research*, Vol. 36, No. 4 (Spring 1998), pp. 62–67.
- Lerner, Judith. "Traveling When the World Was Flat." *Travel Agent*, March 8, 1982, pp. 26–29.
- McIntosh, Robert W. "Early Tourism Education in the United States." *Journal of Tourism Studies*, Vol. 3, No. 1 (May 1992), pp. 2–7.
- National Geographic. *Peoples and Places of the Past: The National Geographic Illustrated Cultural Atlas of the Ancient World*. Washington, DC: National Geographic Society, 1983.
- Rae, W. Fraser. *The Business of Travel: A Fifty Years' Record of Progress*. London: Thomas Cook and Son, 1891.
- Robinson, H. A. *Geography of Tourism*. London: Macdonald and Evans, 1976.
- Rugoff, Milton. *The Great Travelers*. New York: Simon and Schuster, 1960.
- Shaw, Steve. *The Delicious History of the Holiday*. London: Routledge, 2000.
- Sofield, Trevor, and Sarah Li. "Tourism Development and Cultural Policies in China." *Annals of Tourism Research*, Vol. 25, No. 2 (1998), pp. 362–392.
- Sofield, Trevor, and Sarah Li. "Historical Methodology and Sustainability: An 800-Year-Old Festival from China." *Journal of Sustainable Tourism*, Vol. 6, No. 4 (1998), pp. 267–292.
- Towner, John. "Approaches to Tourism History." *Annals of Tourism Research*, Vol. 15, No. 1 (1988), pp. 47–62.
- Towner, John. "The Grand Tour: A Key Phase in the History of Tourism." *Annals of Tourism Research*, Vol. 12, No. 3 (1985), pp. 297–333.
- Towner, John. "The Grand Tour: Sources and a Methodology for an Historical Study of Tourism." *Tourism Management*, Vol. 5, No. 3 (September 1984), pp. 215–222.
- Towner, John. "What Is Tourism's History?" *Tourism Management*, Vol. 16, No. 5 (August 1995), pp. 339–344.
- Towner, John, and Geoffrey Wall. "History and Tourism." *Annals of Tourism Research*, Vol. 18, No. 1 (1991), pp. 71–84.
- Van Doren, Carlton S. "Pan Am's Legacy to World Tourism." *Journal of Travel Research*, Vol. 32, No. 1 (Summer 1993), pp. 3–12.

Chapter 3

- Baum, Tom. *Human Resource Management for Tourism, Hospitality, and Leisure: An International Perspective*. Clifton Park, NY: Delmar Thomson Learning, 2006.
- Brownell, Judi. "Women in Hospitality Management: General Managers' Perception of Factors Related to Career Development." *International Journal of Hospitality Management*, Vol. 13, No. 2 (June 1994), pp. 101–118.
- Burns, Peter M. "Tourism's Workforce: Characteristics and Inter-Cultural Perspectives." *Tourism Recreation Research*, Vol. 22, No. 1 (1997), pp. 49–54.
- Business Travel News*. Travel Manager Salary and Attitude Survey. New York: BTN—North America, annual.
- Choy, Dexter J. L. "The Quality of Tourism Employment." *Tourism Management*, Vol. 16, No. 2 (March 1995), pp. 129–137.
- Cook, Suzanne, and William Evans. *A Portrait of the Travel Industry Employment in the U.S. Economy*. Washington, DC: TIA Foundation, 1999.

- LaLopa, Joseph M. "Commitment and Turnover in Resort Jobs." *Journal of Hospitality and Tourism Research*, Vol. 21, No. 2 (1997), pp. 11–26.
- Langton, Bryan D. "High Quality Travel and Tourism Jobs." *Viewpoint*, Vol. 1, No. 2 (no date), pp. 26–33.
- Nebel, Eddystone C. III, Lee Ju-Soon, and Brani Vidakovic. "Hotel General Manager Career Paths in the United States." *International Journal of Hospitality Management*, Vol. 14, No. 3–4 (September–December 1995), pp. 245–260.
- Ninemeier, Jack, and Joe Perdue. *Hospitality Operations: Careers in the World's Greatest Industry*. Upper Saddle River, NJ: Prentice Hall, 2005.
- Riegel, Carl, and Melissa Dallas. *Hospitality and Tourism Careers*. Upper Saddle River, NJ: Prentice Hall, 1998.
- Rubin, Karen. *Inside Secrets to Finding a Career in Travel*. Indianapolis, IN: JIST Works, 2001.
- Samuels, Jack, and Reginald Foucar-Szocki. *Guiding Your Entry into the Hospitality, Recreation, and Tourism Mega-Profession*. Upper Saddle River, NJ: Prentice Hall, 1999.
- Skalpe, Ole. "The CEO Gender Pay Gap in the Tourism Industry—Evidence from Norway." *Tourism Management*, Vol. 28, No. 3 (June 2007), pp. 845–853.
- U.S. Department of Labor. *Occupational Outlook Handbook*. Washington, DC: U.S. Government Printing Office, 2004.
- Williams, Anna Graf, and Karen J. Hall. *Creating Your Career Portfolio: At-a-Glance Guide*. Upper Saddle River, NJ: Prentice Hall, 1997.
- United Nations World Tourism Organization. *Human Resource Development in Asia and the Pacific*. Madrid: UNWTO, 2001.
- World Travel and Tourism Council Human Resource Centre. *Steps to Success: Global Good Practices in Travel and Tourism Human Resource Development*. Vancouver: WTTCHRC, 1998.
- Chapter 4**
- Bonham, Carl, and James Mak. "Private versus Public Financing of State Destination Promotion." *Journal of Travel Research*, Vol. 35, No. 2 (Fall 1996), pp. 3–10.
- Bramwell, Bill, and Liz Rawding. "Tourism Marketing Organizations in Industrial Cities: Organizations, Objectives, and Urban Governance." *Tourism Management*, Vol. 15, No. 6 (1994), pp. 425–434.
- Lennon, John, Hugh Smith, Nancy Cockerell, and Jill Trew. *Benchmarking National Tourism Organizations and Agencies*. Oxford, UK: Butterworth-Heinemann, 2006.
- McKercher, Bob, and Megan Ritchie. "The Third Tier of Public Sector Tourism: A Profile of Local Government Tourism Officers in Australia." *Journal of Travel Research*, Vol. 36, No. 1 (Summer 1997), pp. 66–72.
- Organization for Economic Cooperation and Development. *Tourism Policy and International Tourism in OECD Member Countries*. Paris: OECD, 1996.
- Pearce, Douglas G. "Regional Tourist Organizations in Spain: Emergence, Policies, and Consequences." *Tourism Economics*, Vol. 2, No. 2 (June 1996), pp. 119–136.
- Pearce, Douglas G. *Tourist Organizations*. Essex: Longman Scientific and Technical, 1992.
- Pearce, Douglas G. "Tourist Organizations in Sweden." *Tourism Management*, Vol. 17, No. 6 (September 1996), pp. 413–424.
- Pike, Steven. *Destination Marketing Organizations*. Oxford, UK: Elsevier, 2004.
- Soteriou, Evi C., and Chris Roberts. "The Strategic Planning Process in National Tourism Organizations." *Journal of Travel Research*, Vol. 37, No. 1 (August 1998), pp. 21–29.
- Sussmann, Silvia, and Michael Baker. "Responding to the Electronic Marketplace: Lessons from Destination Management Systems." *International Journal of Hospitality Management*, Vol. 15, No. 2 (June 1996), pp. 99–112.
- Travel Industry Association of America. *2006–2007 Survey of U.S. State and Territory Tourism Office Budgets*. Washington, DC: TIA, 2007.
- Wanhill, Stephen. "Encompassing the Social and Environmental Aspects of Tourism within an Institutional Context: A National Tourist Board Perspective." *Progress in Tourism and Hospitality Research*, Vol. 2, No. 3–4 (September–December 1996), pp. 321–335.
- United Nations World Tourism Organization. *Yearbook of Tourism Statistics*. Madrid: UNWTO, 2004.
- United Nations World Tourism Organization. *Compendium of Tourism Statistics*. Madrid: UNWTO, 2003.
- United Nations World Tourism Organization. *Tourism and Poverty Alleviation*. Madrid: UNWTO, 2002.
- United Nations World Tourism Organization. *Public-Private Sector Cooperation*. Madrid: UNWTO, 2001.

United Nations World Tourism Organization. *Budgets of National Tourism Administration*. Madrid: UNWTO, 1996.

World Travel and Tourism Council. *Progress and Priorities, 2004/05*. London: WTTC, 2004.

Chapter 5

Air Transport Association of America. *ATA Economic Report for the U.S. Airline Industry*. Washington, DC: ATA, 2007.

Dickinson, Bob, and Andy Vladimir. *Selling the Sea*, 2d edition. New York: John Wiley & Sons, 2007.

Dowling, R. K. *Cruise Ship Tourism*. Oxfordshire, UK: CABI Publishing, 2006.

Francis, Graham, Ian Humphreys, and Stephen Ison. "Airports' Perspectives on the Growth of Low-Cost Airlines and the Remodeling of the Airport-Airline Relationship." *Tourism Management*, Vol. 25, No. 4 (2004), p. 507.

Graham, Anne. *Managing Airports: An International Perspective*. Oxford, UK: Butterworth-Heinemann, 2003.

Hanlon, P. *Global Airline: Competition in a Transnational Industry*. Oxford, UK: Butterworth-Heinemann, 1996.

Heraty, Margaret J. "Tourism Transport: Implications for Developing Countries." *Tourism Management*, Vol. 10, No. 4 (December 1989), pp. 288–292.

Lumsdon, Les, and Stephen J. Page. *Tourism and Transport: Issues and Agenda for the New Millennium*. Oxford, UK: Elsevier, 2003.

Marti, Bruce E. "The Cruise Ship Vessel Sanitation Program." *Journal of Travel Research*, Vol. 33, No. 4 (Spring 1995), pp. 29–38.

Semer-Purzycki, Jeanne, and Robert Purzycki. *Sails for Profit: A Complete Guide to Selling and Booking Cruise Travel*. Upper Saddle River, NJ: Prentice Hall, 1999.

Tourism Industries. *In-Flight Survey of International Air Travelers*. Washington, DC: International Trade Administration, 2007.

Travel Industry Association of America. *Auto Travel in the U.S.* Washington, DC: TIA, 2003.

United Nations World Tourism Organization. *Tourism and Air Transport*. Madrid: UNWTO, 2001.

Chapter 6

Angelo, Rocco M., and Andrew N. Vladimir. *Hospitality Today: An Introduction*, 5th ed. Orlando, FL: Educational Institute of the American Hotel and Lodging Association, 2004.

Brown, James R., and Chekitan S. Dev. "The Franchisor-Franchisee Relationship: A Key to Franchise Performance." *Cornell Hotel and Restaurant Administration Quarterly*, Vol. 38, No. 6 (December 1997), pp. 30–38.

Callan, Roger J. "Attributional Analysis of Customers' Hotel Selection Criteria by U.K. Grading Scheme Categories." *Journal of Travel Research*, Vol. 36, No. 3 (Winter 1998), pp. 20–34.

Carlsen, Jack, and S. Charters. *Global Wine Tourism*, Oxfordshire, UK: CABI Publishing, 2007.

Crouch, Geoffrey I., and J. R. Brent Ritchie. "Convention Site Selection Research: A Review, Conceptual Model, and Propositional Framework." *Journal of Convention and Exhibition Management*, Vol. 1, No. 1 (1998), pp. 49–69.

Dwyer, Larry, and Peter Forsyth. "Impacts and Benefits of MICE Tourism: A Framework for Analysis." *Tourism Economics*, Vol. 3, No. 1 (March 1997), pp. 21–38.

Emerick, Robert E., and Carol A. Emerick. "Profiling American Bed and Breakfast Accommodations." *Journal of Travel Research*, Vol. 32, No. 4, (Spring 1994), pp. 20–25.

Ernst and Young. *State of the Vacation Timeshare Industry: United States Study*. Washington, DC: ARDA International Foundation, 2007.

Getz, Donald, Don Anderson, and Lorn Sheehan. "Roles, Issues, and Strategies for Convention and Visitors' Bureaux in Destination Planning and Product Development: A Survey of Canadian Bureaux." *Tourism Management*, Vol. 19, No. 4 (August 1998), pp. 331–340.

Kasavana, Michael L., and John J. Cahill. *Managing Technology in the Hospitality Industry*, 4th ed. Lansing, MI: Educational Institute of the American Hotel and Lodging Association, 2003.

Kaufman, Tammie J., Pamela A. Weaver, and Julia Poynter. "Success Attributes of B&B Operators." *Cornell Hotel and Restaurant Administration Quarterly*, Vol. 37, No. 4 (August 1996), pp. 29–33.

Lattin, Gerald W. *The Lodging and Food Service Industry*, 5th ed. Lansing, MI: Educational Institute of the American Hotel and Lodging Association, 2002.

Meetings and Conventions. *2007 Meetings Market Report*. Secaucus, NJ: M&C, 2007.

O'Connor, Peter, and A. J. Frew. "An Evaluation Methodology for Hotel Electronic Channels of Distribution." *International Journal of Hospitality*

- Management*, Vol. 23, No. 2 (June 2004), pp. 179–199.
- Olsen, Michael, Eliza Ching-Yick Tse, and Joseph West. *Strategic Management in the Hospitality Industry*, 3d ed. Upper Saddle River, New Jersey: Prentice Hall, 2008.
- PricewaterhouseCoopers. *Financial Performance of the U.S. Timeshare Industry*. Washington, DC: ARDA International Foundation, 2007.
- PricewaterhouseCoopers. *Economic Impact of the Timeshare Industry on the U.S. Economy*. Washington, DC: ARDA International Foundation, 2006.
- Ragatz Associates. *Resort Timeshare Consumers: Who They Are, Why They Buy*. Washington, DC: ARDA International Foundation, 2006.
- Ragatz Associates. *Resort Timesharing in the United States*. Carmel, IN: RCI, 2003.
- Ragatz Associates. *Resort Timesharing Worldwide*. Carmel, IN: RCI, 2003.
- Travel Industry Association of America. *The Profile of the Culinary Traveler*. Washington, DC: TIA, 2007.
- Travel Industry Association of America. *Business & Convention Travelers*. Washington, DC: TIA, 2004.
- Travel Industry Association of America. *The Domestic Hotel/Motel Traveler*. Washington, DC: TIA, 2000.
- United Nations World Tourism Organization. *Timeshare: The New Force in Tourism*. Madrid: UNWTO, 1996.
- Chapter 7**
- Appelman, Jaco H. *Governance of Global International Tourism Networks: Changing Forms of Co-ordination Between the Travel Agency and Aviation Sector*. Rotterdam: Erasmus University, 2004.
- Cahners Travel Group. *Travel Weekly U.S. Travel Agency Survey 2000*. Secaucus, NJ: Cahners, 2001.
- Evans, Nigel G., and Mike J. Stabler. "A Future for the Package Tour Operator in the 25th Century?" *Tourism Economics*, Vol. 1, No. 3 (September 1995), pp. 245–264.
- Friedheim, Eric. *Travel Agents: From Caravans and Clippers to the Concorde*. New York: Travel Agent Magazine Books, 1992.
- Hope, Christine, Robert Hope, and Lara Tavidou. "The Impact of Information Technology on Distribution Channels." *The Tourist Review*, No. 4 (1997), pp. 9–14.
- Laws, Eric. *Managing Packaged Tourism*. Boston: International Thomson Business Press, 1997.
- Morrell, Peter S. "Airline Sales and Distribution Channels: The Impact of New Technology." *Tourism Economics*, Vol. 4, No. 1 (March 1998), pp. 5–20.
- O'Connor, Peter, and A. J. Frew. "An Evaluation Methodology for Hotel Electronic Channels of Distribution." *International Journal of Hospitality Management*, Vol. 23, No. 2 (June 2004), pp. 179–199.
- Oppermann, Martin. "Service Attributes of Travel Agencies: A Comparative Perspective of Users and Providers." *Journal of Vacation Marketing*, Vol. 4, No. 3 (1998), pp. 265–281.
- Sheldon, P. J. *Tourism Information Technology*. Oxford, UK: CAB International, 1997.
- Sheldon, Pauline, Karl Wöber, and Daniel Fesenmaier, eds. *Information and Communication Technologies in Tourism 2001*. Vienna: Springer-Verlag, 2001.
- Travel Industry Association of America. *E-Travel Consumers: How They Plan and Buy Leisure Travel Online*. Washington, DC: TIA, 2001.
- Travel Industry Association of America. *Travelers' Use of the Internet*. Washington, DC: TIA, 2004.
- Chapter 8**
- Allen, Johnny, William O'Toole, Ian McDonnell, and Rob Harris. *Festival and Special Event Management*. Hoboken, NJ: John Wiley & Sons, 2002.
- The American Gaming Association. *2007 State of the States: The AGA Survey of Casino Entertainment*. Washington, DC: AGA, 2007.
- Clave, S. A. *The Global Park Industry*. Oxfordshire, UK: CABI Publishing, 2007.
- Deply, Lisa. "An Overview of Sport Tourism: Building toward a Dimensional Framework." *Journal of Vacation Marketing*, Vol. 4, No. 1 (January 1998), pp. 23–28.
- Douglas, N., W. Douglas, and R. Derrett (eds.). *Special Interest Tourism: Context and Cases*. Brisbane: John Wiley & Sons, 2001.
- Eadington, William R. "The Legalization of Casinos: Policy Objectives, Regulatory Alternatives, and Cost/Benefit Considerations." *Journal of Travel Research*, Vol. 34, No. 3 (Winter 1996), pp. 3–8.
- Fyall, Alan, Brian Garrod, and Anna Leask. *Managing Visitor Attractions: New Directions*. Oxford, UK: Butterworth Heinemann, 2003.
- Getz, Donald. "Event Tourism: Definitions, Evolutions, and Research." *Tourism Management*, Vol. 29, Number 3, (June 2008), pp.403–428.

- Getz, Donald. *Event Studies: A Multidisciplinary Approach*. Oxford, UK: Butterworth-Heinemann, 2007.
- Getz, Donald. *Event Management and Event Tourism*. New York: Cognizant Communication Corporation, 1997.
- Goldblatt, Joe. *Special Events*, 5th ed. Hoboken, NJ: John Wiley & Sons, 2008.
- Goldblatt, Joe. *The Dictionary of Event Management*. New York: Van Nostrand Reinhold, 1996.
- Hoyle, Leonard H. *Event Marketing*. Hoboken, NJ: John Wiley & Sons, 2002.
- Hsu, Cathy H.C. *Casino Industry in Asia Pacific*. Binghamton, NY: The Haworth Press, 2005.
- International Association of Scientific Experts in Tourism. *Sports and Tourism*. St. Gallen, Switzerland: Aiest, 2003.
- Long, Patrick, Jo Clark, and Derek Liston. *Win, Lose, or Draw? Gambling with America's Small Towns*. Washington, DC: The Aspen Institute, 1994.
- National Indian Gaming Association. *The Economic Impact of Indian Gaming in 2006*. Washington, DC: NIGA, 2007.
- Picard, David, and Mike Robinson. *Festivals, Tourism and Social Change*. Clevedon, UK: Channel View Publications, 2006.
- Smeral, Egon. "Economic Aspects of Casino Gaming in Austria." *Journal of Travel Research*, Vol. 36, No. 4 (Spring 1998), pp. 33–39.
- Swarbrooke, John. *The Development and Management of Visitor Attractions*, 2d ed. Boston: Butterworth-Heinemann, 2001.
- Tarlow, Peter E. *Event Risk Management and Safety*. Hoboken, NJ: John Wiley & Sons, 2002.
- Toohey, K. and A.J. Veal. *The Olympic Games*. Oxfordshire, UK: CABI Publishing, 2006.
- Travel Industry Association of America. *The National Parks Traveler*. Washington, DC: TIA, 2004.
- Travel Industry Association of America. *The Historical/Cultural Traveler*. Washington, DC: TIA, 2003.
- Travel Industry Association of America. *Profile of Travelers Who Attend Sports Events*. Washington, DC: TIA, 2001.
- Travel Industry Association of America. *Profile of Travelers Who Participate in Gambling*. Washington, DC: TIA, 2001.
- Travel Industry Association of America. *The Shopping Traveler*. Washington, DC: TIA, 2001.
- U.S. Bureau of the Census. *Statistical Abstract of the United States: 2007*. Washington, DC: U.S. Government Printing Office, 2007.

Chapter 9

- Anthony, I. *Verulamium*. Hanley, UK: Wood Mitchell, 1973.
- Awaritefe, Onome D. "Tourists Values, Activities and Motivation for Travel to Third World Destinations: Case Study of Nigeria." *Tourist Review*, Vol. 59, No. 1 (2004), pp. 34–43.
- Casson, L. *Travel in the Ancient World*. London: Allen and Unwin, 1974.
- Crouch, G. I., R. R. Perdue, H. Timmermans, and M. Uysal. *Consumer Psychology of Tourism, Hospitality and Leisure*, Vol. 3. Oxfordshire, UK: CABI Publishing, 2004.
- Earl, P. E., and S. Kemp (eds.). *The Elgar Companion to Consumer Research and Economic Psychology*. Northampton, MA: Edward Elgar, 1999.
- Fielding, K., P. L. Pearce, and K. Hughes. "Climbing Ayers Rock: Relating Motivation, Time Perception, and Enjoyment." *Journal of Tourism Studies*, Vol. 3, No. 2 (1992), pp. 49–57.
- Filep, Sabastian, and Luke Greenacre. "Evaluating and Extending the Travel Career Pattern Model." *Tourism*, Vol. 55, No. 1 (2007), pp. 23–38.
- Hibbert, C. *The Grand Tour*. London: Weidenfeld and Nicolson, 1969.
- Iso-Ahola, S. "Toward a Social Psychological Theory of Tourism Motivation: A Rejoinder." *Annals of Tourism Research*, Vol. 9, No. 2 (1982), pp. 256–262.
- Kim, Kakyom. "Understanding Differences in Tourist Motivation Between Domestic and International Travel: The University Student Market." *Tourism Analysis*, Vol. 12, No. 1/2 (2007), pp. 65–75.
- Loker, L. E., and R. Perdue. "A Benefit-Based Segmentation of a Nonresident Summer Travel Market." *Journal of Travel Research*, Vol. 31, No. 1 (1992), pp. 30–35.
- March, Roger, and Arch G. Woodside. *Tourism Behaviour*. Oxfordshire, UK: CABI Publishing, 2006.
- Maslow, A. H. *Motivation and Personality*, 2d ed. New York: Harper & Row, 1970.
- Mazanec, Joseph A., Geoffrey I. Crouch, J. R. Brent Ritchie, and Arch G. Woodside (eds.). *Consumer Psychology of Tourism, Hospitality, and Leisure*, Vol. 2. Oxfordshire, UK: CABI Publishing, 2001.
- Moscardo, G., P. Pearce, A. Morrison, D. Green, and J. T. O'Leary. "Developing a Typology for

- Understanding Visiting Friends and Relatives Markets." *Journal of Travel Research*, Vol. 38, No. 3 (February 2000), pp. 251–259.
- Pearce, P.L. "Fundamentals of Tourist Motivation." In D. G. Pearce and R. W. Butler (eds.) *Fundamentals of Tourist Motivation*, pp. 113–134. London: Routledge, 1992.
- Pearce, P. L. *The Ulysses Factor: Evaluating Visitors in Tourist Settings*. New York: Springer-Verlag, 1988.
- Pearce, P. L., and U. Lee. *Travel Career Patterns* (in preparation).
- Pimlott, J. A. R. *The Englishman's Holiday*. London: Faber & Faber, 1947.
- Plog, S. "Understanding Psychographics in Tourism Research." In J. R. B. Ritchie and C. Goeldner (eds.), *Travel, Tourism, and Hospitality Research*, pp. 203–14. New York: John Wiley & Sons, 1987.
- Plog, S. "Why Destination Areas Rise and Fall in Popularity." *Cornell Hotel and Restaurant Quarterly* (1974), pp. 55–58.
- Rowling, M. *Everyday Life of Medieval Travellers*. London: B. T. Batsford, 1971.
- Ryan, C. "The Travel Career Ladder: An Appraisal." *Annals of Tourism Research*, Vol. 25, No. 4 (October 1998), pp. 936–957.
- Swinglehurst, E. *The Romantic Journey*. London: Pica Editions, 1974.
- Wolfe, R. I. "Recreational Travel: The New Migration." *Geographical Bulletin*, Vol. 2 (1967), pp. 159–167.
- Woodside, Arch G., Geoffrey I. Crouch, Joseph A. Mazanec, Martin Oppermann, and Marcia Y. Sakai (eds.). *Consumer Psychology of Tourism, Hospitality, and Leisure*, Vol. 1. Oxfordshire, UK: CABI Publishing, 1999.
- Chapter 10**
- Ashworth, G. J., and J. E. Tunbridge. *The Tourist-Historic City: Retrospect and Prospect of Managing the Heritage City*. New York: Pergamon, 2000.
- Azmier, Jason J. *Culture and Economic Competitiveness: Emerging Role for Arts in Canada*. Calgary, Alberta: Canada West Foundation, 2002.
- Chambers, Erve (ed.). *Tourism and Culture: An Applied Perspective*. Albany: State University of New York Press, 1997.
- Clift, Stephen, and Simon Carter (eds.). *Tourism and Sex: Culture, Commerce, and Coercion*. London: Pinter, 1999.
- Cronin, Michael, and Barbara O'Connor. *Irish Tourism: Image, Culture and Identity*. Clevedon, UK: Channel View Publications, 2003.
- Crotts, John, and Abrahm Pizam. "The Effect of National Culture on Consumers' Evaluation of Travel Services." *Tourism, Culture and Communication*, Vol. 4, No. 1 (2003), pp. 17–28.
- Daher, Rami. *Tourism in the Middle East*. Clevedon, UK: Channel View Publications, 2006.
- Graburn, Nelson H. H. "The Anthropology of Tourism." *Annals of Tourism Research*, Vol. 10, No. 1 (1983), pp. 9–33. Special Issue on the Anthropology of Tourism.
- Graburn, Nelson H. H. (ed.). *Ethnic and Tourist Arts*. Berkeley: University of California Press, 1976.
- Harrison, D., and M. Hitchcock. *The Politics of World Heritage*. Clevedon, UK: Channel View Publications, 2005.
- International Association of Scientific Experts in Tourism. *Tourism and Culture*. St. Gallen, Switzerland: AIEST, 2000.
- Kerstetter, Deborah, John Confer, and Kelly Bricker. "Industrial Heritage Attractions: Types and Tourists." *Journal of Travel and Tourism Marketing*, Vol. 7, No. 2 (1998), pp. 91–104.
- Litvin, Stephen W. "Tourism: The World's Peace Industry?" *Journal of Travel Research*, Vol. 37, No. 1 (August 1998), pp. 63–66.
- Master, Hoda, and Bruce Prideaux. "Culture and Vacation Satisfaction: A Study of Taiwanese Tourists in South East Queensland." *Tourism Management*, Vol. 21, No. 5 (October 2000), pp. 445–449.
- McCool, S. F., and R. N. Moisey (eds.). *Tourism, Recreation, and Sustainability: Linking Culture and the Environment*. New York: CABI Publishing, 2001.
- Nash, Dennison. *Anthropology of Tourism*. Kidlington, Oxford, UK: Pergamon Press, 1996.
- Reisinger, Yvette, and Lindsay Turner. *Cross-Cultural Behaviour in Tourism: Concepts and Analysis*. Oxford, UK: Butterworth-Heinemann, 2003.
- Richards, Greg. *Cultural Tourism*. Binghamton, NY: The Haworth Press, 2007.
- Richards, Greg. *Cultural Attractions and European Tourism*. Oxfordshire, UK: CABI Publishing, 2001.
- Rudd, Michelle Andreadakis, and James A. Davis. "Industrial Heritage Tourism at the Bingham Canyon Copper Mine." *Journal of Travel Research*, Vol. 36, No. 3 (Winter 1998), pp. 85–89.

- Shackley, Myra. *Managing Sacred Sites*. London: The Continuum International Publishing Group, 2001.
- Smith, Valene L. *Hosts and Guests: The Anthropology of Tourism*, 2d ed. Philadelphia: University of Pennsylvania Press, 1989.
- Smith, Valene, and Maryann Brent. *Hosts and Guest Revisited: Tourism Issues of the 21st Century*. Elmsford, NY: Cognizant Communication Corporation, 2001.
- Travel Industry Association of America. *International Outlook for Travel and Tourism*. Washington, DC: TIA, 2005.
- Travel Industry Association of America. *Emerging International Tourism Markets: Trends & Insights*. Washington, DC: TIA, 2004.
- Travel Industry Association of America. *The Historic/Cultural Traveler*. Washington, DC: TIA, 2003.
- Walle, Alf H. *Cultural Tourism: A Strategic Focus*. Boulder, CO: Westview Press, 1998.
- United Nations World Tourism Organization. *Handbook on Tourism Congestion Management at Natural and Cultural Sites*. Madrid: UNWTO, 2003.
- Zeppel, Heather. "Cultural Tourism at the Cowichan Native Village, British Columbia." *Journal of Travel Research*. Vol. 41, No. 1 (2002), pp. 92–100.
- Chapter 11**
- Aspostolopoulos, Yorghos, Stella Leivadi, and Andrew Yiannakis. *The Sociology of Tourism: Theoretical and Empirical Investigations*. Oxford, UK: Routledge, 2001.
- Borocz, J. *Leisure Migration: A Sociological Study on Tourism*. Oxford, UK: Pergamon Press, 1996.
- Clift, S., and P. Grabowski (eds.). *Tourism and Health: Risks, Research, and Responses*. London: Pinter, 1997.
- Cohen, Erik. "Authenticity, Equity and Sustainability in Tourism." *Journal of Sustainable Tourism*, Vol. 10, No. 4 (2002), pp. 267–276.
- Cohen, Erik. *Contemporary Tourism: Diversity and Change*. Oxford, UK: Butterworth-Heinemann, 2004.
- Cohen, Erik. "Traditions in Qualitative Sociology of Tourism." *Journal of Travel Research*, Vol. 15, No. 1 (1988), pp. 29–46.
- Dann, Graham M. S. *The Language of Tourism: A Sociolinguistic Perspective*. Wallingford, UK: CAB International, 1996.
- Dann, Graham, and Erik Cohen. "Sociology and Tourism." *Annals of Tourism Research*, Vol. 18, No. 1 (1991), pp. 155–169.
- Darcy, Simon. *Setting a Research Agenda for Accessible Tourism*. Gold Coast, Australia: CRC for Sustainable Tourism, 2006.
- deKadt, Emanuel. "Social Planning for Tourism in the Developing Countries." *Annals of Tourism Research*, Vol. 6, No. 1 (January–March 1979), pp. 36–48. Special issue on Sociology of Tourism.
- Hall, C. M. *Tourism: Rethinking the Social Science of Mobility*. Upper Saddle River, NJ: Pearson Education, 2005.
- Hiller, Harry H. "Toward an Urban Sociology of Mega-Events." *Research in Urban Sociology*, Vol. 15 (2000), pp. 181–205.
- MacCannell, Dean. *The Tourist: A New Theory of the Leisure Class*. New York: Schocken Books, 1976.
- Meethan, K., A. Anderson, and S. Miles. *Tourism, Consumption and Representation*. Oxfordshire, UK: CABI Publishing, 2006.
- Milman, Ady, and Abraham Pizam. "Social Impacts of Tourism in Central Florida." *Annals of Tourism Research*, Vol. 15, No. 2 (1998), pp. 191–205.
- Pizam, Abraham, and Peter Tarlow. "Special Issue on War, Terrorism, Tourism." *Journal of Travel Research*, Vol. 38, No. 1 (August 1999), pp. 4–65.
- Pizam, Abraham, Peter E. Tarlow, and Jonathon Bloom. "Making Tourists Feel Safe: Whose Responsibility Is It?" *Journal of Travel Research*, Vol. 36, No. 1 (Summer 1997), pp. 23–28.
- Richter, Linda K. "International Tourism and Its Global Public Health Consequences." *Journal of Travel Research*, Vol. 41, No. 4 (May 2003), pp. 340–347.
- Smith, Valene L., and Maryann Brent. *Hosts and Guests Revisited: Tourism Issues of the 21st Century*. Elmsford, NY: Cognizant Communications, 2001.
- Teuscher, Hans. "Social Tourism for All: The Swiss Travel Saving Fund." *Tourism Management*, Vol. 4, No. 3 (September 1983), pp. 216–219.
- Travel Industry Association of America. *The Minority Traveler*. Washington, DC: TIA, 2003.
- Travel Industry Association of America. *The Mature Traveler*. Washington, DC: TIA, 2000.
- Turner, Louis, and John Ash. *The Golden Hordes*. London: Constable, 1975.
- Ury, John. *The Tourist Gaze*. London: Sage Publications, 2002.
- Wilks, Jeff, and Stephen Page. *Managing Tourist Health and Safety in the New Millennium*. Oxford, UK: Butterworth-Heinemann, 2003.

Wyllie, Robert W. *Tourism and Society: A Guide to Problems and Issues*. State College, PA: Venture Publishing, 2001.

Chapter 12

- Arbel, Avner, and Abraham Pizam. "Some Determinants of Urban Hotel Location: The Tourist Inclinations." *Journal of Travel Research*, Vol. 15, No. 3 (Winter 1977), pp. 18–22.
- Bonn, Mark A., H. Leslie Furr, and Muzaffer Uysal. "Seasonal Variation of Coastal Resort Visitors: Hilton Head Island." *Journal of Travel Research*, Vol. 31, No. 1 (Summer 1992), pp. 50–56.
- Carter, R. W., G. S. Baxter, and M. Hockings. "Resource Management in Tourism Research: A New Direction?" *Journal of Sustainable Tourism*, Vol. 9 (2001), No. 4, pp. 265–280.
- Clawson, Marion, and Jack L. Knetsch. *Economics of Outdoor Recreation*. Baltimore: Johns Hopkins Press, 1966.
- Maguire, Patricia A. "Tourism Supply: A U.S. Perspective." *Tourist Review*, No. 3 (July–September 1990), pp. 2–6.
- Manning-Shaw, Janet. "The Channel Tunnel." *Tourism Management*, Vol. 12, No. 1 (March 1991), pp. 5–7.
- McCool, Stephen F. "Recreation Use Limits: Issues for the Tourism Industry." *Journal of Travel Research*, Vol. 17, No. 2 (Fall 1978), pp. 2–7.
- Moulin, Claude. "Appreciating the Built Environment through Cultural Tourism." *Tourist Review*, No. 2 (1996), pp. 7–13.
- Pearce, Douglas G. "Islands and Coastal Tourism: Demand and Supply. Perspectives from Samoa, Sarawak and New Zealand." *Tourism*, Vol. 49, No. 3 (2001), pp. 255–266.
- Qu, Hailin, Ping Xa, and Amy Tan. "A Simultaneous Equations Model of the Hotel Room Supply and Demand in Hong Kong." *International Journal of Hospitality Management*, Vol. 21, No. 4 (2002), pp. 455–462.
- Smith, Stephen L. "Room for Rooms: A Procedure for the Estimation of Potential Expansion of Tourist Accommodations." *Journal of Travel Research*, Vol. 15, No. 4 (Spring 1977), pp. 26–29.
- Travel Weekly. *Hotel and Travel Index, Worldwide*. Secaucus, NJ: Northstar Travel Media, 2007.
- Waddell, Joseph M. "Hotel Capacity: How Many Rooms to Build?" *Cornell Hotel and Restaurant*

Administration Quarterly, Vol. 18, No. 2 (August 1977), pp. 35–47.

World Bank. *Tourism Supply in the Caribbean Region*. Washington, DC: World Bank, November 1974.

Chapter 13

- Crouch, Geoffrey I. "A Meta-Analysis of Tourism Demand." *Annals of Tourism Research*, Vol. 22, No. 1 (Summer 1995), pp. 103–118.
- Crouch, Geoffrey I. "The Study of International Tourism Demand." *Journal of Travel Research*, Vol. 32, No. 4 (Spring 1994), pp. 41–53.
- Crouch, Geoffrey I. "The Study of International Tourism Demand: A Review of Findings." *Journal of Travel Research*, Vol. 33, No. 1 (Summer 1994), pp. 12–23.
- Frechtling, Douglas C. *Forecasting Tourism Demand: Methods and Strategies*. Oxford, UK: Butterworth-Heinemann, 2001.
- Lim, Christine. "An Economic Classification and Review of International Tourism Demand Models." *Tourism Economics*, Vol. 3, No. 1 (March 1997), pp. 69–82.
- Morley, Clive L. "An Evaluation of the Use of Ordinary Least Squares for Estimating Tourism Demand Models." *Journal of Travel Research*, Vol. 35, No. 4 (Spring 1997), pp. 69–74.
- Morley, Clive L. "A Comparison of Three Models for Estimating Tourism Demand Models." *Tourism Economics*, Vol. 2, No. 3 (September 1996), pp. 223–235.
- Moutinho, Luiz, and Stephen F. Witt. "Forecasting the Tourism Environment Using a Consensus Approach." *Journal of Travel Research*, Vol. 33, No. 4 (Spring 1995), pp. 46–50.
- Schwartz, Zvi, and Stephen Hiemstra. "Improving the Accuracy of Hotel Reservations Forecasting: Curves Similarity Approach." *Journal of Travel Research*, Vol. 36, No. 1 (Summer 1997), pp. 3–14.
- Smeral, Egon. "World Tourism Forecasting: Keep It Quick, Simple and Dirty." *Tourism Economics*, Vol. 13, No. 2 (June 2007), pp. 309–318.
- Song, Haiyan, and Gang Li. "Tourism Demand Modeling and Forecasting—A Review of Recent Research." *Tourism Management*, Vol. 29, No. 2, (April 2008), pp. 203–220.
- Song, Haiyan, and Stephen F. Witt. "Tourism Forecasting: The General-to-Scientific Approach." *Journal of Travel Research*, Vol. 42, No. 1 (August 2003), pp. 65–74.

- Song, Haiyan, and Stephen F. Witt. *Tourism Demand Modelling and Forecasting: Modern Econometric Approaches*. Amsterdam: Pergamon, 2000.
- Travel Industry Association of America. *2008 Outlook for Travel and Tourism*. Washington, DC: TIA, 2008.
- Travel Industry Association of America. *Economic Review of Travel in America*. Washington, DC: TIA, 2007.
- Travel Industry Association of America. *Japan Travel Demand: Trends & Insights*. Washington, DC: TIA, 2004.
- Travel Industry Association of America. *UK Travel Demand: Trends & Insights*. Washington, DC: TIA, 2004.
- Turner, Lindsay W., and Stephen F. Witt. *Asia Pacific Tourism Forecasts 2007–2009*. Bangkok: PATA, 2007.
- Turner, Lindsay W., and Stephen F. Witt. "Forecasting Tourism Using Univariate and Multivariate Structural Time Series Models." *Tourism Economics*, Vol. 7, No. 2 (2001), pp. 135–147.
- Witt, Stephen F., and Christine A. Witt. *Modeling and Forecasting Demand in Tourism*. London: Academic Press, 1992.
- United Nations World Tourism Organization. *Tourism: 2020 Vision*. Madrid: UNWTO, 2001.
- United Nations World Tourism Organization. *Measuring Total Tourism Demand*. Madrid: UNWTO, 2000.
- Zalatan, Antoine. *Forecasting Methods in Sports and Recreation*. Toronto: Thompson Educational Publishing, 1994.
- Dwyer, Larry, Peter Forsyth, John Madden, and Ray Spurr. "Economic Impacts of Inbound Tourism under Different Assumptions Regarding the Macroeconomy." *Current Issues in Tourism*, Vol. 3, No. 4 (2000), pp. 325–363.
- Dwyer, Larry, Robert Mellor, Nina Mistilis, and Trevor Mules. "Forecasting the Economic Impacts of Events and Conventions." *Event Management*, Vol. 6, No. 3 (2000), pp. 191–204.
- Faulkner, Bill, Laurence Chalip, Graham Brown, Leo Jago, Roger March, and Arch Woodside. "Monitoring the Tourism Impacts of the Sydney 2000 Olympics." *Event Management*, Vol. 6, No. 4 (2001), pp. 231–246.
- Frechtling, Douglas C. "An Assessment of Visitor Expenditure Methods and Models." *Journal of Travel Research*, Vol. 45, No. 1 (2006), pp. 26–35.
- Frechtling, Douglas C., and Endre Horvath. "Estimating the Multiplier Effects of Tourism Expenditures on a Local Economy Through a Regional Input-Output Model." *Journal of Travel Research*, Vol. 37, No. 4 (1999), pp. 324–332.
- Mak, James. *Tourism and the Economy: Understanding the Economics of Tourism*. Honolulu: University of Hawaii Press, 2004.
- Nirdstrom, Jonas. "Tourism Satellite Account for Sweden 1992–93." *Tourism Economics*, Vol. 2, No. 1 (March 1996), pp. 13–42.
- Smeral, Egon. "Tourism Satellite Accounts: A Critical Assessment." *Journal of Travel Research*, Vol. 45, No. 1 (2006), pp. 92–98.
- Smith, Stephen. "The Tourism Satellite Account: Perspectives of Canadian Tourism Associations and Organizations." *Tourism Economics*, Vol. 1, No. 3 (September 1995), pp. 225–244.
- Tourism Works for America Council, Travel Industry Association of America. *Tourism Works for America 2007*. Washington, DC: TIA, annual.
- Travel Industry Association of America. *Economic Review of Travel in America: 2005 Edition*. Washington, DC: TIA, 2006.
- Travel Industry Association of America. *Impact of Travel on State Economies 2005*. Washington, DC: TIA, 2006.
- Travel Industry Association of America. *A Portrait of Travel Industry Employment in the U.S. Economy*. Washington, DC: TIA, 1999.
- Tyrrell, Timothy J., and Robert J. Johnson. "The Economics of Tourism: A Special Issue." *Journal of Travel Research*, Vol. 45, No. 1 (2006), pp. 3–7.

Chapter 14

- Cannon, Thomas. "Relationship of Demographics and Trip Characteristics to Visitor Spending: An Analysis of Sports Travel Visitors Across Time." *Tourism Economics—Special Issue: Measuring the Economic Impact of Tourism*, Vol. 8, No. 3 (2002), pp. 263–271.
- Crompton, John L. "Economic Impact Studies: Instruments for Political Shenanigans?" *Journal of Travel Research*, Vol. 45, No. 1 (2006), pp. 67–82.
- Dwyer, Larry, and Peter Forsyth. "Economic Impacts of Cruise Tourism in Australia." *Journal of Tourism Studies*, Vol. 7, No. 2 (December 1996), pp. 36–45.
- Dwyer, Larry, Peter Forsyth, and Ray Spurr. "Assessing the Economic Impacts of Events: A Computable General Equilibrium Approach." *Journal of Travel Research*, Vol. 45, No. 1 (2006), pp. 59–66.
- Dwyer, Larry, Peter Forsyth, and Ray Spurr. "Evaluating Tourism's Economic Effects: New and Old Approaches." *Tourism Management*, Vol. 25, No. 1 (June 2004), pp. 307–318.

- United Nations World Tourism Organization. *Compendium of Tourism Statistics*. Madrid: UNWTO, 2007.
- United Nations World Tourism Organization. *Enzo Paci Papers on Measuring the Economic Significance of Tourism*, Vol. 1. Madrid: UNWTO, 2001.
- United Nations World Tourism Organization. *Travel and Tourism Barometer*. Madrid: UNWTO, 2007.
- United Nations World Tourism Organization. *Tourism Satellite Account: Recommended Methodological Framework*. Madrid: UNWTO, 2001.
- United Nations World Tourism Organization. *The Tourism Satellite Account as an Ongoing Process: Past, Present, and Future Developments*. Madrid: UNWTO, 2001.
- Vanhove, Norbert. *The Economics of Tourism Destinations*. Oxford, UK: Butterworth-Heinemann, 2004.
- Chapter 15**
- Agiomirgianakis, George (ed.). *International Journal of Tourism Policy*. Geneva: Inderscience Publishers, quarterly.
- Andriotis, Konstantinos. "Tourism Planning and Development in Crete: Recent Tourism Policies and their Efficacy." *Journal of Sustainable Tourism*, Vol. 9, No. 4 (2001), pp. 298–316.
- Becherel, Lionel. "The WTO Policy and Strategy Course." *TedQual*, Vol. 4, No. 2 (2001), pp. 16–20.
- Beirman, David. *Restoring Tourism Destinations in Crisis*. Oxfordshire, UK: CABI Publishing, 2003.
- Blake, Adam, and M. Thea Sinclair. "Tourism Crisis Management: U.S. Response to September 11." *Annals of Tourism Research*, Vol. 30, No. 4 (2003), pp. 813–832.
- Bramwell, Bill, and Bernard Lane (eds.). *Tourism, Collaboration, and Partnership: Politics, Practice, and Sustainability*. Clevedon, UK: Channel View Publications, 2000.
- Briassoulis, Helen, and Jan van der Straaten (eds.). *Tourism and the Environment: Regional, Economic, Cultural, and Policy Issues*, rev. 2d ed. Boston: Kluwer Academic Publishers, 2000.
- Buckley, Ralf. "Pay to Play in Park: An Australian Policy Perspective on Visitor Fees in Public Protected Areas." *Journal of Sustainable Tourism*, Vol. 11, No. 1 (2003), pp. 56–73.
- Datzira-Masip, Jordi. "Tourism Policy in Spain: An Overview." *Tourist Review*, Vol. 53, No. 1 (1998), pp. 41–50.
- Deegan, J., and D. A. Dineen. *Tourism Policy and Performance: The Irish Experience*. London: ITBP, 1997.
- Dredge, Dianne, and John Jenkins. *Tourism Planning and Policy*. Hoboken, NJ: John Wiley & Sons, 2007.
- Edgell, David L. Sr. *Tourism Policy: The Next Millennium*. Champaign, IL: Sagamore Publishing, 1999.
- Faulkner, Bill. "A Model for the Evaluation of National Tourism Destination Marketing Programs." *Journal of Travel Research*, Vol. 35, No. 3 (Winter 1997), pp. 23–32.
- Fennell, David, and David Malloy. *Codes of Ethics in Tourism*. Clevedon, UK: Channel View Publications, 2007.
- Glaesser, Dirk. *Crisis Management in the Tourism Industry*. Oxford, UK: Butterworth-Heinemann, 2003.
- Hall, D. *Tourism and Transition: Governance, Transformation and Development*. Oxfordshire, UK: CABI Publishing, 2004.
- Hollinshead, Keith. "Policy in Paradise: The History of Incremental Politics in the Tourism of Island-State Fiji." *Tourism*, Vol. 49, No. 4 (2001), pp. 327–348.
- International Association of Scientific Experts in Tourism (eds.). *Future-Oriented Tourism Policy: A Contribution to the Strategic Development of Places. Proceedings of 49th Annual Congress of the International Association of Scientific Experts in Tourism, Portoroz, Slovenia*. St. Gallen, Switzerland: AIEST, University of St. Gallen, 1999.
- Kerr, William R. *Tourism Public Policy and the Strategic Management of Failure*. Oxford, UK: Elsevier, 2003.
- Laws, Eric, Bruce Prideaux, and Kaye Chon. *Crisis Management in Tourism*. Oxfordshire, UK: CABI Publishing, 2007.
- Laws, Eric, and Bruce Prideaux. *Tourism Crises*. Binghamton, NY: Haworth Hospitality Press, 2006.
- Parker, Steven. "Collaboration on Tourism Policy Making: Environmental and Commercial Sustainability on Bonaire, NA." *Journal of Sustainable Tourism*, Vol. 7, No. 3–4 (1999), pp. 240–259.
- Parker, Steven. "Ecotourism, Environmental Policy, and Development." In Dennis Soden and Brent R. Steel (eds.), *Handbook of Global Environmental Policy and Administration*, pp. 315–345. New York: Marcel Dekker, 1999.
- Ritchie, J. R. Brent, and Geoffrey I. Crouch. *The Competitive Destination: A Sustainable Tourism Perspective*. Oxfordshire, UK: CABI Publishing, 2003.

- Ritchie, J. R. Brent. "Interest Based Formulation of Tourism Policy for Environmentally Sensitive Destinations." In Bill Bramwell and Bernard Lane (eds.), *Tourism, Collaboration, and Partnership: Politics, Practice, and Sustainability*, pp. 44–77. Clevedon, UK: Channel View Publications, 2000.
- Ritchie, J. R. Brent. "Policy Formulation at the Tourism/Environment Interface: Insights and Recommendations from the Banff-Bow Valley Study." *Journal of Travel Research*, Vol. 38, No. 2 (1999), pp. 100–110.
- Scott, Noel, Eric Laws, and Bruce Prideaux. "Safety and Security in Tourism: Recovery Marketing After Crises," (Special Issue). *Journal of Travel and Tourism Marketing*, Vol. 23, No. 2/3/4 (2007) pp. 1–276.
- Soteriou, E. C., and C. Roberts. "The Strategic Planning Process in National Tourism Organizations." *Journal of Travel Research*, Vol. 37 (August 1998), pp. 21–29.
- Suder, Gabriele G. S. *Terrorism and the International Business Environment*. Cheltenham, UK: Edward Elgar Publishing, 2004.
- United Nations World Tourism Organization. *Making Tourism More Sustainable: A Guide for Policy Makers*. Madrid: UNWTO, 2005.
- United Nations World Tourism Organization. *Co-operation and Partnership in Tourism: A Global Perspective*, Madrid: UNWTO, 2003.
- United Nations World Tourism Organization. "India Introduces New Tourism Policy." *UNWTO News*, Vol. 2, No. 10 (2002).
- Vanhove, Norbert. "Tourism Policy between Competitiveness and Sustainability: The Case of Bruges." *Tourist Review*, Vol. 57, No. 3 (2002), pp. 34–40.
- Veal, A. J. *Leisure and Tourism Policy and Planning*. Oxfordshire, UK: CABI Publishing, 2002.
- Wilkinson, Paul F. *Tourism Policy and Planning: Case Studies from the Commonwealth Caribbean*. Elmsford, NY: Cognizant Communication Corporation, 1997.
- Cooper, C., and S. Wanhill (eds.). *Tourism Development: Environmental and Community Issues*. New York: John Wiley & Sons, 1997.
- de Kadt, Emanuel (ed.). *Tourism—Passport to Development?* New York: Published for the World Bank and UNESCO by Oxford University Press, 1979.
- Dieke, Peter U. C. *The Political Economy of Tourism Development in Africa*. New York: Cognizant Communication Corporation, 2000.
- Dredge, Dianne, and John Jenkins. *Tourism Planning and Policy*. Hoboken, NJ: John Wiley & Sons, 2007.
- Egmond, T. Van. *Understanding Western Tourists in Developing Countries*. Oxfordshire, UK: CABI Publishing, 2007.
- Gartner, William C. *Tourism Development: Principles, Processes, and Policies*. New York: Van Nostrand Reinhold, 1996.
- Godde, P. M., M. F. Price, and F. M. Zimmermann. *Tourism and Development in Mountain Regions*. New York: CABI Publishing, 2000.
- Godfrey, Kerry, and Jackie Clarke. *The Tourism Development Handbook: A Practical Approach to Planning and Marketing*. London: Continuum International Publishing Group, 2000.
- Gunn, Clare A., and Turgut Var. *Tourism Planning*, 4th ed. London: Taylor and Francis, 2002.
- Hall, C. Michael. *Tourism Planning: Policies, Processes and Relationships*. New York: Longman, 1999.
- Inskeep, Edward. *Tourism Planning: An Integrated and Sustainable Development Approach*. New York: John Wiley & Sons, 1997.
- Mill, Robert Christie. *Resorts: Management and Operation*, 2d ed. Hoboken, NJ: John Wiley & Sons, 2008.
- Murphy, Peter, and Ann Murphy. *Strategic Management for Tourism Communities*. Clevedon, UK: Channel View, 2004.
- Nuckolls, Jonelle, and Patrick Long. *Organizing Resources for Tourism Development in Rural Areas*. Boulder: University of Colorado, 1993.
- Pearce, Douglas. *Tourist Development*, 2d ed. New York: John Wiley & Sons, 1989.
- Richter, Linda K. *Land Reform and Tourism Development*. Cambridge, MA: Schenkman, 1982.
- Sandiford, Peter John, and John Ap. "The Role of Ethnographic Techniques in Tourism Planning." *Journal of Travel Research*, Vol. 37, No. 1 (August 1998), pp. 3–11.

Chapter 16

- Ashworth, G. J., and J. E. Tunbridge. *The Tourist-Historic City: Retrospect and Prospect of Managing the Heritage City*. Amsterdam: Pergamon, 2000.
- Brown, Frances, and Derek Hall (eds.). *Tourism in Peripheral Areas: Case Studies*. Buffalo, NY: Channel View Publications, 2000.
- Chon, Kaye S. (ed.). *Tourism in Southeast Asia: A New Direction*. New York: Haworth Hospitality Press, 2000.

- Singh, TejVir, and Shalini Singh (eds.). *Tourism Development in Critical Environments*. New York: Cognizant Communication Corporation, 1999.
- Tooman, L. Alex. "Tourism and Development." *Journal of Travel Research*, Vol. 35, No. 5 (Winter 1997), pp. 33–40.
- Tourism Center. *Community Tourism Development*. St. Paul: University of Minnesota Extension Service, 2001.
- ## Chapter 17
- Aronsson, Lars. *The Development of Sustainable Tourism*. London: Continuum International Publishing Group, 2000.
- Bader, Elana. *Sustainable Hotel Business Practices: A Surface Examination*. London: HVS International, 2006.
- Blamey, Russell K. "Ecotourism: The Search for an Operational Definition." *Journal of Sustainable Tourism*, Vol. 5, No. 2 (1997), pp. 109–122.
- Bramwell, Bill, and Bernard Lane. "Tourism and Sustainable Development in an Economic Downturn." *Journal of Sustainable Tourism*, Vol. 11, No. 1 (2003), pp. 1–2.
- Bramwell, Bill, and Bernard Lane (eds.). *Tourism, Collaboration, and Partnership: Politics, Practice, and Sustainability*. Clevedon, UK: Channel View Publications, 2003.
- Buckley, Ralf. *Environmental Impacts of Ecotourism*. Oxfordshire, UK: CABI Publishing, 2004.
- Buckley, Ralf. *Case Studies in Ecotourism*. Oxfordshire, UK: CABI Publishing, 2003.
- Bushell, R., and P. Eagles. *Tourism and Protected Areas*. Oxfordshire, UK: CABI Publishing, 2006.
- Cole, Stroma. "Information and Empowerment: The Keys to Achieving Sustainable Tourism." *Journal of Sustainable Tourism*, Vol. 14, No. 6 (2006), pp. 629–644.
- Donohoe, Holly M., and Roger D. Needham. "Ecotourism: The Evolving Contemporary Definition." *Journal of Ecotourism*, Vol. 5, No. 3 (2006), pp. 192–210.
- Edgell, David L. *Managing Sustainable Tourism*. Binghamton, NY: The Haworth Hospitality Press, 2006.
- Fennell, D. A. *Ecotourism Programme Planning*. Oxfordshire, UK: CABI Publishing, 2002.
- Font, Xavier, and R. C. Buckley. *Tourism Ecolabelling: Certification and Promotion of Sustainable Management*. Oxfordshire, UK: CABI Publishing, 2001.
- Garrod, Brian, and Julie C. Wilson. *Marine Ecotourism*. Clevedon, UK: Channel View Publications, 2003.
- Gossling, S., and J. Hultman. *Ecotourism in Scandinavia*. Oxfordshire, UK: CABI Publishing, 2006.
- Harrill, Rich. *Guide to Best Practices in Tourism and Destination Management*. Lansing, MI: Educational Institute of the American Hotel and Lodging Association, 2003.
- Harris, Rob, Tony Griffin, and Peter Williams. *Sustainable Tourism*. Oxford, UK: Butterworth-Heinemann, 2002.
- Herremans, Irene M. *Cases in Sustainable Tourism*. Binghamton, NY: Haworth Hospitality Press, 2006.
- Hvenegaard, Glen T. "Using Tourist Typologies for Ecotourism Research." *Journal of Ecotourism*, Vol. 1, No. 1 (2002), pp. 7–18.
- Luck, Michael, and Torsten Kirstges. *Global Ecotourism Policies and Case Studies*. Clevedon, UK: Channel View Publications, 2003.
- McCool, S. F., and R. N. Moisey (eds.). *Tourism, Recreation, and Sustainability: Linking Culture and the Environment*. Oxfordshire, UK: CABI Publishing, 2001.
- Miller, Graham, and Louise Twinning-Ward. *Monitoring For Sustainable Tourism Transition*. Oxfordshire, UK: CABI Publishing, 2006.
- Mowforth, Martin, and Ian Munt. *Tourism and Sustainability: New Tourism in the Third World*. London: Routledge, 2003.
- Ritchie, J. R. Brent, and Geoffrey I. Crouch. *The Competitive Destination: A Sustainable Tourism Perspective*. Oxfordshire, UK: CABI Publishing, 2003.
- Singh, Sagar. *Shades of Green: Ecotourism for Sustainability*. New Delhi: The Energy and Resources Institute, 2004.
- Travel Industry Association of America. *Geotourism: The New Trend in Travel*. Washington, DC: TIA, 2003.
- United Nations Environment Programme. *Environmental Codes of Conduct for Tourism*. Paris: UNEP, 1995.
- Weaver, David B. (ed.). *The Encyclopedia of Ecotourism*. Oxfordshire, UK: CABI Publishing, 2001.
- United Nations World Tourism Organization. *Making Tourism More Sustainable: A Guide for Policy Makers*. Madrid, Spain: UNWTO, 2005.
- United Nations World Tourism Organization. *Sustainable Development of Ecotourism: A Compilation of Good Practices in SMEs*. Madrid, Spain: UNWTO, 2003.
- United Nations World Tourism Organization. *Sustainable Tourism in Protected Areas: Guidelines for Planning and Management*. Madrid: UNWTO, 2003.

- United Nations World Tourism Organization. *The Canadian Ecotourism Market*. Madrid: UNWTO, 2002.
- United Nations World Tourism Organization. *The French Ecotourism Market*. Madrid: UNWTO, 2002.
- United Nations World Tourism Organization. *The German Ecotourism Market*. Madrid: UNWTO, 2002.
- United Nations World Tourism Organization. *The Italian Ecotourism Market*. Madrid: UNWTO, 2002.
- United Nations World Tourism Organization. *The Spanish Ecotourism Market*. Madrid: UNWTO, 2002.
- United Nations World Tourism Organization. *The U.S. Ecotourism Market*. Madrid: UNWTO, 2002.
- United Nations World Tourism Organization. *Voluntary Initiatives for Sustainable Tourism*. Madrid: UNWTO, 2002.
- United Nations World Tourism Organization. *The World Ecotourism Summit: Final Report*. Madrid: UNWTO, 2002.
- United Nations World Tourism Organization. *The British Ecotourism Market*. Madrid: UNWTO, 2001.
- United Nations World Tourism Organization. *Guide for Local Authorities on Developing Sustainable Tourism*. Madrid: UNWTO, 1998.
- Zeppel, Heather. *Indigenous Ecotourism*. Oxfordshire, UK: CABI Publishing, 2006.
- Chapter 18**
- Bruner, Gordon C., II, and Paul J. Hensel. *Marketing Scales Handbook: A Compilation of Multi-Item Measures*. Chicago: American Marketing Association, 2001.
- Crompton, John L., and Shu Tian-Cole. "An Analysis of 13 Tourism Surveys: Are Three Waves of Data Collection Necessary?" *Journal of Travel Research*, Vol. 39, No. 4 (May 2001), pp. 356–368.
- Dann, Graham, Dennison Nash, and Philip Pearce. "Methodology in Tourism Research." *Annals of Tourism Research*, Vol. 15, No. 1 (1988), pp. 1–28.
- Jackson, Julie, Meg Houghton, Roslyn Russell, and Petra Triandos. "Innovations in Measuring Economic Impacts of Regional Festivals: A Do-It-Yourself Kit." *Journal of Travel Research*, Vol. 43, No. 4 (2005), pp. 360–367.
- Litvin, Stephen, and Goh Hwai Kar. "E-Surveying for Tourism Research: Legitimate Tool or a Researcher's Fantasy?" *Journal of Travel Research*, Vol. 39, No. 3 (February 2001), pp. 308–314.
- Pearce, Philip L. "Theoretical Innovation in Asia Pacific Tourism Research." *Asia Pacific Journal of Tourism Research*, Vol. 9, No. 1 (2004), pp. 57–70.
- Richard K. Miller & Associates. *The 2008 Leisure Market Research Handbook*, 2d ed. Loganville, GA: KRMA, 2007.
- Richard K. Miller & Associates. *The 2008 Travel & Tourism Market Research Handbook*, 9th ed. Loganville, GA: KRMA, 2007.
- Ritchie, B. W., P. Burns, and C. Palmer. *Tourism Research Methods: Integrating Theory with Practice*. Oxfordshire, UK: CABI Publishing, 2005.
- Ritchie, Brent W., Peter Burns, and Catherine Palmer. *Tourism Research Methods*. Oxfordshire, UK: CABI Publishing, 2005.
- Ritchie, J. R. Brent, and Charles R. Goeldner (eds.). *Travel, Tourism, and Hospitality Research: A Handbook for Managers and Researchers*, 2d ed. New York: John Wiley & Sons, 1994.
- Smith, Stephen L. J. *Tourism Analysis: A Handbook*, 2d ed. Essex, UK: Longman, 1995.
- Sturman, Michael (ed.). "Special-Focus Issue on Research." *Cornell Hotel and Restaurant Administration Quarterly*, Vol. 44, No. 2 (April 2003), pp. 9–152.
- United Nations World Tourism Organization. *Compendium of Tourism Statistics*. Madrid: UNWTO, 2007.
- United Nations World Tourism Organization. *Yearbook of Tourism Statistics*. Madrid: UNWTO, 2007.
- United Nations World Tourism Organization. *Collection and Compilation of Tourism Statistics: Technical Manual No. 4*. Madrid: UNWTO, 1995.
- United Nations World Tourism Organization. *Collection of Domestic Tourism Statistics: Technical Manual No. 3*. Madrid: UNWTO, 1995.
- United Nations World Tourism Organization. *Collection of Tourism Expenditure Statistics: Technical Manual No. 2*. Madrid: UNWTO, 1995.
- United Nations World Tourism Organization. *Concepts, Definitions, and Classifications for Tourism Statistics: Technical Manual No. 1*. Madrid: UNWTO, 1995.
- Chapter 19**
- Aaker, D. A. *Managing Brand Equity: Capitalizing on the Value of a Brand Name*. New York: Free Press, 1991.
- Abbey, James R. *Hospitality Sales and Advertising*, 4th ed. Lansing, MI: Educational Institute of the American Hotel and Lodging Association, 2003.
- Bowie, David, and Francis Buttle. *Hospitality Marketing: An Introduction*. Oxford, UK: Butterworth-Heinemann, 2004.

- Dickinson, Bob, and Andy Vladimir. *Selling the Sea: An Inside Look at the Cruise Industry*, 2d ed. Hoboken, NJ: John Wiley & Sons, 2007.
- Fuchs, Matthias, and Klaus Weiermair. "Destination Benchmarking: An Indicator-Systems' Potential for Exploring Guest Satisfaction." *Journal of Travel Research*, Vol. 42, No. 3 (February 2004), pp. 212–225.
- Hankinson, Graham. "Relational Network Brands: Towards a Conceptual Model of Place Brands." *Journal of Vacation Marketing*, Vol. 10, No. 2 (2004), pp. 109–121.
- Harrill, Rich. *Fundamentals of Destination Management and Marketing*. Lansing, MI: Educational Institute of the American Hotel and Lodging Association, 2005.
- Hudson, Simon. *Marketing for Tourism and Hospitality: A Canadian Perspective*. Toronto: Thomson/Nelson, 2005.
- Hudson, Simon, Paul Hudson, and Graham A. Miller. "The Measurement of Service Quality in the Tour Operating Sector: A Methodological Comparison." *Journal of Travel Research*, Vol. 42, No. 3 (February 2004), pp. 305–312.
- Hsu, Cathy, and Tom Powers. *Marketing Hospitality*. Hoboken, NJ: John Wiley & Sons, 2002.
- Kotler, Philip, John Bowen, and James Makens. *Marketing for Hospitality and Tourism*, 4th ed. Upper Saddle River, NJ: Prentice Hall, 2006.
- Lewis, Robert C. *Cases in Hospitality Marketing and Management*, 2d ed. New York: John Wiley & Sons, 1997.
- Market Guide 2007*. New York: VNU Business Publications, 2007.
- Middleton, Victor T. C., and Jackie Clark. *Marketing in Travel and Tourism*, 3d ed. Oxford, UK: Butterworth Heinemann, 2001.
- Mill, R. C., and A. M. Morrison. *The Tourism System: An Introductory Text*, 4th ed. Dubuque, IA: Kendall/Hunt, 2002.
- Morgan, Nigel, and Annette Pritchard. *Tourism, Promotion, and Power*. New York: John Wiley & Sons, 1998.
- Morgan, Nigel, Annette Pritchard, and Roger Pride. *Destination Branding: Creating the Unique Destination Proposition*. Oxford, UK: Butterworth-Heinemann, 2004.
- Morrison, Alastair M. *Hospitality and Travel Marketing*, 3d ed. Albany, NY: Thomson Learning, 2002.
- Novelli, Marina. *Niche Tourism: Contemporary Issues, Trends, and Cases*. Oxford, UK: Butterworth-Heinemann, 2004.
- Nykiel, Ronald A. *Marketing in the Hospitality Industry*, 4th ed. Lansing, MI: Educational Institute of the American Hotel and Lodging Association, 2003.
- Otto, Julie E., and J. R. Brent Ritchie. "The Service Experience in Tourism." *Tourism Management*, Vol. 17, No. 3 (May 1996), pp. 165–174.
- Perdue, Richard R. "Target Market Selection and Marketing Strategy: The Colorado Downhill Skiing Industry." *Journal of Travel Research*, Vol. 34, No. 4 (Spring 1996), pp. 39–46.
- Petrick, James F. "The Roles of Quality, Values, and Satisfaction in Predicting Cruise Passengers' Behavioral Intentions." *Journal of Travel Research*, Vol. 42, No. 4 (May 2004), pp. 397–407.
- Pike, Steven. *Destination Marketing Organizations*. Oxford, UK: Elsevier, 2004.
- Plog, Stanley C. *Leisure Travel: A Marketing Handbook*. Upper Saddle River, NJ: Prentice Hall, 2004.
- Razo, Ivo. *Heads in Beds: Hospitality and Tourism Marketing*. Upper Saddle River, NJ: Prentice Hall, 2005.
- Reich, Allen Z. *Marketing Management for the Hospitality Industry: A Strategic Approach*. New York: John Wiley & Sons, 1997.
- Shoemaker, Stowe, Robert C. Lewis, and Peter Yesawich. *Marketing Leadership in Hospitality and Tourism: Strategies and Tactics for Competitive Advantage*, 4th ed. Upper Saddle River, NJ: Prentice Hall, 2007.
- Travel Industry Association of America. *Domestic Travel Report*. Washington, DC: TIA, 2007.
- Travel Industry Association of America. *Gay and Lesbian Leisure Travelers in America*. Washington, DC: TIA, 2007.
- Travel Industry Association of America. *The Profile of Culinary Travelers*. Washington, DC: TIA, 2007.
- Travel Industry Association of America. *Travel Through the Generations*. Washington, DC: TIA, 2006.
- Travel Industry Association of America. *Geotourism: The New Trend in Travel*. Washington, DC: TIA, 2003.
- Travel Industry Association of America. *The Historical/Cultural Traveler*. Washington, DC: TIA, 2003.
- Travel Industry Association of America. *The Minority Traveler*. Washington, DC: TIA, 2003.
- Travel Industry Association of America. *The Shopping Traveler*. Washington, DC: TIA, 2001.
- Vladimir, Andy, and Bob Dickinson. *The Complete 21st Century Travel Marketing Handbook*. Upper Saddle River, NJ: Prentice Hall, 2005.

- Williams, Peter, Alison Gill, and Neil Chura. "Branding Mountain Destinations: The Battle for 'Placefulness.'" *Tourism Review*, Vol. 59, No. 1 (2004), pp. 6–15.
- United Nations World Tourism Organization. *Shining in the Media Spotlight: A Communications Handbook for Tourism Professionals*. Madrid: UNWTO, 2002.
- United Nations World Tourism Organization. *Tourism Market Trends: The World*. Madrid: UNWTO, 2002.
- ### Chapter 20
- Canton, James. *The Extreme Future*. New York: Dutton, 2006.
- Cornish, Edward. *Futuring: The Exploration of the Future*. Bethesda, MD: World Future Society, 2005.
- Creton, Marvin, Fredrick DeMicco, and Owen Davies. *Hospitality 2010: The Future of Hospitality and Travel*. Upper Saddle River, NJ: Prentice Hall, 2006.
- Crouch, Geoffrey I. "The Market for Space Tourism: Early Indications." *Journal of Travel Research*, Vol. 40, No. 2 (2001), pp. 213–219.
- Faulkner, Bill, Eric Laws, and Gianna Moscardo. *Tourism in the 21st Century: Learning from Experience*. London: Continuum International Publishing Group, 2000.
- Foot, David K., and Daniel Stoffman. *Boom Bust and Echo: Profiting from the Demographic Shift in the 21st Century*, rev. ed. Toronto, Canada: Stoddart Publishing, 2001.
- Lockwood, Andrew, and S. Medlik. *Tourism and Hospitality in the 21st Century*. Oxford, UK: Butterworth-Heinemann, 2001.
- Mueller, Hansruedi. "Long-Haul Tourism 2005: Delphi Study." *Journal of Vacation Marketing*, Vol. 4, No. 2 (April 1998), pp. 193–201.
- Schor, Juliet B. *The Overworked American: The Unexpected Decline of Leisure*. New York: Basic Books, 1991.
- Steffen, Alex. *Worldchanging: A User's Guide for the 21st Century*. New York: Abrams, 2006.
- Weiermair, Klaus, and Christine Mathies. *The Tourism and Leisure Industry: Shaping the Future*. Binghamton, NY: Haworth Hospitality Press, 2004.
- United Nations World Tourism Organization Business Council. *Public-Private Sector Cooperation: Enhancing Tourism Competitiveness*. Madrid: UNWTOBC, 2001.
- United Nations World Tourism Organization. *Tourism 2020 Vision: A New Forecast from the World Tourism Organization*. Madrid: UNWTO, 1997.
- Worldwatch Institute. *Vital Signs 2006–2007: The Trends That Are Shaping Our Future*. New York: W.W. Norton & Company, 2006.

Glossary

A

Accommodation Facilities for the lodging of visitors to a destination. The most common forms are hotels, motels, campgrounds, bed-and-breakfasts (B&Bs), dormitories, hostels, and the homes of friends and relatives.

Adventure travel A form of travel in which the perception (and often the reality) of heightened risk creates a special appeal to certain segments of the travel market. Examples include white-water rafting and mountaineering.

Affinity group A group bound together by a common interest or affinity. Where charters are concerned, this common bond makes them eligible for charter flights. Persons must have been members of the group for six months or longer. Where a group configuration on a flight is concerned, the minimum number of persons to which the term would apply may be any number determined by a carrier rule-making body. They must travel together, on the departure and return flight, but they can travel independently where ground arrangements are concerned.

Agreement, bilateral An agreement regulating commercial air services between two countries.

Agreement, multilateral An agreement regulating commercial air services between three or more countries.

Airline Reporting Corporation (ARC) A corporation set up by the domestic airlines that is concerned with travel agent appointments and operations.

Air Transport Association of America (ATA or ATAA) The authoritative trade association maintained by domestic airlines.

Alliance An association to further the common interests of the parties involved.

American plan A room rate that includes breakfast, lunch, and dinner.

Attractions Facilities developed especially to provide residents and visitors with entertainment, activity, learning, socializing, and other forms of stimulation that make a region or destination a desirable and enjoyable place.

B

Balance of payments or trade Practical definition of an economic concept. Each nation is assumed to be one tremendous business doing business with other big businesses. When a business (country) sells (exports) more than it buys (imports), there is a positive balance of payments. When a country buys (imports) more than it sells (exports), there is a negative balance of trade. Tourism is a part of balance of trade classified under services.

Built environment The components or activities within a tourism destination that have been created by humans. These include the infrastructure and superstructure of the destination, as well as the culture of its people, the information and technology they use, the culture they have developed, and the system of governance that regulates their behaviors.

C

Cabotage The ability of an air carrier to carry passengers exclusively between two points in a foreign country.

Capacity The number of flights multiplied by the number of aircraft seats flown.

Carbon footprint The effect one's actions and lifestyle have on the environment in terms of carbon dioxide emissions.

Carrier A public transportation company, such as air or steamship line, railroad, truck, bus, monorail, and so on.

Carrier-participating A carrier over whose routes one or more sections of carriage under the air waybill or ticket is undertaken or performed.

Carrying capacity The amount of tourism a destination can handle.

Charter The bulk purchase of any carrier's equipment (or part thereof) for passengers or freight. Legally, charter transportation is arranged for time, voyage, or mileage.

Charter flight A flight booked exclusively for the use of a specific group of people who generally belong to the same

organization or who are being “treated” to the flight by a single host. Charter flights are generally much cheaper than regularly scheduled line services. They may be carried out by scheduled or supplemental carriers.

Clients Those persons who patronize travel agencies.

Climate The meteorological conditions, including temperature, precipitation, and wind, that prevail at, or within, a tourism region.

Code sharing An agreement between two airlines that allows the first carrier to use the airline designation code on a flight operated by the second carrier.

Concierge This is a wonderful European invention. Depending on the hotel, the concierge is a superintendent of service, source of information, and/or link between the guest and city or area.

Conservation Management of human use of the environment to yield the greatest sustainable benefit to present generations while maintaining its potential to meet the needs and aspirations of future generations.

Consolidator A travel firm that makes available airplane tickets, cruise tickets, and sometimes other travel products at discount prices. These are usually sold to retail travel agencies but are also sometimes sold directly to the public.

Consortium A privately owned firm (not owned by its members as is a cooperative) that maintains a list of preferred suppliers. This list is made available to members, resulting in superior commissions earned.

Continental breakfast A beverage, roll, and jam. Sometimes fruit juice is added. In Spain, Holland, and Norway, cheese, meat, or fish is sometimes included.

Continental plan A hotel rate that includes a continental breakfast.

Cooperative A membership group of retail travel agencies that offers advantages to each agency member, such as lower prices on wholesale tour offerings, educational opportunities, problem solving, and other aids.

Coupon flight The portion of the passenger ticket and baggage check or excess baggage ticket that indicates particular places between which the coupon is good for carriage.

Culture The totality of socially transmitted behavior patterns, arts, beliefs, institutions, and all other products of human work and thought that are characteristic of the destination population.

D

Destination The ultimate stopping place according to the contract of carriage. Can also be defined as a place offering at least 1,500 rooms to tourists.

Destination management organization (DMO) Organization responsible for coordination, leadership, and promotion of a destination and its stakeholders, thus enabling it to provide tourists with an enjoyable and memorable visitation experience.

Development Modification of the environment to whatever degree and the application of human, financial, living, and nonliving resources to satisfy human needs and improve the quality of human life.

Domestic independent travel (DIT) A tour constructed to meet the specific desire of a client within a single country.

E

E-commerce The transaction of commercial dealings (advertising and promotion, sales, billing, payment, and customer servicing) by electronic means rather than through traditional “paper” channels.

Entertainment Performances, shows, or activities that attract and hold the attention of visitors. A successful destination will seek to integrate the travel, hospitality, and entertainment dimensions of tourism.

Environment All aspects of the surroundings of human beings, including cultural, natural, and man-made, whether affecting human beings as individuals or in social groupings.

Eurailpass A special pass sold overseas for unlimited first-class rail travel in fifteen European countries for varying numbers of days. Youth and children’s passes are also available.

European plan A hotel rate that includes only lodging, no food.

Events Includes a broad range of “occurrences,” “happenings,” and “activities” that are designed around various themes, with a view to creating or enhancing interest in the destination. Local festivals and megaevents (such as the Olympic Games and world expositions) have proven to be most effective.

Excursionist A traveler who spends less than twenty-four hours at a destination.

F

Familiarization tour A tour with free or reduced-rate arrangements for travel agents or public carrier employees

that is intended to stimulate them to sell travel or tours as experienced on the “famtour.”

Federal Aviation Administration (U.S.) A governmental regulatory agency concerned with airport operation, air safety, licensing of flight personnel, and other aviation matters.

Flag carrier An international airline often owned and/or operated by the government of its home country.

Flight, connecting A flight that requires a change of aircraft and flight number en route to a destination.

Flight, direct A flight that may make intermediary stops en route to a destination.

Flight, nonstop A flight that travels to a destination without any intermediary stops.

Food services Facilities that provide food and meals to visitors to a destination. The most common forms are restaurants, fast-food outlets, snack bars, cafeterias, food fairs, and the homes of friends and relatives.

Foreign independent travel (FIT) An individually designed tour by an individual or family rather than a predesigned package tour.

Frequent-flyer plan Program where bonuses are offered by the airlines to passengers who accumulate travel mileage.

G

Global warming The increase in the average temperature of the Earth’s near-surface air and oceans in recent decades and its projected continuation.

Governance The system that defines the organizations, the processes, and the complex of political institutions, laws, and customs through which power and authority within a destination are exercised.

Ground arrangements All those services provided by a tour operator after reaching the first destination. Also referred to as land arrangements.

Group inclusive tour (GIT) A tour that includes group air and ground arrangements for a minimum of fifteen persons. They may or may not stay together as a group for both the land and air portions of the trip.

H

Hub and spoke A system that feeds connecting passengers into major gateway airports from short-haul or point-to-point downline routes.

I

Incentive tour A tour arranged especially for employees or agents of a company as a reward for achievement, usually sales. Spouses are typically included on the trip.

Inclusive tour A travel plan for which prearranged transportation, wholly by air or partly by air and partly by surface, together with ground facilities (such as meals, hotels, and so on) are sold for a total price.

Information Knowledge obtained from investigation, study, or instruction.

Infrastructure The facilities, equipment, and installations needed for the basic functioning and daily lives of the residents of a region. These include communication systems, water and sewage facilities, public protection, health, transportation, and education systems.

International Air Transport Association (IATA) The authoritative trade association maintained by international and overseas airlines.

Internet service providers Companies that provide domain space for others on computer servers they own, companies that provide travel information that they develop, and companies that provide a combination of the two.

M

Modified American plan A room rate that includes a full American breakfast and lunch or dinner, usually dinner.

O

Open jaw A pairing of two or more nearby destinations that allows a passenger to arrive at one airport and depart from a second.

Open skies An agreement between two or more nations that allows its air carriers to fly unrestricted within each other’s borders; the United States and the Netherlands recently signed an open skies pact.

P

Package A prepaid tour that includes transportation, lodging, and other ingredients, usually meals, transfers, sightseeing, or car rentals. May be varied, but typically includes at least three ingredients sold at a fixed price.

Passport Issued by national governments to their own citizens as verification of their citizenship. It is also a permit to leave one’s own country and return.

Pension A French word widely used throughout Europe meaning guesthouse or boardinghouse.

People Those humans who reside in, or visit, a tourism destination.

Physiography The physical geography of a tourism destination.

R

Reception agency A tour operator or travel agency specializing in foreign visitors. American Adventure Tours is such a company.

Retail travel agency Is a business that sells travel related products such as package tours, cruises, accommodations, attractions, airline tickets, and rail transportation.

Run-of-the-house A hotel term to guarantee a firm price that applies to any room in the house. Often a hotel will provide a superior room, if available, in an effort to please the guest and the tour operator.

S

Social media The online technologies and practices that people use to share content, opinions insights, experiences, perspectives, and photos. An example is TripAdvisor.

Spa A hotel or resort providing hot springs or baths and other health-enhancing facilities and services.

Superstructure The equipment and facilities needed to meet the particular needs of the visitors to a region. These include accommodation and food services, visitor information and services, tourism attractions, special events, supplementary transportation, and special education and training programs for front-line staff and industry managers.

Supplier An industry term meaning any form of transportation, accommodations, and other travel services used by a travel agency or tour operator to fulfill the needs of travelers.

T

Tariffs The published fares, rates, charges, and/or related conditions of carriage of a carrier.

Technology The entire body of methods and materials used to achieve commercial, industrial, or societal objectives.

Timeshare Concept of dividing the ownership and use of a lodging property among investors.

Tour A trip taken by a group of people who travel together and follow a preplanned itinerary.

Tour-basing fare A reduced, round-trip fare available on specified dates, and between specified times, only to passengers who purchase preplanned, prepaid tour arrangements prior to their departure to specified areas.

Tourism (1) The entire world industry of travel, hotels, transportation, and all other components, including promotion, that serves the needs and wants of travelers. Tourism today has been given new meaning and is primarily a term of economics referring to an industry. (2) Within a nation (political subdivision or transportation-centered economic area of contiguous nations), the sum total of tourist expenditures within their borders is referred to as the nation's tourism or tourist industry and is thus ranked with other national industries. More important than just the total monetary product value of tourism is its role in the balance of trade. Here tourism earnings from foreigners truly represent an export industry. Tourism is an "invisible" export.

Tourist A person who travels from place to place for non-work reasons. By United Nations' definition, a tourist is someone who stays for more than one night and less than a year. Business and convention travel is included. This thinking is dominated by balance-of-trade concepts. Military personnel, diplomats, immigrants, and resident students are not tourists.

Tour operator A company that specializes in the planning and operation of prepaid, preplanned vacations and makes these available to the public, usually through travel agents.

Tour organizer An individual, usually not professionally connected with the travel industry, who organizes tours for special groups of people, such as teachers, church leaders, farmers, and the like.

Tour package A travel plan that includes several elements of a vacation, such as transportation, accommodations, and sightseeing.

Tour wholesaler A company that plans, markets, and (usually) operates tours. Marketing is always through intermediaries such as retail travel agents, an association, a club, or a tour organizer—never directly to the public, as is sometimes done by tour operators. The wholesaler would not operate the tour if, for example, it was functioning as a wholesaler in the United States for tours operated by a foreign firm. In industry jargon, *tour operator* and *tour wholesaler* are synonymous.

Transportation The act or process of carrying or moving people or goods, or both, from one location to another.

Travel (see Tourism) Often interchangeable with *tourism*. Actually, this term should represent all direct elements of travel. Included in the term *travel* are transportation, vacations, resorts, and any other direct passenger elements, including but not limited to national parks, attractions, and auto use for any of the above purposes. To make a journey from one place to another.

Travel industry services Includes those organizations, firms, and individuals that provide a diverse range of services that enable and facilitate travel as well as make it more convenient and less risky. Examples include computer support services, financial services, insurance, information, and interpretation.

Travel trade Includes those organizations, firms, and individuals that provide various elements of the total travel experience.

V

Vacation ownership A term often used to describe resort timesharing.

Visa Document issued by a foreign government permitting nationals of another country to visit or travel. The visa

is usually stamped on pages provided in one's passport but may also be a document fastened to the passport or provided electronically.

Vouchers Documents issued by tour operators to be exchanged for accommodations, sightseeing, and other services.

W

Web 2.0 A perceived second generation of WEB-based communities and hosted services such as social networking sites.

Y

Yield management The use of pricing and inventory controls, based upon historical data, to maximize profits by offering varying fares over time for the same product.

SELECTED TOURISM ABBREVIATIONS

AAA American Automobile Association

ABA American Bus Association

ABC Advanced booking charter

ACME Association for Convention Marketing Executives

AHLA American Hotel and Lodging Association

AIEST International Association of Scientific Experts in Tourism

AIT Académie Internationale du Tourisme
Amtrak National Railroad Passenger Corporation

AP American plan

APEC Asia-Pacific Economic Cooperation

APEX Advance purchase excursion fare

ARC Airlines Reporting Corporation

ARDA American Resort and Development Association

ARTA Association of Retail Travel Agents

ASTA American Society of Travel Agents

ATA Air Transport Association of America

ATME Association of Travel Marketing Executives

BIT Bulk inclusive tour

BTA British Tourist Authority

CHRIE Council on Hotel, Restaurant, and Institutional Education

CIC Convention Industry Council

CITC Canadian Institute of Travel Counselors

CLIA Cruise Lines International Association

COTAL Confederation of Tourist Organizations of Latin America

CRS Computerized reservations system

CTC Canadian Tourism Commission

CTC Certified Travel Counselor

CTO Caribbean Tourism Organization

DIT Domestic independent tours

DMAI Destination Marketing Association International

DMO Destination management organization

DOT U.S. Government Department of Transportation

ECOSOC Economic and Social Council of the United Nations

EP European plan

ETC European Travel Commission

FAA (U.S.) Federal Aviation Administration

FHA Federal Highway Administration

FIT Foreign independent tour

GIT Group inclusive tour

HSMIAI Hospitality Sales and Marketing Association International

- IAAPA** International Association of Amusement Parks and Attractions
- IAF** International Automobile Federation
- IAST** International Academy for the Study of Tourism
- IATA** International Air Transport Association
- IATAN** International Airlines Travel Agent Network
- ICAO** International Civil Aviation Organization
- ICC** Interstate Commerce Commission
- ICCA** International Congress and Convention Association
- ICCL** International Council of Cruise Lines
- ICSC** International Council of Shopping Centers
- IFWTO** International Federation of Women's Travel Organizations
- IH&RA** International Hotel and Restaurant Association
- IIPT** International Institute for Peace through Tourism
- IIT** Inclusive Independent Tour
- ILO** International Labor Organization
- ISMP** International Society of Meeting Planners
- ISTTE** International Society of Travel and Tourism Educators
- IT** Inclusive tour
- ITC** Inclusive tour charter
- IYHF** International Youth Hostel Federation
- MAP** Modified American plan
- MCO** Miscellaneous charges order
- MPI** Meeting Professionals International
- NACOA** National Association of Cruise Oriented Agencies
- NAPVO** National Association of Passenger Vessel Owners
- NARVPC** National Association of RV Parks and Campgrounds
- NCA** National Council of Attractions
- NRA** National Restaurant Association
- NRPA** National Recreation and Park Association
- NTA** National Tour Association
- OAG** Official Airline Guide
- OAS** Organization of American States
- OECD** Organization for Economic Cooperation and Development
- OTTI** Office of Travel and Tourism Industries (U.S.)
- PAII** Professional Association of Innkeepers International
- PATA** Pacific Asia Travel Association
- RAA** Regional Airline Association
- RPM** Revenue passenger miles
- RTF** Rural Tourism Foundation
- RVIA** Recreation Vehicle Industry Association
- SATW** Society of American Travel Writers
- SITE** Society of Incentive and Travel Executives
- TIA** Travel Industry Association of America
- TIAC** Tourism Industry Association of Canada
- TTRA** Travel and Tourism Research Association
- UFTAA** Universal Federation of Travel Agents' Association
- UNDP** United Nations Development Programme
- UNESCO** United Nations Educational, Scientific, and Cultural Organization
- UNWTO** United Nations World Tourism Organization
- USTOA** United States Tour Operators Association
- WATA** World Association of Travel Agencies
- WHO** World Health Organization
- WTAO** World Touring and Automobile Organization
- WTTC** World Travel and Tourism Council
- WWW** World Wide Web

Index

- Accommodations, 6, 16, 20, 153–180, 340–343, 367, 461–463, 579–580. *See also* Hotels. *See also* Lodging industry.
- Bed & Breakfast (B&B), 163, 177
- careers in, 6–86
- condominium apartments, 342
- history of, 36, 37, 40, 42, 47, 57, 62
- lodging organizations, 168
- timesharing, 163–167, 178, 342
- Adventure travel, 16–17, 213–214, 231, 592
- Advertising, 520, 522, 531, 534, 542–547. *See also* Marketing. *See also* Promotion.
- Agriculture, 24, 182, 284–285, 318, 400
- Airline industry, 87, 117–129, 149–152, 189–190, 345, 499, 567, 580
- associations, 97, 105–107, 127–129
- careers in, 68–69
- environmental issues of, 526–577
- history of, 55–57, 61–62
- Open Skies, 126
- Amusement parks, *See* Parks, amusement.
- Amman Declaration on Peace, 295–296. *See also* World peace.
- Anthropography, 277
- Aquariums, 215, 233, 287
- Attractions, 13, 16, 212–223, 236–238, 290, 591
- careers in, 75, 78
- history of, 38, 40, 42, 44, 49–52
- Attitudes, 305, 306–309, 316, 347, 456, 495, 549
- Automobile travel, 118–120, 136–143, 339–340
- history of, 54, 61, 62
- rental cars, 70
- taxis, 347
- Balance of payments effects, 392–393
- Barriers to travel, 326–327
- Behavior, *See* Tourist, behavior. *See also* Attitudes.
- Benefits of tourism, 25–27, 31–33, 304–305, 459, 486, 595
- Boating, *See* Cruise industry. *See also* Water travel.
- Branding, 42, 443, 533, 535, 561, 574. *See also* Marketing.
- Built environment, 13, 14–16, 334, 335, 337–340
- Business tourism, 4, 9–11, 283–284
- Camping, 119, 137–138, 168, 227, 228–231, 255
- Careers in tourism, 20–21, 65–86, 578
- career paths, 79–83
- consolidators, 200–201
- internships, 80–83
- research, 522–528
- specialty channelers, 206–208
- tour wholesaler/operator, 201–206
- travel agents, 183–195
- Carrying capacity, 120, 446, 470, 476, 479, 481, 498, 489, 500
- Casino industry, *See* Gaming.
- China, 28, 29, 35, 41, 45–46, 51, 58, 94, 103, 130, 131, 132, 149, 161, 165, 225, 423, 537, 573–574, 583, 586–587
- Chronologies of travel, 57–62
- city states, 42, 575–576
- Classification of travelers, 9–11
- Climate, *See* Seasonality.
- Climate change, 490, 568, 571, 576, 577, 594
- Code of ethics, 95, 96, 205, 206, 434, 492–493, 496
- Communications, 74, 108, 168, 196, 309, 335, 337, 420, 437, 497, 522, 591. *See also* Information. *See also* Publishing
- careers in, 74, 78
- electronic, 527
- and the Internet, 196, 199, 544, 550–551, 578
- Competitiveness, 213, 412, 413, 416–421, 437–438, 441–444
- model of, 442
- Components of tourism, 12–21, 177, 334, 431
- model of, 13
- constraints, 132, 257, 294, 326–327, 387–390, 394, 426, 429–430, 438, 509, 557, 572, 592
- Convention and Visitors Bureaus (CCVB), 19, 103, 107, 111, 112–113, 457
- careers with, 67, 78
- Conventions, 175–177, 178, 236, 275, 279, 358, 395, 458. *See also* Meetings.
- Cooperation, 425, 535
- Costs of tourism, 31–33, 403

- Credo of the Peaceful Traveler, 295. *See also* World peace.
- Crime, 31, 32, 107, 306, 322, 328, 434, 441, 449, 458, 460.
See also Security.
- Crisis management, 94, 435–438, 458, 582–583
- Cruise industry, 4, 8, 30, 120, 149–150, 182, 189–190, 191, 192, 225, 234, 256–257, 310, 335, 345, 490, 588, 591–593
careers in, 69, 384
history of, 37, 45, 61
- Cultural tourism, 268, 277–279. *See also* Ethnic tourism.
- Dark tourism, 319
- Definition of tourism, 3–34
- Delphi method, 355, 374
- Demand, 10, 17, 22, 25, 32, 51, 53, 54, 66, 120, 323–326, 336–337, 340, 353–360, 362–378, 387, 389–390, 394–395, 401–404, 456
measurement of, 366–369
- Demographics, 554, 584–586
- Destination
attractiveness, 268–269, 364, 365, 420, 421, 470, 591
image, 253, 258, 365, 448, 534, 535, 548
management, 19, 78, 418–425, 443, 445, 479. *See also* Crisis management.
information systems (DMIS), 419
organizations (DMOs), 19, 112, 339, 414, 459–460, 480, 550. *See also* United Nations World Tourism Organization.
vision, 20, 426, 427–431
- Determinants, 441. *See also* Effects, on tourism.
- Development, 18–20, 33, 46, 90, 93, 376, 382, 403, 405, 414, 440–468, 574–576. *See also* Planning.
organizations, 98–99, 110–111, 113
product, 416, 446–447, 534, 580
sustainable, 93, 95, 97, 449, 470, 474–483, 488.
See also Sustainability.
- Disabled travelers, 313–317
- Disciplinary inputs, 23–24
- Distribution, 181–211, 432, 533–534, 541, 542. *See also* Global distribution systems.
- E-commerce, 195, 196–198
- Economic impacts, 25–30, 31, 96, 225, 229, 236, 368, 379–411, 459, 508, 523
balance-of-payments effects, 22, 392–393
constraints, 326, 387–389, 394
history of, 52
multipliers, 22, 390, 396–404
optimization, 386–396
- Ecotourism, 17, 93, 94, 96, 469–503, 577. *See also* Environmental tourism. *See also* Nature-based tourism.
- Education, 10, 24, 72, 93, 234–235, 238–240, 286, 312, 403, 420, 594. *See also* Tourism, study programs.
careers in, 73, 80
- Educational tourism, 47, 68, 234, 250, 286–288, 300
- Effects
of tourism, 4, 120, 150, 235, 299, 304–309, 322, 390–392, 396, 408, 414, 430, 470, 472, 483.
See also Impacts.
on tourism, 26, 250, 380, 413, 429–430, 435–436, 568, 588. *See also* Impacts. *See also* Motivation.
See also Seasonality. *See also* Security. *See also* Technology. *See also* Trends.
- Employment, 5, 10, 20, 22, 25, 26, 29, 31, 32, 98, 112, 170, 224–225, 354, 355, 375, 380, 384–385, 397–398, 405–406, 408, 414, 568, 569, 591, 593. *See also* Careers. *See also* Human Resources.
- Entertainment, 6, 11, 20, 40, 44, 51, 61, 95, 109, 154, 183, 195, 212–243, 268, 275, 281, 286–287, 293–294, 334, 335, 348, 351–352, 401, 422, 441, 454–455, 591.
- Environment, 23, 31, 32, 93, 96, 97, 107, 120, 128, 150, 293, 294, 295, 296, 297, 334, 335, 387–388, 418, 449, 469–503, 523, 572, 576–577. *See also* Climate change. *See also* Nature tourism.
Kyoto Agreement, 576
- Environmental tourism, 268, 277, 279. *See also* Ecotourism.
See also Sustainability.
- Ethics, 434, 491
code of, 95, 96, 205, 206, 434, 492–493, 496
- Ethnic tourism, 268, 277, 279. *See also* Cultural tourism.
- Events, 13, 16, 18, 19, 154, 175–176, 214, 234–236, 242, 275, 292–293, 352, 414, 441, 550, 582, 586.
See also Festivals.
careers in, 70, 74, 78
- Excursionists, 10, 11, 367, 414
- Festivals, 214, 215, 234–236, 242, 275, 279, 280, 293, 318, 336, 351, 352, 354, 358, 582. *See also* Events
careers in, 78
history, 38, 40, 42, 44, 52
- Financing, 98, 416, 456, 463–465
- Food services, 16, 81, 154, 169–172, 414, 496
careers in, 20, 73
fast food, 16, 170
history of, 38, 45, 46, 52

- Forecasts, *See* Tourism, forecasts.
- Future of tourism, 77, 95, 125, 127, 165, 201, 221, 369–371, 382–383, 427, 455, 474, 521, 537, 567–596. *See also* Planning. *See also* Destination, vision.
of travel agents, 191–193
- Gambling, *See* Gaming.
- Gaming, 24, 154, 169, 213, 223–226, 234, 293–294
careers in, 79
- Global distribution systems, 194–195
- Governance, 15–16, 334, 428. *See also* Policy. *See also* Politics. *See also* Tourism, organizations.
- Government travel, 586. *See also* Politics.
the Grand Tour, 47–48, 250
- Group travel, 317–319
- Handicapped travelers, *See* Disabled travelers.
- Handicrafts, 282, 384
- Historic
sites, 215, 232–233, 491, 582
transportation, 37, 53–57
- History of tourism, 35–64, 111, 216, 236, 248, 249–251, 269, 274–275, 290–291, 318, 441
accommodations, 37, 40, 42, 47, 57
airline travel, 55–57, 61–62
attractions, 40, 42, 49–52
Classical world, 42–45
early explorers, 46, 57–62
early roads, 39–41, 169
early ships, 45
first travel agents, 52
food service industry, 38, 45, 46, 52
the Grand Tour, 47–48, 250
Olympic games, 40, 42, 60. *See also* Olympics.
- Hospitality industry, 153–180
careers in, 82
history of, 47
Spirit of Hospitality, 13, 17
- Hotels, 15, 155–169, 197–198, 207–208, 234, 289–290, 306, 335, 340–343, 353–354, 454–455, 461–463, 498, 525, 556. *See also* Accommodations.
careers in, 70, 82–83, 384
future of, 579–580, 586
history of, 36, 48, 51, 54, 62
management of, 82, 342–343
- Human resource management, 31, 72, 83, 384–385, 406, 416, 418–419, 420, 436, 449–450, 578–579.
See also Careers. *See also* Employment.
- Image, *See* Destination, image.
- Impacts, 20, 22, 23, 31, 33, 106, 396, 413, 415, 423, 470, 488, 584, 587. *See also* Economic impacts. *See also* Effects.
- Indicators, 29, 488–489, 494
- Information, 15, 26, 68, 78, 108, 109, 168–169, 186, 321, 352, 385, 406–407, 418–419, 436, 437, 443, 482, 508, 511–514, 529. *See also* Marketing.
See also Promotion, *See also* Research. *See also* Technology.
centers, 78, 113, 168, 329
- Infrastructure, 13, 15, 32, 308, 335–336, 337–338, 354, 394, 457
- International Air Transport Association (IATA), 97, 123–124, 316. *See also* Airline industry, associations.
- International Civil Aviation Organization (ICAO), 97–98,
See also Airline industry, associations.
- International tourism, 8, 28, 267–302, 381, 569, 574
- Internet, 74, 186–187, 189, 191–193, 196–199, 208, 509, 512, 515, 519, 544, 550–552, 578, 585, 593.
See also Technology.
social media, 532, 551–552
- Jobs, *See* Careers. *See also* Employment.
- Labor, *See* Human Resources.
- Land use, *See* Zoning.
- Land management, 107, 230, 449, 487. *See also* Zoning.
- Language, 286–287, 300
- Leisure, 4, 23, 156, 259, 320, 323, 448, 527, 572, 590–592.
See also Recreation.
careers in, 75
- Life characteristics and travel, 309–317
- Life-seeing tourism, 270–272, 300
- Lodging industry, 155–169. *See also* Accommodations.
See also Hotels.
- Management, *See* Destination, management. *See also* Crisis management. *See also* Visitor management.
- Marketing, 20, 104, 108–109, 111, 112–113, 196, 241, 446–447, 458, 520–521, 528, 531–564
careers in, 71, 76–78
“the four Ps”, 534–535
the marketing mix, 533–551
planning, 537–539, 559–560
- Market segmentation, 158, 355, 553–559
- Mass migration, 588
- Media, social. *See* Internet.
- Medical tourism, 11, 42, 50–51, 68, 241, 315, 321

- Meeting planners, 112, 175–177, 207
careers in, 79
- Meetings, 112–113, 155, 175–178, 279. *See also*
Conventions.
- Model of the Competitive/Sustainable Destination, 419,
441–444
- Motivation. *See* Travel, motivation.
- Motorcoach industry, 120, 133–136, 345
careers in, 68, 81
history of, 48–49, 54, 57
- Museums, 214–215, 222, 269, 273–274, 280–287,
290–291, 315, 352, 354, 582
history of, 44, 50
- National parks. *See* Parks, national.
- Natural resources, 14, 20, 335–337. *See also* Environment.
- Nature tourism, 256–257, 470. *See also* Ecotourism.
See also Environmental tourism.
- New wonders in the world, 51
- Olympics, 16, 234, 242, 292
history of, 40, 42, 60
- Operating sectors, 16–17, 118, 154, 182, 335, 340–347
- Parks, 75, 168, 214, 228, 339–340, 486
amusement, 214, 215, 216–223
history of, 63
national, 214, 228–229, 241, 291, 293, 486, 577
theme, 214, 215, 216, 234, 241, 455, 591
- Passenger transportation. *See* Transportation.
- Peace. *See* World peace.
- People-to-people programs, 272, 298–299
- Perceptions. *See* Tourist, perceptions.
- Perpetual tourism, 588
- Phenomenon of tourism, 12–13, 14, 15, 19, 251, 334, 405
model of, 13
- Philosophy of tourism, 13, 20, 297–299, 425, 426, 427,
431, 443
- Planning, 4, 13, 18–19, 20, 375, 413, 440–468, 495–496,
537–539. *See also* Development. *See also*
Strategic planning. *See also* Marketing, planning.
- Pleasure travel, 31, 46, 247–266, 273, 310, 312
motivation for, 13–14, 247–266, 273
- Polar tourism, 256–257, 476
- Policy, 5, 13, 18–20, 103–104, 412–439, 441, 443,
444–445, 560
process of, 425–430
Tourism Policy Council, 103
- Politics, 478. *See also* Governance.
- Positioning. *See* Branding.
- Poverty alleviation, 94, 95, 297, 440
- Power of travel, 395
- Pricing, 20, 22, 128, 350–351, 533, 539–542
- Product development. *See* Development, product. *See also*
Marketing.
- Promotion, 18–19, 90, 102, 110–111, 509, 534, 542–550, 560
- Public relations, 534, 549–550
careers in, 74, 78, 83
- Publishing, 240. *See also* Advertising. *See also* Promotion.
- Rail industry, 129–132, 149–150, 346–347, 461
careers in, 70
history of, 48–49, 52, 53–54, 60–62
- Recreation, 11, 13, 16–17, 212–243, 351–352, 572. *See also*
Leisure.
careers in, 67–68, 75
vehicles (RV), 137–138, 321, 588
- Recreational tourism, 268, 279
- Religion, 288–289, 553
- Religious travel, 44, 46–47
- Rental cars. *See* Automobile travel.
- Resorts. *See* Accommodations. *See also* Timesharing, resorts.
- Research, 8, 26, 96, 101–102, 104–105, 108, 158, 168–169,
198, 239–240, 252, 258, 356, 368–369, 398, 419,
507–530, 534, 547–548
careers in, 68, 74, 78
journals, 526–527
methods, 515–522
- Risk management. *See* Crisis management.
- Safety. *See* Security. *See also* Crisis management.
- Seasonality, 120, 257, 356, 359, 365–366, 541
- Security, 93–94, 97, 101, 106, 120, 128, 146–147, 261, 306,
441, 458–459, 579, 582–583, 587–588. *See also*
Crisis management.
- Senior travelers, 75, 133, 286, 287, 310
- Service quality, 534, 550
- Shopping, 11, 214, 215, 236–238, 241, 284, 348–351, 591
- Skål International, 96
- Social
media, 532, 551–552
tourism, 319–322
- Sociology of tourism, 24, 202–329
- Special events. *See* Events.
- Space tourism, 68, 573, 577, 579, 580–582
- Speciality channelers, 206–208
- Spirit of hospitality, 13, 17, 118, 334, 336, 347–351
- Sports tourism, 24, 231
careers in, 78
winter, 231–232

- Stakeholders, 19, 20, 413, 414–415, 427, 428, 535
- Stewardship, 13, 418, 419, 430, 443
- Strategic planning, 19, 20, 413, 419–419, 428
- Study of tourism, *See* Education. *See also* Travel, study programs.
- Superstructure, 13, 15, 335, 337–338, 441, 442
- Supply components, 334–336, 359–360
- Sustainability, 418–421, 441–444, 479–480, 483, 500.
See also Development, sustainable.
 Best Enterprises for Sustainable Travel (BEST), 493–494
 model of Destination Competitiveness and Sustainability, 442
- Task analysis, 55–356
- Taxation, 159, 225, 394–395, 416, 420, 465, 490, 588
- Taxis, *See* Automobile travel.
- Technology, 4, 15, 68, 156, 168, 191–192, 195, 196, 199, 334, 422, 539, 551, 567, 577–579, 583–584.
See also Internet.
 careers in, 68
- Terrorism, *See* Crisis management.
- Theme parks, *See* Parks, theme.
- Theory, 251, 253, 258–263
- Timesharing, 166, 167, 178, 342
 resorts, 163–167
- Tour operator, *See* Tour wholesaler.
- Tour wholesaler (operator), 183, 201–206, 533
- Tourism Destination Management Information System (TDMIS), 419. *See also* Technology. *See also* Information.
- Tourism
 components, 12–21, 177, 334, 431
 cultural, 268, 277–279
 definition of, 3–34
 forecasts, 362–378
 journals, 526–527. *See also* Research.
 management, 12–22, 100–101, 112, 418–425, 498, 532–533. *See also* Destination, management.
 careers in, 65–86
 crisis, 94, 435–438, 458, 582–583
 of destinations, 95–116. *See also* Destination, management.
 education, 239, 523
 environmental, 419, 495
 event, 234–236
 hotel, 82, 342–343
 human resource, *see* Human resource management.
 information, 419
 land use, 107, 230, 449, 487
 risk, *See* Crisis management.
 strategic, *See* Strategic planning.
 visitor, 418, 419, 443
 yield, 162, 358
 organizations, 89–116. *See also* Destination, management organizations.
- Tourism Satellite Account (TSA), 26, 385, 404–408
- Tourist,
 arrivals, 369, 370, 372, 574
 international, 27–28, 380–382, 569–571
 behavior, 22, 186, 248–249, 251, 259, 261, 491, 559, 584, 576, 586
 disabled, 313
 group travel patterns, 317–319
 international, 327
 of the future, 576
 expenditures, 213, 311, 367–368, 396, 399, 476, 492
 experience, 6, 17, 18, 20, 268, 292–294, 389–390, 476, 550–552, 573, 583–584, 589–590, 594. *See also* Travel, experience
 perceptions, 120, 365, 423, 534, 550
 values, *See* Values.
- Transportation, 4, 6, 24, 106, 117–152, 183, 213, 335, 343–347, 460–461, 576. *See also* Airline industry. *See also* Automobile travel, *See also* Cruise industry. *See also* Motorcoach industry. *See also* Rail industry. *See also* Water travel.
 historic, 53–57
- Travel,
 advisories, 385
 agents, 183–195, 491–492, 543
 history of, 48, 52
 organizations, 193–194
 behavior, *See* Tourist, behavior.
 experience, 6, 13, 20, 277–280, 292–294, 303, 334.
See also Tourist, experience.
 motivation, 13, 24, 38, 247–266, 273, 280–291, 553, 588
 market research, 252–255
 theory, 251–255, 258–262
 psychological, 251
 needs, 14, 259
 model of, 261
 study programs, 239, 287. *See also* Education.
 trade, 17, 21, 182, 205
- Trends, 26, 28, 135, 159–162, 173, 189, 356, 374, 375, 419, 432, 508, 548, 568, 577, 584, 594–595
 analysis, 355, 369–371
- United Nations World Tourism Organization (UNWTO), 7–8, 26–29, 91–95, 96, 374, 380–383, 407, 434, 437, 493–494

Values, 80, 81, 427–428, 446–447, 479, 495–496, 553

Virtual

 reality, 192, 584, 585

 tourism, 584–585

Vision or Visioning, *See* Destination, vision.

Visitor management, 418, 419, 443

Visits to friends and relatives (VFR), 4, 9, 10, 11, 38,
 252, 254

Water travel, 53, 345–346. *See also* Cruise industry.

World peace, 32, 37, 92, 291–299, 317, 595

 Amman Declaration on Peace, 295–296

 Credo of the Peaceful Traveler, 295

 World's top 10 tourism destinations, 28–30

 The World Travel and Tourism Council (WTTC),
 25–27, 66, 83, 94–96, 375, 404, 407, 470–473,
 493, 569

 Yield management, 162, 358

 Zoning, 308, 420, 456–457. *See also* Land management.

 Zoos, 82, 215, 216, 225, 233, 241, 287



(TOP) No trip to Sydney is complete without a tour of the Opera House, one of the world's most daring and beautiful examples of twentieth-century architecture.

Copyright © Corbis Digital Stock.

(BOTTOM) The opportunity to engage in new, exciting activities, such as sailing, is a prime travel motivator. Sailing near Fort Lauderdale provides an exhilarating experience. *Photo courtesy of The Greater Fort Lauderdale Convention and Visitors Bureau.*





(TOP) Hot air ballooning is a unique experience that can attract tourists' attentions.

Photo courtesy of New Mexico Tourism Department.

(BOTTOM) Tourists are drawn to this breathtaking view in The Garden of the Gods Park in Colorado Springs, Colorado.

Photo courtesy of The Broadmoor.

The expansive beauty of the Grand Canyon gives tourists an appreciation for the natural world that surrounds them.

Copyright © Corbis Digital Stock.



Architectural beauty, history, and pop culture intertwine to lure tourists to visit the Arc de Triomphe in Paris in every season.

Copyright © Corbis Digital Stock.

Some people enjoy the opportunity to spend time in their natural surroundings and enjoy activities such as fishing on an autumn day.

Photo courtesy of Wisconsin Department of Tourism.



Sunlight bouncing off the towers of
the Catherine Palace in Pushkin, Russia
draws the attention of any passer-by.
Copyright © Corbis Digital Stock.






(TOP LEFT) A painter at work on his current piece at the Place du Theatre in Montmartre in Paris. *Photo courtesy of Robert Pierce.*

(TOP RIGHT) The Space Needle in Seattle is a popular and unique site for tourists. *Copyright © Corbis Digital Stock.*

(BOTTOM) Clouds gather around the top of Mount Kilimanjaro, an active volcano in Tanzania. *Copyright © Corbis Digital Stock.*





(TOP LEFT) The excitement of skiing at high speed is just the adrenaline that some vacationers are seeking. *Photo courtesy of PhotoDisc, Inc./Getty Images.*

(TOP RIGHT) The Great Wall of China stretches into the horizon, undeterred by the most formidable topographical obstacles. *Copyright © Corbis Digital Stock.*

(BOTTOM) The majestic beauty of the waterfall at Yosemite National Park in California is a travel motivator. *Photo courtesy of PhotoDisc, Inc./Getty Images.*

The Champagne Pool in New Zealand provides visitors with the opportunity to see minerals depositing as hot water flows out of the pool and across the flats.
Courtesy of Digital Vision.





When touring Venice, Italy visitors can see Piazza San Marco from their gondolas.

Copyright © Corbis Digital Stock.

(MIDDLE) Tourists are often drawn to the serenity and calm of Japanese temples and gardens. *Copyright © Corbis Digital Stock.*

(BOTTOM) The rugged beauty and haunting mystery of Stonehenge cause visitors to give pause and consider their place as a grain of sand in the hourglass of time.

Copyright © Corbis Digital Stock.

